



SC Annual School Report Card Summary

R H FULMER MIDDLE
Lexington 2
Grades: 6-8 Enrollment: 591
Principal: Dixon Brooks
Superintendent: Venus J. holland, Ed.D.
Board Chair: ElizaBeth Dickerson Branham

PERFORMANCE

Comprehensive detail, including definitions of ratings, performance criteria, and explanations of status, is available on www.ed.sc.gov and www.eoc.sc.gov as well as school and school district websites. Printed versions are available from school districts upon request.

YEAR	ABSOLUTE RATING	GROWTH RATING	PALMETTO GOLD AND SILVER AWARD		AYP STATUS	NCLB IMPROVEMENT STATUS
			General Performance	Closing the Gap		
2011	Excellent	Good	TBD	TBD	Not Met	N/A
2010	Good	Good	Silver	Silver	Not Met	N/A
2009	Good	Average	N/A	N/A	Not Met	N/A

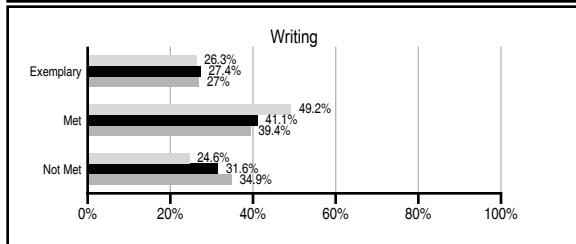
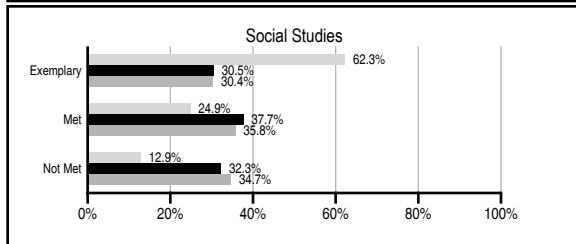
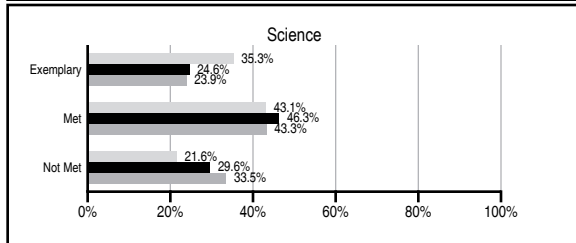
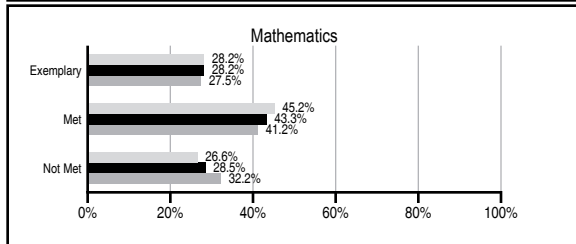
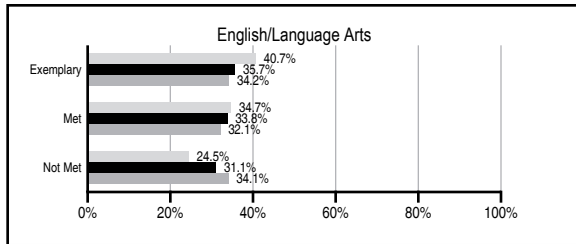
ABSOLUTE RATINGS OF MIDDLE SCHOOLS WITH STUDENTS LIKE OURS*

EXCELLENT	GOOD	AVERAGE	BELOW AVERAGE	AT-RISK
4	13	42	2	0

* Ratings are calculated with data available by 11/09/2011. Schools with Students Like Ours are Middle Schools with Poverty Indices of no more than 5% above or below the index for this school.




PASS PERFORMANCE

Our School Middle Schools with Students Like Ours Middle schools statewide



NAEP PERFORMANCE*

* Performance reported for SC and nation, data not available at school level. Percentages at NAEP Achievement Levels.



END OF COURSE TESTS - 2011

% of students scoring 70 or above on:	Our Middle School	Middle Schools with Students Like Ours
Algebra 1/Math for the Technologies 2	100.0	96.9
English 1	100.0	95.8
Biology 1/Applied Biology 2	N/A	86.3
Physical Science	N/A	98.4
US History and the Constitution	N/A	N/A
All Subjects	100.0	96.6

SC PERFORMANCE VISION

By 2020 all students will graduate with the knowledge and skills necessary to compete successfully in the global economy, participate in a democratic society and contribute positively as members of families and communities.

Abbreviations Key

N/A Not Applicable N/AV Not Available N/C Not Collected N/R Not Reported I/S Insufficient Sample TBD To be determined
 NI Newly Identified CSI Continuing School Improvement CA Corrective Action RP Plan to Restructure R Restructure DELAY School Improvement Status HOLD School Improvement Status

R H FULMER MIDDLE [Lexington 2]

SCHOOL PROFILE

	Our School	Change from Last Year	Middle Schools with Students Like Ours	Median Middle School
Students (n=591)				
Students enrolled in high school credit courses (grades 7 & 8)	19.7%	Up from 17.1%	29.2%	24.5%
Retention rate	0.2%	Up from 0.0%	0.9%	0.7%
Attendance rate	96.9%	Up from 96.5%	95.6%	95.9%
Served by gifted and talented program	23.0%	Down from 23.8%	19.3%	17.8%
With disabilities other than speech	13.3%	Down from 19.0%	10.1%	9.2%
Older than usual for grade	0.3%	Down from 1.2%	2.0%	1.5%
Out-of-school suspensions or expulsions for violent and/or criminal offenses	0.3%	Up from 0.2%	0.5%	0.4%
Annual dropout rate	0.0%	No Change	0.0%	0.0%
Teachers (n=39)				
Teachers with advanced degrees	79.5%	Up from 75.0%	61.0%	60.0%
Continuing contract teachers	92.3%	Up from 86.1%	89.5%	82.6%
Teachers returning from previous year	85.7%	Up from 84.6%	86.6%	85.6%
Teacher attendance rate	96.2%	Up from 94.7%	94.8%	95.3%
Average teacher salary*	\$48,862	Down 3.8%	\$46,534	\$46,300
Classes not taught by highly qualified teachers	0.0%	No Change	0.0%	1.2%
Professional development days/teacher	16.4 days	Down from 16.8 days	10.1 days	9.9 days
School				
Principal's years at school	6.0	Up from 5.0	4.0	4.0
Student-teacher ratio in core subjects	21.1 to 1	Down from 21.8 to 1	21.5 to 1	21.5 to 1
Prime instructional time	92.6%	Up from 90.2%	89.6%	90.1%
Opportunities in the arts	Good	No Change	Good	Good
SACS accreditation	Yes	No Change	Yes	Yes
Parents attending conferences	97.4%	Up from 96.4%	97.4%	98.1%
Character development program	Excellent	No Change	Good	Good
Dollars spent per pupil**	\$7,216	Down 3.9%	\$7,491	\$7,634
Percent of expenditures for instruction**	68.5%	Down from 68.8%	64.3%	64.0%
Percent of expenditures for teacher salaries**	66.8%	Down from 67.0%	62.1%	61.2%
% of AYP objectives met	90.5%	Down from 95.2%	81.0%	80.5%

* Length of contract = 185+ days.

** Prior year audited financial data available.

EVALUATION RESULTS

	Teachers	Students*	Parents*
Number of surveys returned	34	148	85
Percent satisfied with learning environment	94.1%	79.5%	90.2%
Percent satisfied with social and physical environment	93.9%	80.3%	81.9%
Percent satisfied with school-home relations	67.6%	86.2%	80.5%

*Only students at the highest middle school grade level at this school and their parents were included.

REPORT OF PRINCIPAL AND SCHOOL IMPROVEMENT COUNCIL

The 2010-2011 school year was a very successful one for Fulmer Middle School both academically and athletically. Our school was recognized with two Palmetto Silver Awards by the State Department of Education for Closing the Achievement Gap and Academic Performance. The boys and girls basketball teams won the district championships, and the PAC 3A Championships. We also were runner-ups in the Palmetto Athletic Conference Basketball Tournament. In addition, we continue to be recognized as a South Carolina Red Carpet School.

Our fine arts department continued to shine in all areas. The visual arts department had two students win awards at the State Fair Art Show and many others had their art displayed. The band received an "Excellent" rating at the SCBDA Concert Festival and our chorus received an "Excellent" rating at Choral Festival. Our band, chorus, and strings students won numerous "Superior" and "Excellent" awards at their respective Solo and Ensemble competitions. In addition, we had students selected for All-State and Region Bands.

Our Gateway To Technology program continues to prepare our students for future engineering opportunities and now features six different classes including Design and Modeling, Automation and Robotics, Energy and the Environment, Flight and Space, Science of Technology, and Magic of Electrons. In addition, our Technology Student Association continued to make us proud by finishing with numerous first, second, and third place winners at the State competition.

Our students continue to achieve academically. We had four students qualify as Duke TIP Scholars, seven students qualify as South Carolina Junior Scholars, ten qualify as Myrdis Walker Scholars, and over ninety-five students qualify for Junior Honor Society. Our teachers continue to collaboratively plan their instruction and create common assessments to assess students' mastery of the content standards. Using Mastery Manager, teachers evaluate their test results to know which content areas and students need additional time. This is just a small part of our emphasis on providing our students with a guaranteed and viable curriculum.

Our outstanding faculty and staff includes eight National Board Certified teachers and one NBCT candidate. Emmylou Todd, one of our special education teachers, represented Fulmer Middle School as our Teacher of the Year. Our staff also continued our partnership with the University of South Carolina by serving as both a practicum site and clinical site for future teachers.

Our cafeteria staff had four perfect attendance award winners, earned a five star award, and was recognized as the "Cafeteria of the Year" for Lexington School District Two.

At Fulmer Middle School, our focus is student learning, which is achieved through the partnership and collaborative efforts of teachers, students, and parents. We will continue to analyze our assessment data for the purpose of improving our practices and to ensure that we reach our achievement goals as we continue our efforts as a true Professional Learning Community.

Dixon Brooks, Principal
Allan Rish, SIC Chair

Comprehensive detail, including definitions of ratings, performance criteria, and explanations of status, is available on www.ed.sc.gov and www.eoc.sc.gov as well as school and school district websites.

Printed versions are available from school districts upon request.

Abbreviations Key

N/A Not Applicable N/AV Not Available N/C Not Collected N/R Not Reported I/S Insufficient Sample TBD To be determined

NI Newly Identified CSI Continuing School Improvement CA Corrective Action RP Plan to Restructure R Restructure DELAY School Improvement Status HOLD School Improvement Status