



SC Annual School Report Card Summary

PELION MIDDLE
Lexington 1
Grades: 6-8 Enrollment: 626
Principal: Sandy Jowers
Superintendent: Dr. Karen C. Woodward
Board Chair: Cynthia S. Smith

PERFORMANCE

Comprehensive detail, including definitions of ratings, performance criteria, and explanations of status, is available on www.ed.sc.gov and www.eoc.sc.gov as well as school and school district websites. Printed versions are available from school districts upon request.

YEAR	ABSOLUTE RATING	GROWTH RATING	PALMETTO GOLD AND SILVER AWARD		AYP STATUS	NCLB IMPROVEMENT STATUS
			General Performance	Closing the Gap		
2011	Average	Average	TBD	TBD	Not Met	N/A
2010	Average	Average	N/A	N/A	Not Met	N/A
2009	Average	Average	N/A	N/A	Not Met	N/A

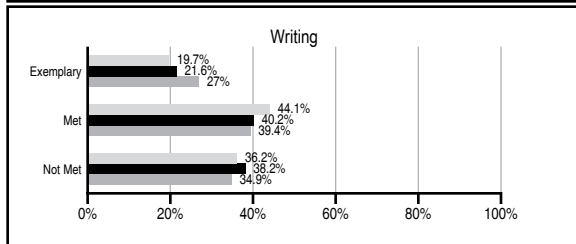
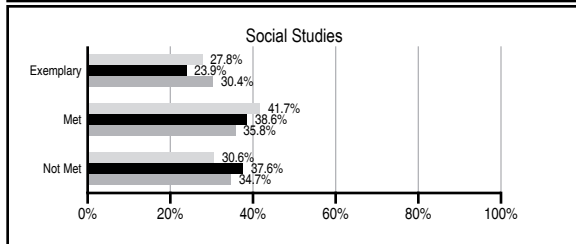
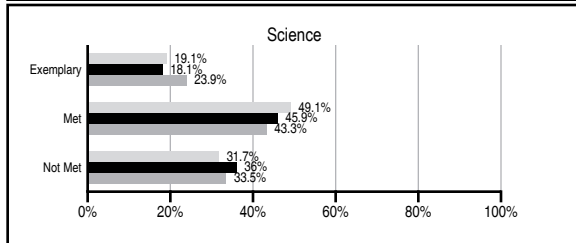
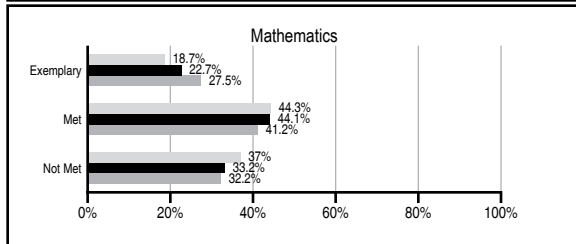
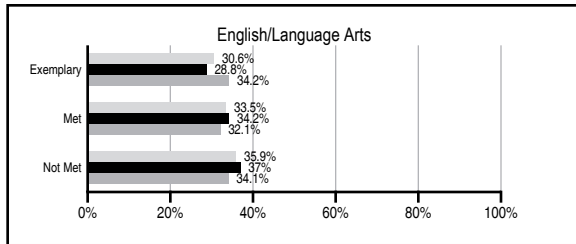
ABSOLUTE RATINGS OF MIDDLE SCHOOLS WITH STUDENTS LIKE OURS*

EXCELLENT	GOOD	AVERAGE	BELOW AVERAGE	AT-RISK
1	2	41	7	0

* Ratings are calculated with data available by 11/09/2011. Schools with Students Like Ours are Middle Schools with Poverty Indices of no more than 5% above or below the index for this school.

PASS PERFORMANCE

Our School Middle Schools with Students Like Ours Middle schools statewide



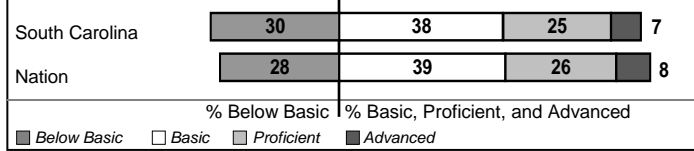
NAEP PERFORMANCE*

* Performance reported for SC and nation, data not available at school level. Percentages at NAEP Achievement Levels.

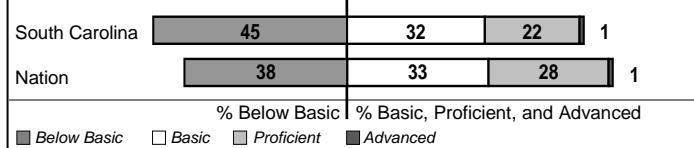
READING – GRADE 8 (2011)



MATH – GRADE 8 (2011)



SCIENCE – GRADE 8 (2009)



END OF COURSE TESTS - 2011

% of students scoring 70 or above on:	Our Middle School	Middle Schools with Students Like Ours
Algebra 1/Math for the Technologies 2	100.0	96.8
English 1	100.0	92.9
Biology 1/Applied Biology 2	N/A	91.6
Physical Science	N/A	50.0
US History and the Constitution	N/A	N/A
All Subjects	100.0	96.0

SC PERFORMANCE VISION

By 2020 all students will graduate with the knowledge and skills necessary to compete successfully in the global economy, participate in a democratic society and contribute positively as members of families and communities.

Abbreviations Key

N/A Not Applicable N/AV Not Available N/C Not Collected N/R Not Reported I/S Insufficient Sample TBD To be determined
 NI Newly Identified CSI Continuing School Improvement CA Corrective Action RP Plan to Restructure R Restructure DELAY School Improvement Status HOLD School Improvement Status

PELION MIDDLE [Lexington 1]

SCHOOL PROFILE

	Our School	Change from Last Year	Middle Schools with Students Like Ours	Median Middle School
Students (n=626)				
Students enrolled in high school credit courses (grades 7 & 8)	9.0%	Down from 11.5%	29.2%	24.5%
Retention rate	1.8%	Up from 0.7%	0.7%	0.7%
Attendance rate	94.9%	Up from 94.5%	95.7%	95.9%
Served by gifted and talented program	11.6%	Up from 10.9%	16.7%	17.8%
With disabilities other than speech	9.3%	Down from 14.3%	10.1%	9.2%
Older than usual for grade	2.1%	Up from 1.3%	2.0%	1.5%
Out-of-school suspensions or expulsions for violent and/or criminal offenses	2.2%	Down from 2.5%	0.7%	0.4%
Annual dropout rate	0.0%	No Change	0.0%	0.0%
Teachers (n=46)				
Teachers with advanced degrees	54.3%	Up from 48.9%	58.6%	60.0%
Continuing contract teachers	84.8%	Up from 74.5%	86.7%	82.6%
Teachers returning from previous year	83.7%	Up from 82.2%	82.9%	85.6%
Teacher attendance rate	95.4%	Up from 94.1%	95.4%	95.3%
Average teacher salary*	\$45,140	Up 0.8%	\$45,222	\$46,300
Classes not taught by highly qualified teachers	2.2%	Up from 0.0%	1.6%	1.2%
Professional development days/teacher	23.3 days	Up from 15.5 days	9.9 days	9.9 days
School				
Principal's years at school	5.0	Up from 4.0	4.0	4.0
Student-teacher ratio in core subjects	24.1 to 1	Up from 23.2 to 1	21.1 to 1	21.5 to 1
Prime instructional time	88.7%	Up from 87.6%	90.4%	90.1%
Opportunities in the arts	Good	No Change	Good	Good
SACS accreditation	Yes	No Change	Yes	Yes
Parents attending conferences	96.0%	Up from 95.2%	96.4%	98.1%
Character development program	Excellent	No Change	Good	Good
Dollars spent per pupil**	\$8,324	Down 2.4%	\$7,484	\$7,634
Percent of expenditures for instruction**	60.2%	Down from 60.9%	62.4%	64.0%
Percent of expenditures for teacher salaries**	59.1%	Down from 59.8%	59.2%	61.2%
% of AYP objectives met	71.4%	Down from 89.5%	79.3%	80.5%

* Length of contract = 185+ days.

** Prior year audited financial data available.

EVALUATION RESULTS

	Teachers	Students*	Parents*
Number of surveys returned	37	173	108
Percent satisfied with learning environment	83.8%	72.8%	70.5%
Percent satisfied with social and physical environment	81.1%	79.1%	66.0%
Percent satisfied with school-home relations	64.9%	84.2%	65.4%

*Only students at the highest middle school grade level at this school and their parents were included.

REPORT OF PRINCIPAL AND SCHOOL IMPROVEMENT COUNCIL

Pelion Middle School has been preparing students to succeed in a global and competitive 21st century. Over the past year, PMS increased world language opportunities and improved academic and behavior interventions. As a result, student achievement increased. With continued support from all stakeholders, we are confident in our ability to reach our full potential.

Our motto over the past year was "Whatever it Takes." We expanded the Response to Intervention (RTI) program to help the PMS students (about 30 percent) who did not meet standard on state testing. This three-tiered RTI program matches intervention strategies to students' needs. Each day, during the Tier I interventions period, teachers re-taught concepts, provided enrichment and gave students time to redo work. PMS also piloted a literacy program focusing on literacy across subject areas. More teachers integrated technology into instruction and put that technology into the hands of students. In line with our vision, we continue to educate students for the 21st century.

We have high expectations for our students at PMS. We are a rural community, and some of our students have unique challenges. Using the Positive Behavior Support System, we praise students for practicing appropriate behavior or displaying random acts of kindness through positive referrals. We also regularly recognized students for honor roll and perfect attendance. To encourage the pursuit of individual interests, PMS offered an increased number of student clubs. Community service projects continued to be a focus with students and staff, raising more than \$10,000 for people in need.

We not only promote high expectations and lifelong learning for our students, but also for our faculty. Thirteen teachers are currently pursuing advanced degrees. We used professional development time to develop common assessments and encourage the use of data in designing instruction. Professional learning communities among teachers made this transition easier and emphasized student learning needs.

We know that parents and community are key stakeholders in the education of students. Through the PTO and the School Improvement Council, we encourage parent participation and involvement. We use our Open House, family nights and speakers to welcome the community into our school. Over the past year, PMS proudly received more than \$64,000 in grant money. A Lowe's Toolbox in Education grant provided funding for outdoor learning centers. Mid-Carolina Electric Cooperative awarded our school a Bright Ideas grant to purchase a computer for our Industrial Technology Education program. We also received a Litter Trashes Everyone grant from PalmettoPride for a cardboard recycling bin.

You are always welcome to visit PMS! To contact your child's teachers, call 803-821-2300 or visit the PMS website to get their email addresses.

We are in a great place and positioned for success!

Sandra Jowers, Principal
Randy Edwards, School Improvement Council Chair

Comprehensive detail, including definitions of ratings, performance criteria, and explanations of status, is available on www.ed.sc.gov and www.eoc.sc.gov as well as school and school district websites.

Printed versions are available from school districts upon request.

Abbreviations Key

N/A Not Applicable N/AV Not Available N/C Not Collected N/R Not Reported I/S Insufficient Sample TBD To be determined
NI Newly Identified CSI Continuing School Improvement CA Corrective Action RP Plan to Restructure R Restructure DELAY School Improvement Status HOLD School Improvement Status