



# SC Annual School Report Card Summary

**GILBERT MIDDLE**  
**Lexington 1**  
**Grades: 6-8** Enrollment: 731  
**Principal: Benjamin Ricard**  
**Superintendent: Dr. Karen C. Woodward**  
**Board Chair: Cynthia S. Smith**

## PERFORMANCE

Comprehensive detail, including definitions of ratings, performance criteria, and explanations of status, is available on [www.ed.sc.gov](http://www.ed.sc.gov) and [www.eoc.sc.gov](http://www.eoc.sc.gov) as well as school and school district websites. Printed versions are available from school districts upon request.

YEAR	ABSOLUTE RATING	GROWTH RATING	PALMETTO GOLD AND SILVER AWARD		AYP STATUS	NCLB IMPROVEMENT STATUS
			General Performance	Closing the Gap		
2011	Average	Average	TBD	TBD	Not Met	N/A
2010	Average	Good	Silver	N/A	Not Met	N/A
2009	Average	Average	N/A	N/A	Not Met	N/A

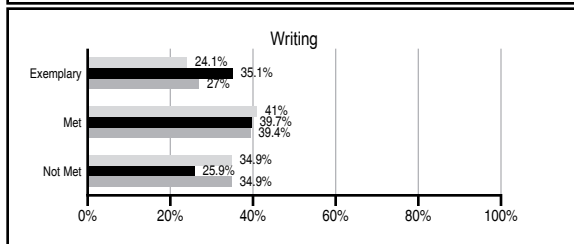
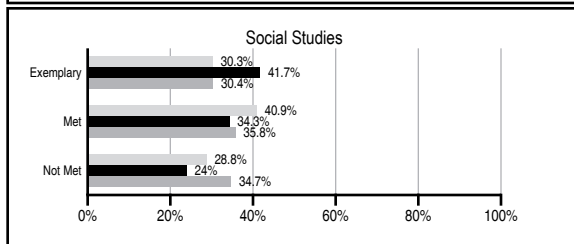
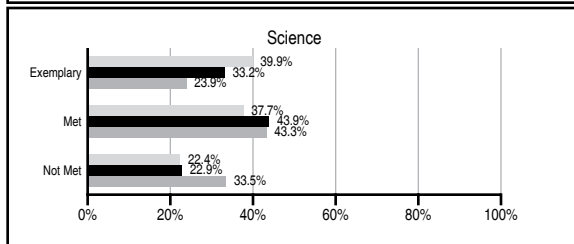
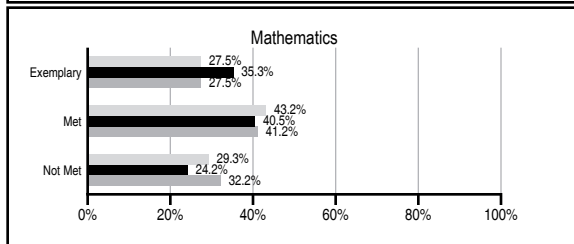
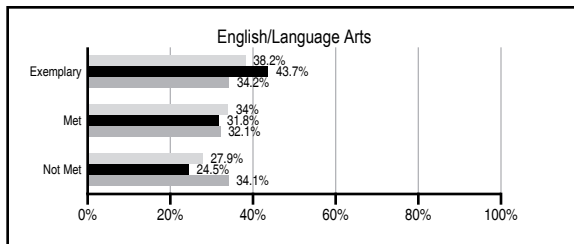
## ABSOLUTE RATINGS OF MIDDLE SCHOOLS WITH STUDENTS LIKE OURS\*

EXCELLENT	GOOD	AVERAGE	BELOW AVERAGE	AT-RISK
13	17	7	1	0

\* Ratings are calculated with data available by 11/09/2011. Schools with Students Like Ours are Middle Schools with Poverty Indices of no more than 5% above or below the index for this school.

## PASS PERFORMANCE

Our School
  Middle Schools with Students Like Ours
  Middle schools statewide



## NAEP PERFORMANCE\*

\* Performance reported for SC and nation, data not available at school level. Percentages at NAEP Achievement Levels.



## END OF COURSE TESTS - 2011

% of students scoring 70 or above on:	Our Middle School	Middle Schools with Students Like Ours
Algebra 1/Math for the Technologies 2	98.8	97.1
English 1	96.4	96.4
Biology 1/Applied Biology 2	N/A	94.8
Physical Science	N/A	26.4
US History and the Constitution	N/A	100
All Subjects	97.8	96.3

## SC PERFORMANCE VISION

*By 2020 all students will graduate with the knowledge and skills necessary to compete successfully in the global economy, participate in a democratic society and contribute positively as members of families and communities.*

### Abbreviations Key

N/A Not Applicable N/AV Not Available N/C Not Collected N/R Not Reported I/S Insufficient Sample TBD To be determined  
 NI Newly Identified CSI Continuing School Improvement CA Corrective Action RP Plan to Restructure R Restructure DELAY School Improvement Status HOLD School Improvement Status

# GILBERT MIDDLE [Lexington 1]

## SCHOOL PROFILE

	Our School	Change from Last Year	Middle Schools with Students Like Ours	Median Middle School
<b>Students (n=731)</b>				
Students enrolled in high school credit courses (grades 7 & 8)	51.9%	Up from 15.8%	34.2%	24.5%
Retention rate	0.0%	Down from 0.3%	0.4%	0.7%
Attendance rate	95.5%	No Change	96.2%	95.9%
Served by gifted and talented program	18.7%	Up from 16.1%	24.7%	17.8%
With disabilities other than speech	8.0%	Down from 14.5%	8.3%	9.2%
Older than usual for grade	0.6%	Down from 1.0%	0.9%	1.5%
Out-of-school suspensions or expulsions for violent and/or criminal offenses	0.4%	Up from 0.0%	0.4%	0.4%
Annual dropout rate	0.0%	No Change	0.0%	0.0%
<b>Teachers (n=50)</b>				
Teachers with advanced degrees	66.0%	Up from 61.1%	61.1%	60.0%
Continuing contract teachers	82.0%	Down from 83.3%	84.3%	82.6%
Teachers returning from previous year	91.8%	Down from 92.5%	89.0%	85.6%
Teacher attendance rate	94.9%	Up from 94.2%	95.1%	95.3%
Average teacher salary*	\$48,517	Down 0.7%	\$47,081	\$46,300
Classes not taught by highly qualified teachers	1.8%	Down from 3.4%	1.0%	1.2%
Professional development days/teacher	9.9 days	Up from 8.4 days	10.0 days	9.9 days
<b>School</b>				
Principal's years at school	5.0	Up from 4.0	5.0	4.0
Student-teacher ratio in core subjects	23.7 to 1	Up from 19.1 to 1	23.4 to 1	21.5 to 1
Prime instructional time	89.2%	Up from 88.0%	90.4%	90.1%
Opportunities in the arts	Excellent	No Change	Excellent	Good
SACS accreditation	Yes	No Change	Yes	Yes
Parents attending conferences	98.0%	Down from 100.0%	98.8%	98.1%
Character development program	Excellent	No Change	Excellent	Good
Dollars spent per pupil**	\$8,098	Down 2.7%	\$6,969	\$7,634
Percent of expenditures for instruction**	65.0%	Down from 65.6%	65.3%	64.0%
Percent of expenditures for teacher salaries**	64.0%	Down from 64.3%	63.8%	61.2%
% of AYP objectives met	76.0%	Down from 89.5%	84.1%	80.5%

\* Length of contract = 185+ days.

\*\* Prior year audited financial data available.

## EVALUATION RESULTS

	Teachers	Students*	Parents*
Number of surveys returned	39	236	115
Percent satisfied with learning environment	94.7%	85.2%	82.1%
Percent satisfied with social and physical environment	97.4%	88.0%	83.3%
Percent satisfied with school-home relations	89.7%	86.8%	80.5%

\*Only students at the highest middle school grade level at this school and their parents were included.

## REPORT OF PRINCIPAL AND SCHOOL IMPROVEMENT COUNCIL

During the 2010-2011 school year, Gilbert Middle School received the State Department of Education's Palmetto Silver Award for academic achievement. This award acknowledges the hard work of our students and faculty.

We continue our efforts to improve the academic performance of our students. We strive to develop students with the 21st century skills needed to be productive citizens in our rapidly changing global society.

Our test and performance data indicate challenges in reading performance. Our goals for overcoming these challenges include the continuous improvement of student reading, comprehension and writing skills by providing challenging curricula to prepare students for rigorous high school work. Our teachers will work collaboratively to plan lessons and to continue to develop and implement the use of common assessments.

The preparation of our students to be independent, respectful and contributing citizens is a priority. During this school year, our students raised funds and other resources in support of several community service projects including Blue Star Mothers, Relay For Life, Lexington Interfaith Community Services and the Japanese relief effort. We were proud to be named the "Most Spirited" team for the second consecutive year at the annual Relay For Life event.

Students at GMS continue to excel in the areas of athletics and arts. Our athletic teams finished with outstanding season records while our band, orchestra and chorus received numerous honors at state and regional festivals. We are proud of the hard work of our teachers and coaches as they work to develop students who are accomplished not only academically but also in arts and athletics.

We would like to thank our community for its involvement in our school. We would also like to thank our Parent Teacher Organization and School Improvement Council for their support of the educational program here at Gilbert Middle.

Benji Ricard, Principal  
Karen Gabert, School Improvement Council Chair

Comprehensive detail, including definitions of ratings, performance criteria, and explanations of status, is available on [www.ed.sc.gov](http://www.ed.sc.gov) and [www.eoc.sc.gov](http://www.eoc.sc.gov) as well as school and school district websites.

Printed versions are available from school districts upon request.

### Abbreviations Key

N/A Not Applicable N/AV Not Available N/C Not Collected N/R Not Reported I/S Insufficient Sample TBD To be determined  
NI Newly Identified CSI Continuing School Improvement CA Corrective Action RP Plan to Restructure R Restructure DELAY School Improvement Status HOLD School Improvement Status