



SC Annual School Report Card Summary

WHITE KNOLL MIDDLE
Lexington 1
Grades: 6-8 Enrollment: 790
Principal: Dr. Nancy L. Turner
Superintendent: Dr. Karen C. Woodward
Board Chair: Cynthia S. Smith

PERFORMANCE

Comprehensive detail, including definitions of ratings, performance criteria, and explanations of status, is available on www.ed.sc.gov and www.eoc.sc.gov as well as school and school district websites. Printed versions are available from school districts upon request.

YEAR	ABSOLUTE RATING	GROWTH RATING	PALMETTO GOLD AND SILVER AWARD		AYP STATUS	NCLB IMPROVEMENT STATUS
			General Performance	Closing the Gap		
2011	Good	Excellent	TBD	TBD	Not Met	N/A
2010	Good	Excellent	Gold	Silver	Not Met	N/A
2009	Average	Average	N/A	N/A	Not Met	N/A

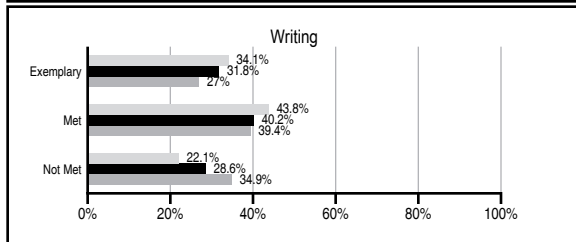
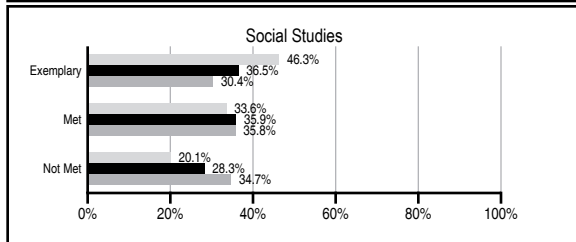
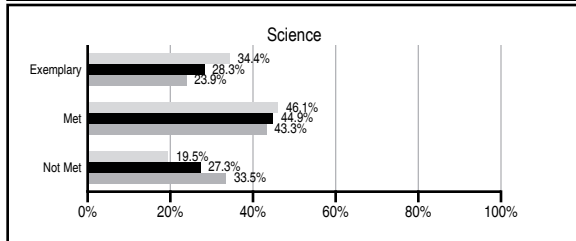
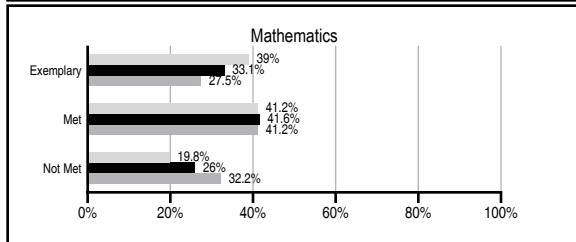
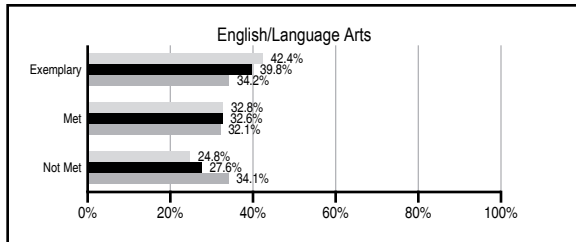
ABSOLUTE RATINGS OF MIDDLE SCHOOLS WITH STUDENTS LIKE OURS*

EXCELLENT	GOOD	AVERAGE	BELOW AVERAGE	AT-RISK
6	22	20	0	1

* Ratings are calculated with data available by 11/09/2011. Schools with Students Like Ours are Middle Schools with Poverty Indices of no more than 5% above or below the index for this school.

PASS PERFORMANCE

Our School Middle Schools with Students Like Ours Middle schools statewide



NAEP PERFORMANCE*

* Performance reported for SC and nation, data not available at school level. Percentages at NAEP Achievement Levels.



END OF COURSE TESTS - 2011

% of students scoring 70 or above on:	Our Middle School	Middle Schools with Students Like Ours
Algebra 1/Math for the Technologies 2	100.0	98.0
English 1	100.0	93.3
Biology 1/Applied Biology 2	N/A	N/A
Physical Science	N/A	18.3
US History and the Constitution	N/A	N/A
All Subjects	100.0	95.9

SC PERFORMANCE VISION

By 2020 all students will graduate with the knowledge and skills necessary to compete successfully in the global economy, participate in a democratic society and contribute positively as members of families and communities.

Abbreviations Key

N/A Not Applicable N/AV Not Available N/C Not Collected N/R Not Reported I/S Insufficient Sample TBD To be determined
 NI Newly Identified CSI Continuing School Improvement CA Corrective Action RP Plan to Restructure R Restructure DELAY School Improvement Status HOLD School Improvement Status

WHITE KNOLL MIDDLE [Lexington 1]

SCHOOL PROFILE

	Our School	Change from Last Year	Middle Schools with Students Like Ours	Median Middle School
Students (n=790)				
Students enrolled in high school credit courses (grades 7 & 8)	15.6%	Down from 19.0%	31.2%	24.5%
Retention rate	2.6%	Up from 0.9%	0.7%	0.7%
Attendance rate	95.2%	Down from 95.5%	96.1%	95.9%
Served by gifted and talented program	20.3%	Up from 19.9%	21.6%	17.8%
With disabilities other than speech	8.8%	Down from 12.3%	8.8%	9.2%
Older than usual for grade	1.2%	No Change	0.9%	1.5%
Out-of-school suspensions or expulsions for violent and/or criminal offenses	0.0%	No Change	0.4%	0.4%
Annual dropout rate	0.0%	No Change	0.0%	0.0%
Teachers (n=55)				
Teachers with advanced degrees	61.8%	Up from 59.0%	60.0%	60.0%
Continuing contract teachers	98.2%	Up from 88.5%	83.7%	82.6%
Teachers returning from previous year	85.4%	Up from 75.6%	85.9%	85.6%
Teacher attendance rate	96.3%	Up from 94.5%	95.5%	95.3%
Average teacher salary*	\$47,370	Down 0.7%	\$46,505	\$46,300
Classes not taught by highly qualified teachers	0.0%	Down from 0.8%	0.0%	1.2%
Professional development days/teacher	6.4 days	Down from 9.2 days	10.0 days	9.9 days
School				
Principal's years at school	17.0	Up from 16.0	4.0	4.0
Student-teacher ratio in core subjects	21.1 to 1	Down from 21.9 to 1	23.4 to 1	21.5 to 1
Prime instructional time	90.5%	Up from 89.2%	90.5%	90.1%
Opportunities in the arts	Good	No Change	Good	Good
SACS accreditation	Yes	No Change	Yes	Yes
Parents attending conferences	94.3%	Up from 92.0%	99.6%	98.1%
Character development program	Good	No Change	Excellent	Good
Dollars spent per pupil**	\$8,015	Down 4.8%	\$7,213	\$7,634
Percent of expenditures for instruction**	63.4%	Up from 63.2%	64.5%	64.0%
Percent of expenditures for teacher salaries**	62.1%	Up from 61.9%	61.6%	61.2%
% of AYP objectives met	81.0%	Down from 92.0%	81.0%	80.5%

* Length of contract = 185+ days.

** Prior year audited financial data available.

EVALUATION RESULTS

	Teachers	Students*	Parents*
Number of surveys returned	63	227	134
Percent satisfied with learning environment	83.9%	73.4%	87.7%
Percent satisfied with social and physical environment	100.0%	78.9%	78.6%
Percent satisfied with school-home relations	75.0%	84.8%	78.1%

*Only students at the highest middle school grade level at this school and their parents were included.

REPORT OF PRINCIPAL AND SCHOOL IMPROVEMENT COUNCIL

2010-2011 was another memorable school year at White Knoll Middle School. We continue to feel the effects of a struggling economy. Despite the challenges of cutbacks in staff and reduced funding, however, we see progress and remain optimistic as we do whatever it takes to produce 21st century learners.

We are proud of our accomplishments. WKMS received a Palmetto Gold Award for academic achievement and a Palmetto Silver Award for Closing the Achievement Gap on the Palmetto Assessment of State Standards. Our Measure of Academic Progress results show that more than 53 percent of our students (a benchmark established by our district) met and exceeded their growth targets in all areas at all grade levels. Nineteen of our eighth-graders earned Junior Scholar status, and two of our seventh-graders became Duke Talent Identification Program Scholars.

At our annual Honor Hawk Program, we honored two students for making the A Honor Roll throughout their years at WKMS, four for making the A Honor Roll for two consecutive years, and 13 for earning all As this year. Almost 20 percent of our students achieved A/B Honor Roll all year long!

Teachers developed and implemented common core assessments in all core classes at all grade levels this year. Our science scores on district tests were consistently among the highest in the district in all three grades. On the End-of-Course Algebra I Honors test, 35 percent of our students scored 100 percent and 73 percent made an A! One hundred percent of eighth-graders taking the English I Honors and Algebra I Honors end-of-course test passed.

Our performing arts program continues to thrive. The band won an overall rating of "excellent" at the SCBDA concert festival. Our combined chorus received "superior" and "excellent" ratings at the Fiesta-Val Williamsburg Music Showcase. Our orchestra and dance performances were outstanding and well attended. The drama productions in the fall and spring received "critical acclaim" from the audiences as well.

Our Robotics Team placed first in all five categories at regional competition. At their state conference, the S.C. Association of School Librarians awarded an Honorable Mention to a group of students from our media center for their banner, "The Hunger Game." Our Response to Intervention (RTI) program is running smoothly, providing multiple sources of support for students. Our advisory program is still going strong, providing an adult advisor/friend for every student.

More than a third of our teachers have earned National Board Certification. This year our executive secretary became the S.C. Office Professional of the Year.

WKMS represents our community at-large with its big heart. We give generously to the Lexington Interfaith Community Services, Relay For Life (American Cancer Society) and United Way. This year we ranked fourth in the state in fundraising for Pasta for Pennies (American Leukemia Society). Our Special Services staff provided food for the Ronald McDonald House the first Tuesday of each month. Teachers are planning fundraising strategies for a new project to support women's health next year!

The PTA worked the canteen for football and basketball games, and used the proceeds for staff appreciation and unexpected treats for students. Our School Improvement Council was a source of counsel and support. We hope to increase participation next year by adding ninth-grade student representatives to help us help students prepare and bridge the transition to high school. Dr. Nancy L. Turner, Principal, and Edna Moore, School Improvement Council Chair

Comprehensive detail, including definitions of ratings, performance criteria, and explanations of status, is available on www.ed.sc.gov and www.eoc.sc.gov as well as school and school district websites.

Printed versions are available from school districts upon request.

Abbreviations Key

N/A Not Applicable N/AV Not Available N/C Not Collected N/R Not Reported I/S Insufficient Sample TBD To be determined
 NI Newly Identified CSI Continuing School Improvement CA Corrective Action RP Plan to Restructure R Restructure DELAY School Improvement Status HOLD School Improvement Status