



SC Annual School Report Card Summary

LEXINGTON MIDDLE
 Lexington 1
 Grades: 6-8 Enrollment: 1,416
 Principal: Laura S. McMahan
 Superintendent: Dr. Karen C. Woodward
 Board Chair: Cynthia S. Smith

PERFORMANCE

Comprehensive detail, including definitions of ratings, performance criteria, and explanations of status, is available on www.ed.sc.gov and www.eoc.sc.gov as well as school and school district websites. Printed versions are available from school districts upon request.

YEAR	ABSOLUTE RATING	GROWTH RATING	PALMETTO GOLD AND SILVER AWARD		AYP STATUS	NCLB IMPROVEMENT STATUS
			General Performance	Closing the Gap		
2011	Excellent	Excellent	TBD	TBD	Not Met	N/A
2010	Excellent	Excellent	Gold	Silver	Met	N/A
2009	Excellent	Good	Gold	N/A	Met	N/A

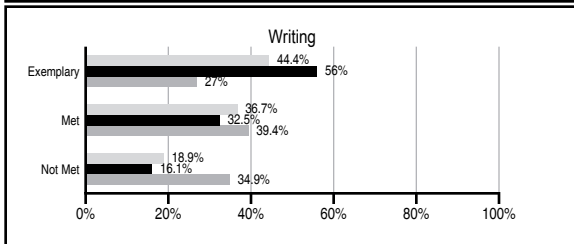
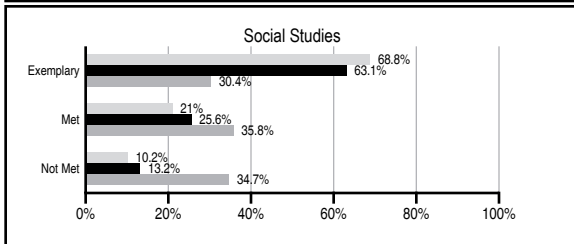
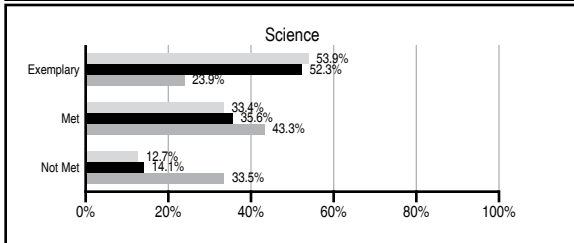
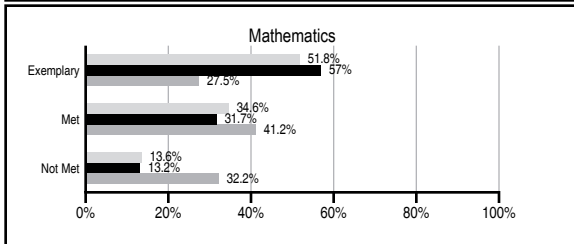
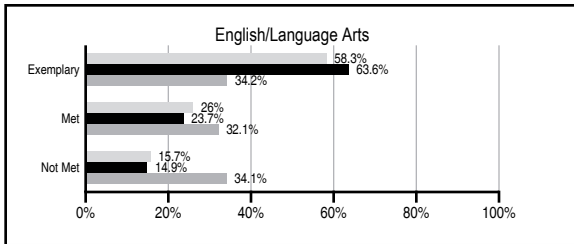
ABSOLUTE RATINGS OF MIDDLE SCHOOLS WITH STUDENTS LIKE OURS*

EXCELLENT	GOOD	AVERAGE	BELOW AVERAGE	AT-RISK
7	0	0	0	0

* Ratings are calculated with data available by 11/09/2011. Schools with Students Like Ours are Middle Schools with Poverty Indices of no more than 5% above or below the index for this school.

PASS PERFORMANCE

Our School Middle Schools with Students Like Ours Middle schools statewide



NAEP PERFORMANCE*

* Performance reported for SC and nation, data not available at school level. Percentages at NAEP Achievement Levels.



END OF COURSE TESTS - 2011

% of students scoring 70 or above on:	Our Middle School	Middle Schools with Students Like Ours
Algebra 1/Math for the Technologies 2	100.0	100.0
English 1	100.0	100.0
Biology 1/Applied Biology 2	N/A	N/A
Physical Science	N/A	N/A
US History and the Constitution	N/A	N/A
All Subjects	100.0	100.0

SC PERFORMANCE VISION

By 2020 all students will graduate with the knowledge and skills necessary to compete successfully in the global economy, participate in a democratic society and contribute positively as members of families and communities.

Abbreviations Key

N/A Not Applicable N/AV Not Available N/C Not Collected N/R Not Reported I/S Insufficient Sample TBD To be determined
 NI Newly Identified CSI Continuing School Improvement CA Corrective Action RP Plan to Restructure R Restructure DELAY School Improvement Status HOLD School Improvement Status

LEXINGTON MIDDLE [Lexington 1]

SCHOOL PROFILE

	Our School	Change from Last Year	Middle Schools with Students Like Ours	Median Middle School
Students (n=1,416)				
Students enrolled in high school credit courses (grades 7 & 8)	26.7%	Up from 23.1%	50.4%	24.5%
Retention rate	0.6%	Down from 1.2%	0.2%	0.7%
Attendance rate	96.6%	No Change	96.6%	95.9%
Served by gifted and talented program	34.7%	Up from 33.4%	37.7%	17.8%
With disabilities other than speech	5.4%	Down from 7.9%	5.4%	9.2%
Older than usual for grade	0.4%	Down from 1.0%	0.4%	1.5%
Out-of-school suspensions or expulsions for violent and/or criminal offenses	1.0%	Down from 1.1%	1.0%	0.4%
Annual dropout rate	0.0%	No Change	0.0%	0.0%
Teachers (n=86)				
Teachers with advanced degrees	67.4%	Up from 62.8%	62.7%	60.0%
Continuing contract teachers	87.2%	Up from 85.9%	87.2%	82.6%
Teachers returning from previous year	93.5%	Up from 90.1%	89.3%	85.6%
Teacher attendance rate	93.7%	Down from 95.2%	94.9%	95.3%
Average teacher salary*	\$50,472	Up 1.9%	\$48,681	\$46,300
Classes not taught by highly qualified teachers	0.0%	No Change	0.0%	1.2%
Professional development days/teacher	10.0 days	Down from 11.1 days	10.0 days	9.9 days
School				
Principal's years at school	7.0	Up from 5.0	6.0	4.0
Student-teacher ratio in core subjects	25.6 to 1	Up from 22.8 to 1	23.9 to 1	21.5 to 1
Prime instructional time	89.5%	Down from 91.1%	92.0%	90.1%
Opportunities in the arts	Excellent	No Change	Good	Good
SACS accreditation	Yes	No Change	Yes	Yes
Parents attending conferences	91.4%	Down from 92.2%	97.1%	98.1%
Character development program	Good	No Change	Good	Good
Dollars spent per pupil**	\$6,745	Down 3.2%	\$6,399	\$7,634
Percent of expenditures for instruction**	68.2%	Up from 66.4%	67.9%	64.0%
Percent of expenditures for teacher salaries**	67.0%	Up from 65.0%	66.3%	61.2%
% of AYP objectives met	87.9%	Down from 100.0%	93.9%	80.5%

* Length of contract = 185+ days.

** Prior year audited financial data available.

EVALUATION RESULTS

	Teachers	Students*	Parents*
Number of surveys returned	70	468	217
Percent satisfied with learning environment	71.0%	78.6%	87.7%
Percent satisfied with social and physical environment	87.0%	82.9%	80.4%
Percent satisfied with school-home relations	86.8%	88.9%	83.3%

*Only students at the highest middle school grade level at this school and their parents were included.

REPORT OF PRINCIPAL AND SCHOOL IMPROVEMENT COUNCIL

The 2010-2011 school year brought a renewed focus on recognizing that students at Lexington Middle School are individual learners and on responding to their needs appropriately. As the school now houses more than 1,400 students, faculty members worked with students to embrace their individuality, as they become capable, competent global citizens of the 21st century.

Building on the strategies that helped LMS meet Adequate Yearly Progress (AYP) again in 2009-2010, faculty members continued to refine our Response to Intervention program. We created a data room where teachers could track student progress throughout the year. After using data to identify areas of strength and weakness, teachers worked with students in individual, small-group and whole-class instruction to target identified skill gaps and to extend learning. The "Zone" continued to be a place where students could complete missing assignments with the help of teachers. We instituted a "Boot Camp" program during the intervention block and paired students in danger of failing with a caring teacher-mentor who worked with them individually.

In addition to meeting AYP, the S.C. Department of Education once again recognized LMS as a Palmetto Gold Award winner after we received "excellent" absolute and growth ratings on the 2010 school report card. Although we are proud of these collective accomplishments of students and faculty members on our campus, we are equally proud of the individual accomplishments of students. Twenty-six students were recognized as Duke Talent Identification Program state finalists, and 81 students were named S.C. Junior Scholars. Six band and eight orchestra students were selected for region and all-state performance groups. The LMS Band received a "superior" rating at Concert Festival. Choral students received 10 "superior" ratings at Solo and Ensemble Festival, and both the choral and orchestra groups were awarded "excellent" ratings at their respective state festivals. Fifty-three students participated in the Tri-District Arts Consortium summer program this year. The Mock Trial team advanced to state competition based on their performance at regional competition.

Beyond the classroom, LMS students continued to learn to be global citizens who respond to others' needs with passion and determination. Students and faculty members raised more than \$8,000 for Relay For Life, which benefits the American Cancer Society. Students also raised \$4,280 to assist with Japanese earthquake relief efforts. Student leaders also organized the collection of food, clothing, toys and school supplies for various local charities.

As the world around them continues to change, faculty members, students, and supportive parents and community members are committed to working together to anticipate the skills that 21st century graduates need and strive to prepare students to step into the next stage of learning with confidence.

Laura McMahan, Principal
Charles Moore, School Improvement Council Chair

Comprehensive detail, including definitions of ratings, performance criteria, and explanations of status, is available on www.ed.sc.gov and www.eoc.sc.gov as well as school and school district websites.

Printed versions are available from school districts upon request.

Abbreviations Key

N/A Not Applicable N/AV Not Available N/C Not Collected N/R Not Reported I/S Insufficient Sample TBD To be determined

NI Newly Identified CSI Continuing School Improvement CA Corrective Action RP Plan to Restructure R Restructure DELAY School Improvement Status HOLD School Improvement Status