



SC Annual School Report Card Summary

LEE CENTRAL MIDDLE
Lee
Grades: 6-8 Enrollment: 489
Principal: Deitra M. Johnson
Superintendent: Dr. Cleo Richardson
Board Chair: Sanya Moses

PERFORMANCE

Comprehensive detail, including definitions of ratings, performance criteria, and explanations of status, is available on www.ed.sc.gov and www.eoc.sc.gov as well as school and school district websites. Printed versions are available from school districts upon request.

YEAR	ABSOLUTE RATING	GROWTH RATING	PALMETTO GOLD AND SILVER AWARD		AYP STATUS	NCLB IMPROVEMENT STATUS
			General Performance	Closing the Gap		
2011	At-Risk	At-Risk	TBD	TBD	Not Met	N/A
2010	At-Risk	Below Average	N/A	N/A	Not Met	N/A
2009	N/A	N/A	N/A	N/A	N/A	N/A

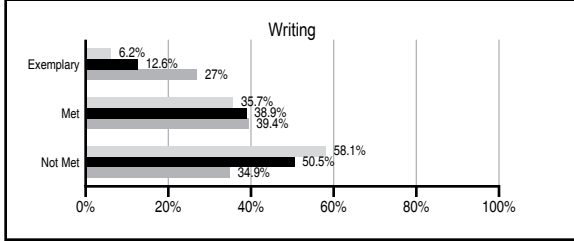
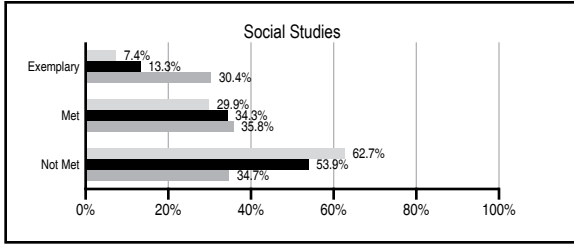
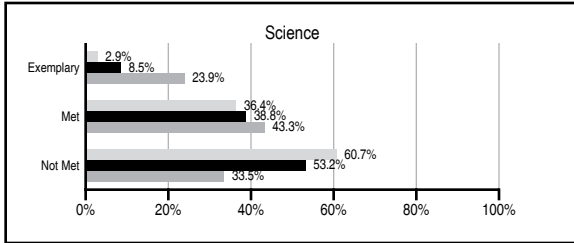
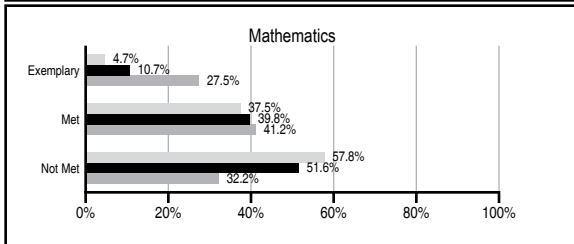
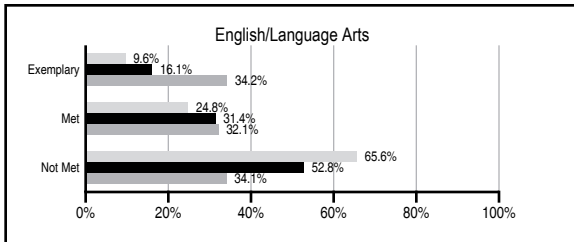
ABSOLUTE RATINGS OF MIDDLE SCHOOLS WITH STUDENTS LIKE OURS*

EXCELLENT	GOOD	AVERAGE	BELOW AVERAGE	AT-RISK
0	0	9	24	25

* Ratings are calculated with data available by 11/09/2011. Schools with Students Like Ours are Middle Schools with Poverty Indices of no more than 5% above or below the index for this school.


PASS PERFORMANCE

Our School Middle Schools with Students Like Ours Middle schools statewide



NAEP PERFORMANCE*

* Performance reported for SC and nation, data not available at school level. Percentages at NAEP Achievement Levels.



END OF COURSE TESTS - 2011

% of students scoring 70 or above on:	Our Middle School	Middle Schools with Students Like Ours
Algebra 1/Math for the Technologies 2	76.2	88.9
English 1	56.0	86.5
Biology 1/Applied Biology 2	N/A	22.7
Physical Science	N/A	16.8
US History and the Constitution	N/A	N/A
All Subjects	65.2	87.8

SC PERFORMANCE VISION

By 2020 all students will graduate with the knowledge and skills necessary to compete successfully in the global economy, participate in a democratic society and contribute positively as members of families and communities.

Abbreviations Key

N/A Not Applicable N/AV Not Available N/C Not Collected N/R Not Reported I/S Insufficient Sample TBD To be determined
 NI Newly Identified CSI Continuing School Improvement CA Corrective Action RP Plan to Restructure R Restructure DELAY School Improvement Status HOLD School Improvement Status

LEE CENTRAL MIDDLE [Lee]

SCHOOL PROFILE

	Our School	Change from Last Year	Middle Schools with Students Like Ours	Median Middle School
Students (n=489)				
Students enrolled in high school credit courses (grades 7 & 8)	8.9%	Down from 44.4%	13.1%	24.5%
Retention rate	0.7%	Up from 0.0%	1.0%	0.7%
Attendance rate	95.3%	Up from 94.8%	95.3%	95.9%
Served by gifted and talented program	0.0%	Down from 1.8%	5.4%	17.8%
With disabilities other than speech	9.7%	Down from 14.7%	11.2%	9.2%
Older than usual for grade	2.2%	Down from 4.1%	3.5%	1.5%
Out-of-school suspensions or expulsions for violent and/or criminal offenses	0.0%	Down from 1.3%	0.2%	0.4%
Annual dropout rate	0.0%	N/A	0.0%	0.0%
Teachers (n=30)				
Teachers with advanced degrees	53.3%	Down from 58.6%	60.0%	60.0%
Continuing contract teachers	40.0%	Down from 44.8%	68.6%	82.6%
Teachers returning from previous year	N/A	N/A	77.0%	85.6%
Teacher attendance rate	99.4%	Down from 99.7%	95.4%	95.3%
Average teacher salary*	\$38,610	Down 7.0%	\$44,040	\$46,300
Classes not taught by highly qualified teachers	7.3%	Down from 15.7%	6.2%	1.2%
Professional development days/teacher	5.6 days	Up from 5.4 days	10.2 days	9.9 days
School				
Principal's years at school	4.0	Up from 1.0	3.0	4.0
Student-teacher ratio in core subjects	25.4 to 1	Up from 22.8 to 1	18.0 to 1	21.5 to 1
Prime instructional time	94.4%	Up from 94.3%	89.1%	90.1%
Opportunities in the arts	Good	No Change	Good	Good
SACS accreditation	Yes	Up from No	Yes	Yes
Parents attending conferences	100.0%	Up from 88.4%	98.0%	98.1%
Character development program	Good	No Change	Good	Good
Dollars spent per pupil**	\$5,727	N/A	\$10,113	\$7,634
Percent of expenditures for instruction**	63.7%	N/A	59.9%	64.0%
Percent of expenditures for teacher salaries**	53.9%	N/A	55.8%	61.2%
% of AYP objectives met	76.5%	Up from 52.9%	69.9%	80.5%

* Length of contract = 185+ days.

** Prior year audited financial data available.

EVALUATION RESULTS

	Teachers	Students*	Parents*
Number of surveys returned	26	121	27
Percent satisfied with learning environment	68.0%	62.8%	81.5%
Percent satisfied with social and physical environment	96.2%	66.9%	84.0%
Percent satisfied with school-home relations	50.0%	81.0%	80.0%

*Only students at the highest middle school grade level at this school and their parents were included.

REPORT OF PRINCIPAL AND SCHOOL IMPROVEMENT COUNCIL

Lee Central Middle School (LCMS), a public, rural middle school located in Lee County opened in August 2009. In addition to new students to the district, the rising sixth graders came from three different schools—Dennis Intermediate School, West Lee Elementary School, and Lower Lee Elementary School. The 2010-2011 school year was definitely a year of building a stronger academic foundation for students, staff and the community. The staff went through several changes during the past academic year. The 2010-2011 school year leadership team focused on academic rigor, data analysis, and community relationships. LCMS chose to become a Palmetto Priority School in order to secure additional funds used to improve our instructional program.

The LCMS faculty and staff worked diligently with the SC Department of Education's Liaison to develop and implement goals and a plan of action that focused directly on student achievement. The implementation of these goals held teachers accountable for the planning and execution of instruction in the classroom. The implementation and monitoring of these goals ensured that best practices were employed to deliver standards-driven content, with curriculum pacing closely adhering to the district's instructional timeline.

LCMS implemented instructional programs that will ultimately improve student academic success. Strategies included visibility of the administrative team with feedback for teachers, Making Middle Grades Work, continuing the ETHOS program in the sixth grade, administering MAP and benchmarks to provide data that will drive instruction, continuing with PBIS and the ResComm Healthy School Climate System, as well as providing quality professional development for staff members. Staff development targeted areas such as the use of data in the classrooms, using technology as an instructional tool, PPS Literacy SC, Power of Teaching, the improvement and enhancement of instructional strategies, and providing a healthy school climate.

The school implemented the Children's Defense Fund Freedom School After-School Program which will continue into the summer. The staff participated in The Center for Data-Driven Reform in Education's Raising the Bar to help design and create a data room to mark student progress.

The School Improvement Council (SIC) worked diligently to improve parent involvement. The Healthy Achieving Teens Project promoted health programs at LCMS to improve the overall health and academic achievement of the students.

Our new school had much to be proud of as we worked toward a common goal reflected in our vision statement, "Lee Central Middle School links learning to life by being prepared, orderly, willing, encouraging, and respectful."

Deitra M. Johnson, Principal
Jerome McCray, SIC Chairperson

Comprehensive detail, including definitions of ratings, performance criteria, and explanations of status, is available on www.ed.sc.gov and www.eoc.sc.gov as well as school and school district websites.

Printed versions are available from school districts upon request.

Abbreviations Key

N/A Not Applicable N/AV Not Available N/C Not Collected N/R Not Reported I/S Insufficient Sample TBD To be determined
NI Newly Identified CSI Continuing School Improvement CA Corrective Action RP Plan to Restructure R Restructure DELAY School Improvement Status HOLD School Improvement Status