



SC Annual School Report Card Summary

BELL STREET MIDDLE
Laurens 56
Grades: 6-8 Enrollment: 685
Principal: Josie Kate F. Haupfear
Superintendent: David C. O'Shields
Board Chair: Jim Barton

PERFORMANCE

Comprehensive detail, including definitions of ratings, performance criteria, and explanations of status, is available on www.ed.sc.gov and www.eoc.sc.gov as well as school and school district websites. Printed versions are available from school districts upon request.

YEAR	ABSOLUTE RATING	GROWTH RATING	PALMETTO GOLD AND SILVER AWARD		AYP STATUS	NCLB IMPROVEMENT STATUS
			General Performance	Closing the Gap		
2011	Average	Average	TBD	TBD	Not Met	N/A
2010	Average	Average	N/A	N/A	Not Met	N/A
2009	Average	Average	N/A	N/A	Not Met	N/A

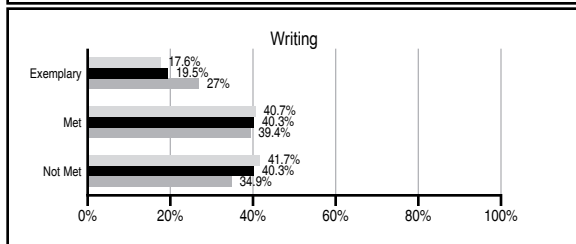
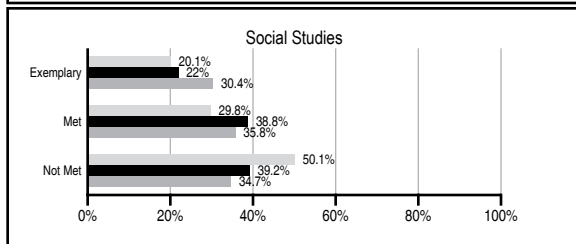
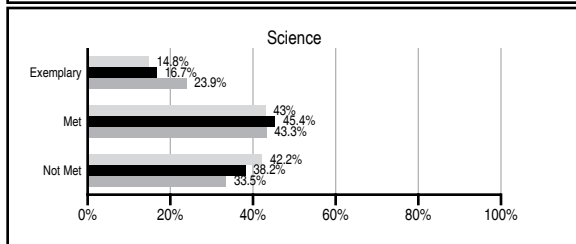
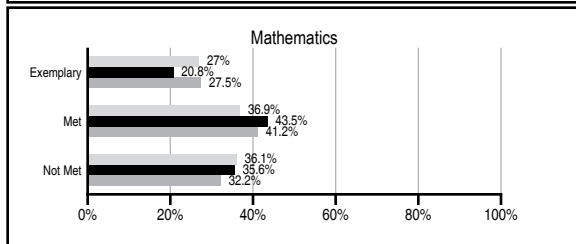
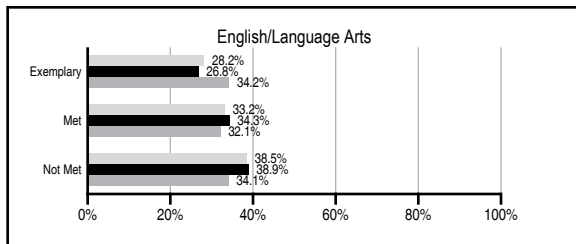
ABSOLUTE RATINGS OF MIDDLE SCHOOLS WITH STUDENTS LIKE OURS*

EXCELLENT	GOOD	AVERAGE	BELOW AVERAGE	AT-RISK
0	1	38	9	2

* Ratings are calculated with data available by 11/09/2011. Schools with Students Like Ours are Middle Schools with Poverty Indices of no more than 5% above or below the index for this school.

PASS PERFORMANCE

Our School
 Middle Schools with Students Like Ours
 Middle schools statewide



NAEP PERFORMANCE*

* Performance reported for SC and nation, data not available at school level. Percentages at NAEP Achievement Levels.



END OF COURSE TESTS - 2011

% of students scoring 70 or above on:	Our Middle School	Middle Schools with Students Like Ours
Algebra 1/Math for the Technologies 2	96.6	96.5
English 1	0.0	91.7
Biology 1/Applied Biology 2	N/A	98.2
Physical Science	50.0	57.8
US History and the Constitution	N/A	N/A
All Subjects	93.5	95.0

SC PERFORMANCE VISION

By 2020 all students will graduate with the knowledge and skills necessary to compete successfully in the global economy, participate in a democratic society and contribute positively as members of families and communities.

Abbreviations Key

N/A Not Applicable N/AV Not Available N/C Not Collected N/R Not Reported I/S Insufficient Sample TBD To be determined
 NI Newly Identified CSI Continuing School Improvement CA Corrective Action RP Plan to Restructure R Restructure DELAY School Improvement Status HOLD School Improvement Status

BELL STREET MIDDLE [Laurens 56]

SCHOOL PROFILE

	Our School	Change from Last Year	Middle Schools with Students Like Ours	Median Middle School
Students (n=685)				
Students enrolled in high school credit courses (grades 7 & 8)	49.2%	Down from 56.8%	26.6%	24.5%
Retention rate	0.0%	Down from 0.6%	0.7%	0.7%
Attendance rate	95.4%	Down from 98.4%	95.8%	95.9%
Served by gifted and talented program	15.5%	Up from 14.8%	13.9%	17.8%
With disabilities other than speech	10.2%	Down from 14.9%	10.1%	9.2%
Older than usual for grade	1.0%	Down from 1.7%	2.1%	1.5%
Out-of-school suspensions or expulsions for violent and/or criminal offenses	4.5%	Up from 0.0%	0.6%	0.4%
Annual dropout rate	0.0%	No Change	0.0%	0.0%
Teachers (n=44)				
Teachers with advanced degrees	61.4%	Up from 57.4%	57.2%	60.0%
Continuing contract teachers	95.5%	Up from 91.5%	85.3%	82.6%
Teachers returning from previous year	81.4%	Down from 84.5%	83.4%	85.6%
Teacher attendance rate	94.2%	Down from 95.9%	95.4%	95.3%
Average teacher salary*	\$45,171	Down 1.3%	\$45,222	\$46,300
Classes not taught by highly qualified teachers	1.4%	Up from 0.0%	2.2%	1.2%
Professional development days/teacher	9.6 days	Up from 7.3 days	10.8 days	9.9 days
School				
Principal's years at school	2.0	Up from 1.0	4.0	4.0
Student-teacher ratio in core subjects	17.9 to 1	Down from 18.8 to 1	20.9 to 1	21.5 to 1
Prime instructional time	88.2%	Down from 93.1%	90.7%	90.1%
Opportunities in the arts	Good	No Change	Good	Good
SACS accreditation	Yes	No Change	Yes	Yes
Parents attending conferences	99.9%	Up from 96.7%	96.6%	98.1%
Character development program	Average	Down from Good	Good	Good
Dollars spent per pupil**	\$8,713	Up 1.1%	\$7,551	\$7,634
Percent of expenditures for instruction**	64.4%	Up from 58.9%	61.6%	64.0%
Percent of expenditures for teacher salaries**	58.6%	Up from 52.3%	59.2%	61.2%
% of AYP objectives met	61.9%	Down from 90.5%	74.3%	80.5%

* Length of contract = 185+ days.

** Prior year audited financial data available.

EVALUATION RESULTS

	Teachers	Students*	Parents*
Number of surveys returned	49	184	81
Percent satisfied with learning environment	77.6%	71.7%	79.7%
Percent satisfied with social and physical environment	81.6%	75.0%	69.2%
Percent satisfied with school-home relations	61.2%	83.7%	75.9%

*Only students at the highest middle school grade level at this school and their parents were included.

REPORT OF PRINCIPAL AND SCHOOL IMPROVEMENT COUNCIL

Bell Street Middle School, which serves approximately 700 students, continues to provide an academic environment that maintains high expectations of learning. Our school continues its involvement with the SC Teacher Advancement Program, which requires teachers to meet weekly in cluster groups to develop learning strategies to improve student achievement. Bell Street Middle School provides ongoing support to teachers through the use of master and mentor teachers, and our School Leadership Team meets weekly to develop long and short-term goals.

Our instructional goals this year were to continue the implementation of small group instruction in math and ELA classes. Teachers in both of these content areas met weekly as departments to discuss curriculum and to make any necessary revisions to the district curriculum maps. Students continued to be assessed each grading period with a benchmark assessment. For the first time, teachers made data folders to track individual student progress on assessments.

Our students were recognized for various accomplishments throughout the year. Each nine weeks, we held a recognition ceremony to honor the academic accomplishments of students. Students who received Principal's Honor Roll were able to go out to lunch one day each nine weeks with the Principal. In addition, students had the opportunity to participate in a variety of academic and extracurricular clubs. For the 9th consecutive year, Bell Street Middle School's Science Olympiad team won the state championship and had the opportunity to travel to the national competition.

Bell Street Middle School is proud to provide a quality education for its students as we believe in maintaining high expectations for both students and staff. We are very proud of the accomplishments of our students and teachers as we achieve excellence, embrace change, and forge new traditions.

Josie Kate F. Hauptfear, Principal
Susan Tallman, SIC Chair

Comprehensive detail, including definitions of ratings, performance criteria, and explanations of status, is available on www.ed.sc.gov and www.eoc.sc.gov as well as school and school district websites.

Printed versions are available from school districts upon request.

Abbreviations Key

N/A Not Applicable N/AV Not Available N/C Not Collected N/R Not Reported I/S Insufficient Sample TBD To be determined
NI Newly Identified CSI Continuing School Improvement CA Corrective Action RP Plan to Restructure R Restructure DELAY School Improvement Status HOLD School Improvement Status