



# SC Annual School Report Card Summary

**HICKORY TAVERN MIDDLE**  
**Laurens 55**  
**Grades: 6-8** Enrollment: 289  
**Principal: Russell H. Scott**  
**Superintendent: Billy R. Strickland**  
**Board Chair: Rev. Charlie Short**

## PERFORMANCE

Comprehensive detail, including definitions of ratings, performance criteria, and explanations of status, is available on [www.ed.sc.gov](http://www.ed.sc.gov) and [www.eoc.sc.gov](http://www.eoc.sc.gov) as well as school and school district websites. Printed versions are available from school districts upon request.

YEAR	ABSOLUTE RATING	GROWTH RATING	PALMETTO GOLD AND SILVER AWARD		AYP STATUS	NCLB IMPROVEMENT STATUS
			General Performance	Closing the Gap		
2011	Average	Average	TBD	TBD	Not Met	N/A
2010	Average	Good	Silver	N/A	Met	N/A
2009	Average	Average	N/A	N/A	Not Met	N/A

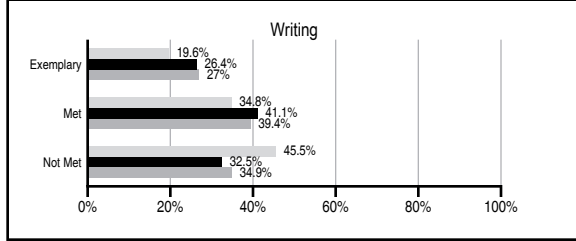
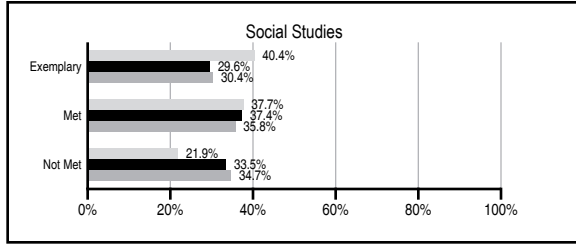
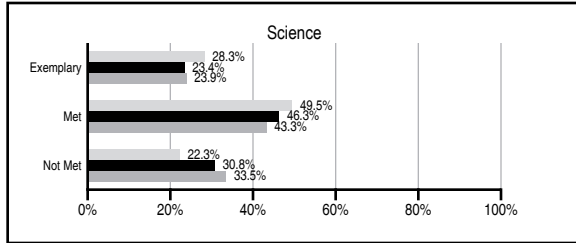
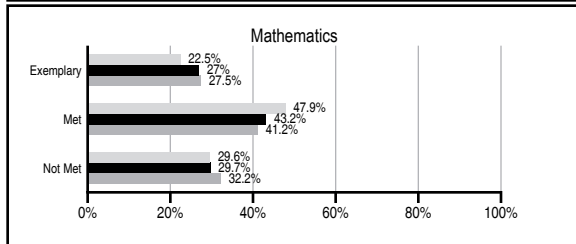
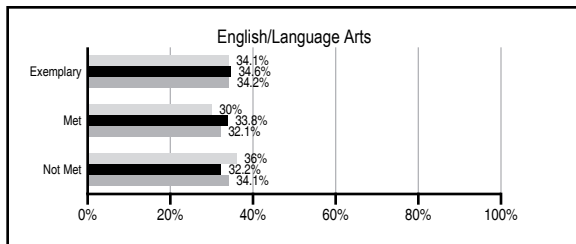
## ABSOLUTE RATINGS OF MIDDLE SCHOOLS WITH STUDENTS LIKE OURS\*

EXCELLENT	GOOD	AVERAGE	BELOW AVERAGE	AT-RISK
4	11	42	4	0

\*Ratings are calculated with data available by 11/09/2011. Schools with Students Like Ours are Middle Schools with Poverty Indices of no more than 5% above or below the index for this school.


## PASS PERFORMANCE

Our School Middle Schools with Students Like Ours Middle schools statewide



## NAEP PERFORMANCE\*

\* Performance reported for SC and nation, data not available at school level. Percentages at NAEP Achievement Levels.



## END OF COURSE TESTS - 2011

% of students scoring 70 or above on:	Our Middle School	Middle Schools with Students Like Ours
Algebra 1/Math for the Technologies 2	100.0	96.7
English 1	100.0	96.6
Biology 1/Applied Biology 2	N/A	86.3
Physical Science	N/A	99.5
US History and the Constitution	N/A	N/A
All Subjects	100.0	96.5

## SC PERFORMANCE VISION

*By 2020 all students will graduate with the knowledge and skills necessary to compete successfully in the global economy, participate in a democratic society and contribute positively as members of families and communities.*

### Abbreviations Key

N/A Not Applicable N/AV Not Available N/C Not Collected N/R Not Reported I/S Insufficient Sample TBD To be determined  
 NI Newly Identified CSI Continuing School Improvement CA Corrective Action RP Plan to Restructure R Restructure DELAY School Improvement Status HOLD School Improvement Status

# HICKORY TAVERN MIDDLE [Laurens 55]

## SCHOOL PROFILE

	Our School	Change from Last Year	Middle Schools with Students Like Ours	Median Middle School
<b>Students (n=289)</b>				
Students enrolled in high school credit courses (grades 7 & 8)	51.3%	Up from 10.3%	25.5%	24.5%
Retention rate	1.1%	Down from 2.3%	1.0%	0.7%
Attendance rate	95.8%	Up from 95.4%	95.7%	95.9%
Served by gifted and talented program	21.4%	Up from 11.2%	18.7%	17.8%
With disabilities other than speech	9.5%	Down from 16.3%	10.1%	9.2%
Older than usual for grade	2.8%	Down from 5.5%	2.0%	1.5%
Out-of-school suspensions or expulsions for violent and/or criminal offenses	0.0%	Down from 0.7%	0.4%	0.4%
Annual dropout rate	0.0%	No Change	0.0%	0.0%
<b>Teachers (n=18)</b>				
Teachers with advanced degrees	72.2%	Up from 63.6%	60.5%	60.0%
Continuing contract teachers	72.2%	Up from 59.1%	89.5%	82.6%
Teachers returning from previous year	71.7%	Down from 77.9%	86.2%	85.6%
Teacher attendance rate	93.3%	Down from 96.3%	95.1%	95.3%
Average teacher salary*	\$45,694	Up 3.3%	\$46,149	\$46,300
Classes not taught by highly qualified teachers	0.0%	Down from 19.8%	0.0%	1.2%
Professional development days/teacher	7.7 days	Up from 6.9 days	9.4 days	9.9 days
<b>School</b>				
Principal's years at school	6.0	Up from 5.0	4.0	4.0
Student-teacher ratio in core subjects	21.5 to 1	Down from 24.0 to 1	21.6 to 1	21.5 to 1
Prime instructional time	88.5%	Down from 91.1%	89.6%	90.1%
Opportunities in the arts	Good	No Change	Good	Good
SACS accreditation	Yes	No Change	Yes	Yes
Parents attending conferences	96.7%	Down from 97.9%	97.6%	98.1%
Character development program	Excellent	No Change	Good	Good
Dollars spent per pupil**	\$6,049	Down 5.2%	\$7,484	\$7,634
Percent of expenditures for instruction**	72.7%	Up from 64.8%	64.0%	64.0%
Percent of expenditures for teacher salaries**	68.8%	Up from 59.4%	61.5%	61.2%
% of AYP objectives met	76.5%	Down from 100.0%	81.0%	80.5%

\* Length of contract = 185+ days.

\*\* Prior year audited financial data available.

## EVALUATION RESULTS

	Teachers	Students*	Parents*
Number of surveys returned	15	105	53
Percent satisfied with learning environment	100.0%	83.7%	84.9%
Percent satisfied with social and physical environment	100.0%	81.7%	86.8%
Percent satisfied with school-home relations	73.3%	86.5%	79.2%

\*Only students at the highest middle school grade level at this school and their parents were included.

## REPORT OF PRINCIPAL AND SCHOOL IMPROVEMENT COUNCIL

Hickory Tavern Middle School is a rural school rich in tradition that serves grades six through eight. The school is a strong element in the community and receives very good support. We promote an educational program that serves all students as individuals.

Hickory Tavern Middle School continues to work to improve our educational progress. The State Department of Education awarded Hickory Tavern Middle a Silver Award for improvements for 2010. We continue to improve our technology resources for teachers and students. We are a data driven school and use Measures of Academic Progress (MAP) three times each year to monitor progress and adjust instruction.

This year we met requirements established by the AdvancED Accreditation Commission and Board to be accredited by the Southern Association of Colleges and Schools Council on Accreditation and School Improvement. This process helped guide the alignment of our Strategic Plan and steers us as we strive for continuous improvement.

Hickory Tavern Middle School continues to boast a student body that is dedicated to helping the community and those less fortunate. We raised over \$4000 for Relay for Life and also provided Christmas gifts for ten families and Thanksgiving dinner for six families. Our students also collected canned food items for local food banks. We continue to provide service learning and other work related experiences through the Career Education class.

Hickory Tavern Middle School and the School Improvement Council/Schoolwide Planning Team work to establish and maintain partnerships between the school and community. Opportunities to involve the community include grade level open house nights, parent volunteer training, awards day programs, a yearly career fair, Veteran's Day program, and National Junior Honor Society program. The related arts program provides opportunities for students to enrich and expand their abilities in fine arts.

Hickory Tavern Middle School is committed to providing a quality education and nurturing environment for all students. We are committed to addressing our students' individual needs and to supporting their growth and development. Through our efforts we strive to provide a system of excellence and equity in educational practices for each learner.

Russell Scott, Principal  
Carolyn Koon, SIC Chairperson

Comprehensive detail, including definitions of ratings, performance criteria, and explanations of status, is available on [www.ed.sc.gov](http://www.ed.sc.gov) and [www.eoc.sc.gov](http://www.eoc.sc.gov) as well as school and school district websites.

Printed versions are available from school districts upon request.

### Abbreviations Key

N/A Not Applicable N/AV Not Available N/C Not Collected N/R Not Reported I/S Insufficient Sample TBD To be determined

NI Newly Identified CSI Continuing School Improvement CA Corrective Action RP Plan to Restructure R Restructure DELAY School Improvement Status HOLD School Improvement Status