



SC Annual School Report Card Summary

GRAY COURT-OWINGS MIDDLE
Laurens 55
Grades: 6-8 Enrollment: 237
Principal: Marilyn Ramsey
Superintendent: Billy R. Strickland
Board Chair: Rev. Charlie Short

PERFORMANCE

Comprehensive detail, including definitions of ratings, performance criteria, and explanations of status, is available on www.ed.sc.gov and www.eoc.sc.gov as well as school and school district websites. Printed versions are available from school districts upon request.

YEAR	ABSOLUTE RATING	GROWTH RATING	PALMETTO GOLD AND SILVER AWARD		AYP STATUS	NCLB IMPROVEMENT STATUS
			General Performance	Closing the Gap		
2011	Average	Average	TBD	TBD	Not Met	N/A
2010	Average	Average	N/A	N/A	Met	N/A
2009	Average	Average	N/A	N/A	Met	N/A

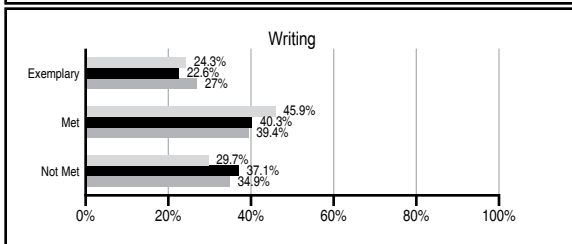
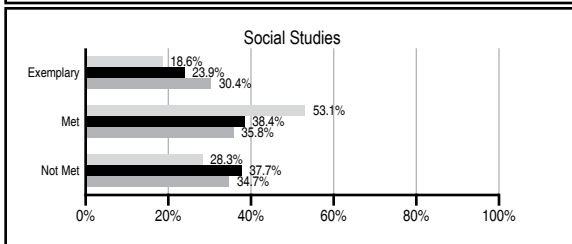
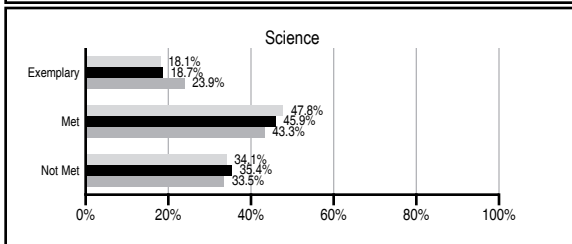
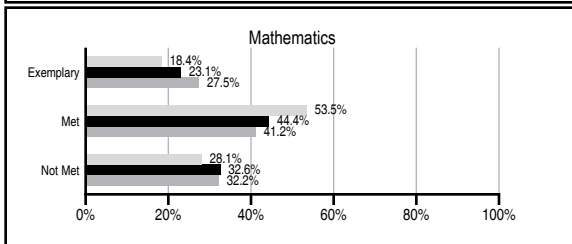
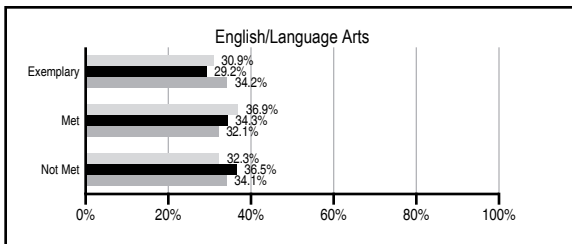
ABSOLUTE RATINGS OF MIDDLE SCHOOLS WITH STUDENTS LIKE OURS*

EXCELLENT	GOOD	AVERAGE	BELOW AVERAGE	AT-RISK
1	2	43	6	0

* Ratings are calculated with data available by 11/09/2011. Schools with Students Like Ours are Middle Schools with Poverty Indices of no more than 5% above or below the index for this school.

PASS PERFORMANCE

Our School Middle Schools with Students Like Ours Middle schools statewide



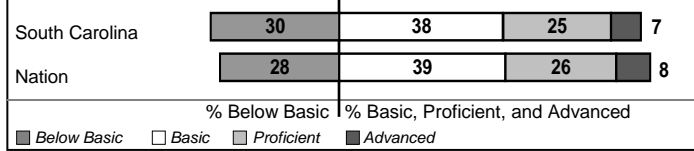
NAEP PERFORMANCE*

* Performance reported for SC and nation, data not available at school level. Percentages at NAEP Achievement Levels.

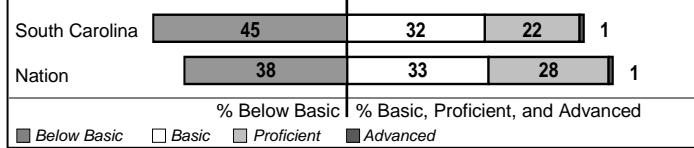
READING – GRADE 8 (2011)



MATH – GRADE 8 (2011)



SCIENCE – GRADE 8 (2009)



END OF COURSE TESTS - 2011

% of students scoring 70 or above on:	Our Middle School	Middle Schools with Students Like Ours
Algebra 1/Math for the Technologies 2	94.7	96.9
English 1	100.0	93.1
Biology 1/Applied Biology 2	N/A	91.6
Physical Science	N/A	75.0
US History and the Constitution	N/A	N/A
All Subjects	97.4	96.2

SC PERFORMANCE VISION

By 2020 all students will graduate with the knowledge and skills necessary to compete successfully in the global economy, participate in a democratic society and contribute positively as members of families and communities.

Abbreviations Key

N/A Not Applicable N/AV Not Available N/C Not Collected N/R Not Reported I/S Insufficient Sample TBD To be determined
 NI Newly Identified CSI Continuing School Improvement CA Corrective Action RP Plan to Restructure R Restructure DELAY School Improvement Status HOLD School Improvement Status

GRAY COURT-OWINGS MIDDLE [Laurens 55]

SCHOOL PROFILE

	Our School	Change from Last Year	Middle Schools with Students Like Ours	Median Middle School
Students (n=237)				
Students enrolled in high school credit courses (grades 7 & 8)	54.3%	Up from 48.7%	27.9%	24.5%
Retention rate	1.2%	Up from 0.4%	0.7%	0.7%
Attendance rate	95.9%	Up from 95.4%	95.7%	95.9%
Served by gifted and talented program	22.8%	Up from 9.8%	16.4%	17.8%
With disabilities other than speech	8.9%	Down from 15.0%	10.1%	9.2%
Older than usual for grade	6.6%	Up from 4.8%	1.9%	1.5%
Out-of-school suspensions or expulsions for violent and/or criminal offenses	0.0%	No Change	0.7%	0.4%
Annual dropout rate	0.0%	No Change	0.0%	0.0%
Teachers (n=15)				
Teachers with advanced degrees	46.7%	Up from 46.2%	56.4%	60.0%
Continuing contract teachers	100.0%	Up from 92.3%	86.9%	82.6%
Teachers returning from previous year	82.6%	Up from 67.8%	83.6%	85.6%
Teacher attendance rate	96.5%	Down from 97.4%	95.3%	95.3%
Average teacher salary*	\$43,872	Down 0.6%	\$45,209	\$46,300
Classes not taught by highly qualified teachers	1.4%	Down from 5.4%	1.5%	1.2%
Professional development days/teacher	9.9 days	Down from 12.0 days	9.8 days	9.9 days
School				
Principal's years at school	13.0	Up from 12.0	4.0	4.0
Student-teacher ratio in core subjects	24.0 to 1	Up from 22.4 to 1	21.1 to 1	21.5 to 1
Prime instructional time	91.9%	Down from 92.6%	90.1%	90.1%
Opportunities in the arts	Good	No Change	Good	Good
SACS accreditation	Yes	No Change	Yes	Yes
Parents attending conferences	100.0%	Up from 99.5%	96.3%	98.1%
Character development program	Excellent	No Change	Good	Good
Dollars spent per pupil**	\$8,388	Down 13.7%	\$7,486	\$7,634
Percent of expenditures for instruction**	49.0%	Up from 46.7%	62.0%	64.0%
Percent of expenditures for teacher salaries**	48.2%	Up from 45.6%	59.2%	61.2%
% of AYP objectives met	88.2%	Down from 100.0%	80.5%	80.5%

* Length of contract = 185+ days.

** Prior year audited financial data available.

REPORT OF PRINCIPAL AND SCHOOL IMPROVEMENT COUNCIL

At Gray Court-Owings Middle School our vision, "excellence and equity in educational practices for each learner," has been our driving force. During Academy Time each day, students were grouped for specialized attention to specific skills. Our Power Reading teacher worked with struggling readers individually and in small groups. Many eighth graders were eligible to receive high school credit for Honors English, Algebra, and Keyboarding. Enrichment was provided for gifted and talented students through the use of Teen Biz and Connected Mathematics. We made concentrated efforts to address the needs of each learner.

Character education was also stressed at Gray Court-Owings Middle. Citizenship was promoted, and good citizens were recognized by having their names placed on Dr. Owens's Wall of Fame. Opportunities were provided for students to participate in service learning projects (i.e., Relay for Life, United Way). The Green Crew encouraged students to reduce, recycle, and reuse; they collected paper, plastic bottles, and aluminum cans for recycling. Safety issues were identified and addressed by our Rapid Response Team. Library "Volunteers" worked numerous hours in the library, shelving books and assisting the media specialist. Hopefully, these experiences will help students be lifelong learners.

Parents were invited to participate in the education of their children. Volunteer training was provided to parents who could give of their time. Open House, parent conference day, School Improvement Council, and extracurricular events gave parents opportunities to actively participate. "Be There" was the theme of parental involvement.

With the continued support of our business partner, Vulcan Materials, and other community leaders, we have worked to provide a quality education for our students. We will strive for excellence daily!

Amy Adams, SIC Chairperson
Marilyn Ramsey, Principal

EVALUATION RESULTS

	Teachers	Students*	Parents*
Number of surveys returned	14	67	39
Percent satisfied with learning environment	100.0%	74.6%	81.6%
Percent satisfied with social and physical environment	100.0%	83.6%	75.7%
Percent satisfied with school-home relations	92.3%	82.1%	74.4%

*Only students at the highest middle school grade level at this school and their parents were included.

Comprehensive detail, including definitions of ratings, performance criteria, and explanations of status, is available on www.ed.sc.gov and www.eoc.sc.gov as well as school and school district websites.

Printed versions are available from school districts upon request.

Abbreviations Key

N/A Not Applicable N/AV Not Available N/C Not Collected N/R Not Reported I/S Insufficient Sample TBD To be determined
NI Newly Identified CSI Continuing School Improvement CA Corrective Action RP Plan to Restructure R Restructure DELAY School Improvement Status HOLD School Improvement Status