



# SC Annual School Report Card Summary

**LAURENS MIDDLE**  
**Laurens 55**  
**Grades: 6-8** Enrollment: 415  
**Principal: Rhett Harris**  
**Superintendent: Billy R. Strickland**  
**Board Chair: Rev. Charlie Short**

## PERFORMANCE

Comprehensive detail, including definitions of ratings, performance criteria, and explanations of status, is available on [www.ed.sc.gov](http://www.ed.sc.gov) and [www.eoc.sc.gov](http://www.eoc.sc.gov) as well as school and school district websites. Printed versions are available from school districts upon request.

YEAR	ABSOLUTE RATING	GROWTH RATING	PALMETTO GOLD AND SILVER AWARD		AYP STATUS	NCLB IMPROVEMENT STATUS
			General Performance	Closing the Gap		
2011	Average	Good	TBD	TBD	Not Met	N/A
2010	Average	Good	Silver	Silver	Not Met	N/A
2009	Average	Good	Silver	N/A	Not Met	N/A

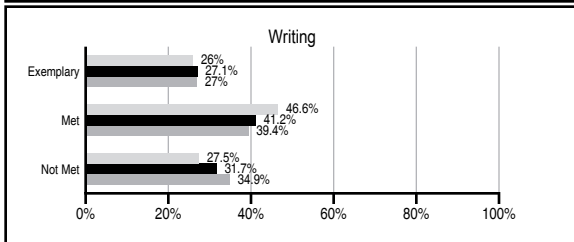
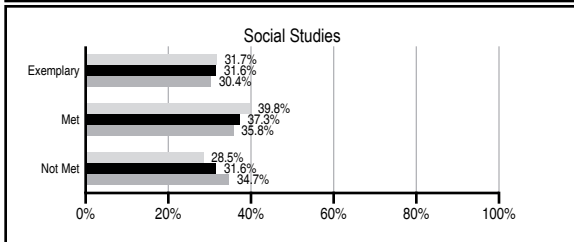
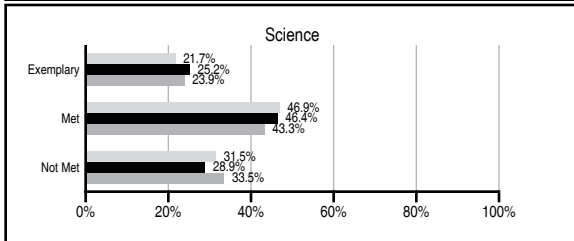
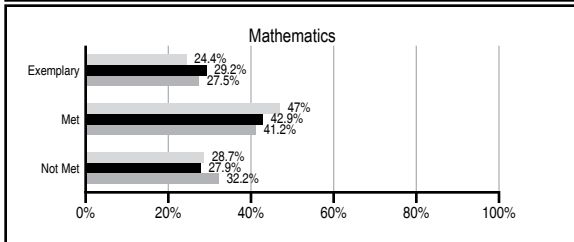
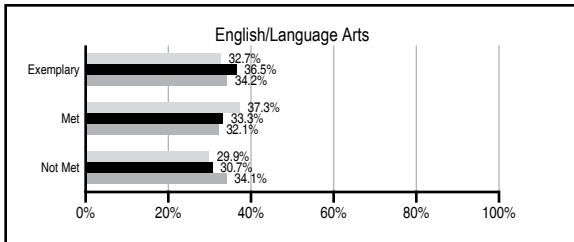
## ABSOLUTE RATINGS OF MIDDLE SCHOOLS WITH STUDENTS LIKE OURS\*

EXCELLENT	GOOD	AVERAGE	BELOW AVERAGE	AT-RISK
3	17	42	1	0

\*Ratings are calculated with data available by 11/09/2011. Schools with Students Like Ours are Middle Schools with Poverty Indices of no more than 5% above or below the index for this school.

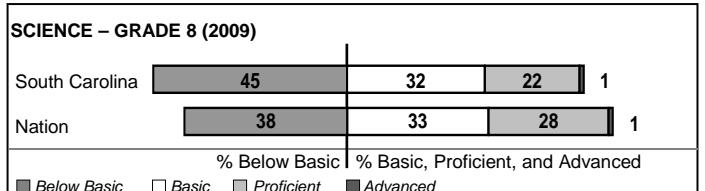
## PASS PERFORMANCE

Our School
  Middle Schools with Students Like Ours
  Middle schools statewide



## NAEP PERFORMANCE\*

\* Performance reported for SC and nation, data not available at school level. Percentages at NAEP Achievement Levels.



## END OF COURSE TESTS - 2011

% of students scoring 70 or above on:	Our Middle School	Middle Schools with Students Like Ours
Algebra 1/Math for the Technologies 2	100.0	97.5
English 1	91.4	96.4
Biology 1/Applied Biology 2	N/A	86.3
Physical Science	N/A	82.0
US History and the Constitution	N/A	N/A
All Subjects	96.0	97.2

## SC PERFORMANCE VISION

*By 2020 all students will graduate with the knowledge and skills necessary to compete successfully in the global economy, participate in a democratic society and contribute positively as members of families and communities.*

### Abbreviations Key

N/A Not Applicable N/AV Not Available N/C Not Collected N/R Not Reported I/S Insufficient Sample TBD To be determined  
 NI Newly Identified CSI Continuing School Improvement CA Corrective Action RP Plan to Restructure R Restructure DELAY School Improvement Status HOLD School Improvement Status

# LAURENS MIDDLE [Laurens 55]

## SCHOOL PROFILE

	Our School	Change from Last Year	Middle Schools with Students Like Ours	Median Middle School
<b>Students (n=415)</b>				
Students enrolled in high school credit courses (grades 7 & 8)	37.6%	Up from 32.7%	23.3%	24.5%
Retention rate	1.0%	Up from 0.5%	0.7%	0.7%
Attendance rate	96.1%	Down from 96.2%	95.6%	95.9%
Served by gifted and talented program	12.0%	Down from 16.0%	19.9%	17.8%
With disabilities other than speech	13.3%	Up from 11.8%	10.3%	9.2%
Older than usual for grade	5.1%	Up from 3.2%	1.5%	1.5%
Out-of-school suspensions or expulsions for violent and/or criminal offenses	0.0%	Down from 0.3%	0.5%	0.4%
Annual dropout rate	0.0%	No Change	0.0%	0.0%
<b>Teachers (n=25)</b>				
Teachers with advanced degrees	44.0%	Up from 43.5%	61.3%	60.0%
Continuing contract teachers	92.0%	Up from 87.0%	87.2%	82.6%
Teachers returning from previous year	90.8%	Up from 84.1%	86.8%	85.6%
Teacher attendance rate	97.8%	Up from 96.8%	94.8%	95.3%
Average teacher salary*	\$45,841	Up 1.4%	\$46,554	\$46,300
Classes not taught by highly qualified teachers	1.7%	Up from 0.0%	0.0%	1.2%
Professional development days/teacher	15.1 days	Up from 12.3 days	9.2 days	9.9 days
<b>School</b>				
Principal's years at school	8.0	Up from 7.0	4.0	4.0
Student-teacher ratio in core subjects	25.8 to 1	Up from 23.2 to 1	21.5 to 1	21.5 to 1
Prime instructional time	93.3%	Up from 92.6%	89.8%	90.1%
Opportunities in the arts	Good	No Change	Good	Good
SACS accreditation	Yes	No Change	Yes	Yes
Parents attending conferences	100.0%	No Change	98.0%	98.1%
Character development program	Excellent	No Change	Good	Good
Dollars spent per pupil**	\$6,975	Down 2.8%	\$7,483	\$7,634
Percent of expenditures for instruction**	65.7%	Up from 63.7%	64.4%	64.0%
Percent of expenditures for teacher salaries**	62.7%	Up from 60.3%	62.5%	61.2%
% of AYP objectives met	81.0%	Down from 95.2%	81.0%	80.5%

\* Length of contract = 185+ days.

\*\* Prior year audited financial data available.

## EVALUATION RESULTS

	Teachers	Students*	Parents*
Number of surveys returned	21	132	40
Percent satisfied with learning environment	85.7%	68.7%	89.7%
Percent satisfied with social and physical environment	95.2%	71.0%	84.2%
Percent satisfied with school-home relations	71.4%	80.9%	84.6%

\*Only students at the highest middle school grade level at this school and their parents were included.

## REPORT OF PRINCIPAL AND SCHOOL IMPROVEMENT COUNCIL

Laurens Middle School was awarded the Palmetto Silver Award in 2010-2011 for both overall score on PASS and for closing the achievement gap for specific groups of students. Our fine staff of teachers should be the first to be congratulated for this achievement as they worked tirelessly to reach students at their point of need and carry them forward academically. A support staff of true professionals, interested and involved parents and district staff who provided support behind the scenes all made significant contributions in ensuring that our school year was a success.

In an effort to improve student reading, we instituted a thirty-five minute "Academy Time" to focus particularly on content area reading. All subject areas focused on literacy during this period. We used new technology to aid our curricular efforts by introducing Study Island to our students and continuing with the use of Teen Biz articles. Teachers continued to find creative ways to make literacy a point of emphasis throughout the school day and across the curriculum.

Students were recognized for their academic achievements and for their positive character and behavior in a variety of ways. Our "Score Big/Win Big" effort was a big success as students were rewarded with prizes through regular drawings based upon good grades, good classroom habits and high test scores. We finished the year by awarding a laptop to a deserving student at the Awards Day assembly. "Terrific Tigers" and "Leaders Making Strides (LMS)" were recognitions of students doing a variety of positive things throughout the school. Students were nominated by their peers and staff members for these very popular awards and pictures and quotes were proudly displayed in our main lobby.

The importance and relevancy of education was emphasized for students by superb efforts in Career Counseling. A variety of interesting speakers and field trips filled our year as students were introduced to a myriad of careers and opportunities available to them in the real world. Our staff did a magnificent job of regularly linking what students were doing in school to real world situations and employment opportunities.

School Improvement Council (SIC) and the Parents and Teachers Organization (PTO) collaborated successfully to address student issues and to bring special events to the school. "The Fall Festival" sponsored by PTO was a big hit again as our community came out for an evening of fun and games. SIC and PTO put on a "Technology Night" for parents. The event received rave reviews.

Our students and staff continued to show their empathy for the community by being generous givers. "Relay for Life" raised money for cancer victims and culminated with a mini "Cancer Walk" for individuals touched by cancer. "Pennies for Patients" was another successful contribution from our student body to those who suffer or have suffered from leukemia. These and other efforts showed that LMS students understand the importance of aiding those who are less fortunate or who have experienced great difficulties.

Rhett Harris, Ed.D. Principal  
Randy Hillmann, SIC Chair

Comprehensive detail, including definitions of ratings, performance criteria, and explanations of status, is available on [www.ed.sc.gov](http://www.ed.sc.gov) and [www.eoc.sc.gov](http://www.eoc.sc.gov) as well as school and school district websites.

Printed versions are available from school districts upon request.

### Abbreviations Key

N/A Not Applicable N/AV Not Available N/C Not Collected N/R Not Reported I/S Insufficient Sample TBD To be determined

NI Newly Identified CSI Continuing School Improvement CA Corrective Action RP Plan to Restructure R Restructure DELAY School Improvement Status HOLD School Improvement Status