



SC Annual School Report Card Summary

LESLIE M. STOVER MIDDLE
Kershaw County
Grades: 6-8 Enrollment: 624
Principal: Michael Garity
Superintendent: Dr. Frank E. Morgan
Board Chair: Joseph Dorton, Jr.

PERFORMANCE

Comprehensive detail, including definitions of ratings, performance criteria, and explanations of status, is available on www.ed.sc.gov and www.eoc.sc.gov as well as school and school district websites. Printed versions are available from school districts upon request.

YEAR	ABSOLUTE RATING	GROWTH RATING	PALMETTO GOLD AND SILVER AWARD		AYP STATUS	NCLB IMPROVEMENT STATUS
			General Performance	Closing the Gap		
2011	Good	Good	TBD	TBD	Not Met	N/A
2010	Average	Good	Silver	N/A	Not Met	N/A
2009	Average	Average	N/A	N/A	Not Met	N/A

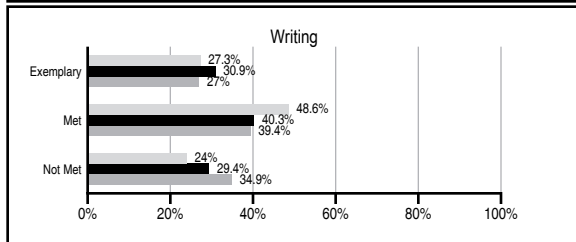
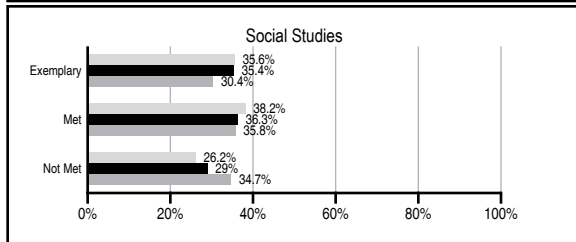
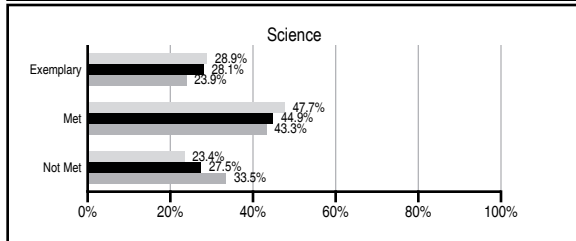
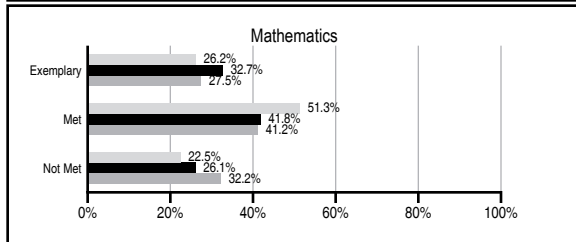
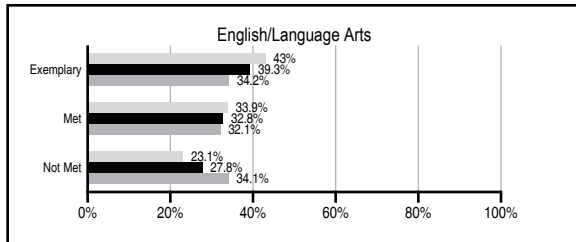
ABSOLUTE RATINGS OF MIDDLE SCHOOLS WITH STUDENTS LIKE OURS*

EXCELLENT	GOOD	AVERAGE	BELOW AVERAGE	AT-RISK
6	20	25	0	1

* Ratings are calculated with data available by 11/09/2011. Schools with Students Like Ours are Middle Schools with Poverty Indices of no more than 5% above or below the index for this school.

PASS PERFORMANCE

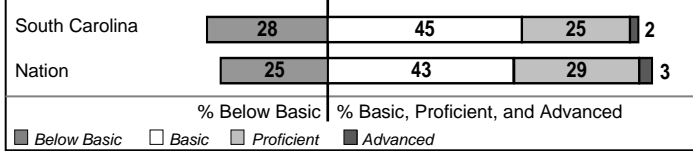
Our School
 Middle Schools with Students Like Ours
 Middle schools statewide



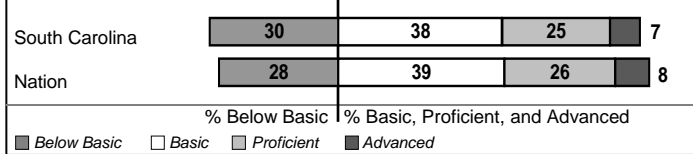
NAEP PERFORMANCE*

* Performance reported for SC and nation, data not available at school level. Percentages at NAEP Achievement Levels.

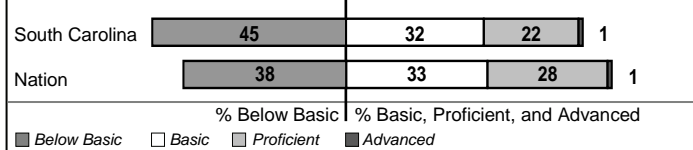
READING – GRADE 8 (2011)



MATH – GRADE 8 (2011)



SCIENCE – GRADE 8 (2009)



END OF COURSE TESTS - 2011

% of students scoring 70 or above on:	Our Middle School	Middle Schools with Students Like Ours
Algebra 1/Math for the Technologies 2	100.0	98.1
English 1	100.0	92.1
Biology 1/Applied Biology 2	N/A	N/A
Physical Science	N/A	27.8
US History and the Constitution	N/A	N/A
All Subjects	100.0	95.9

SC PERFORMANCE VISION

By 2020 all students will graduate with the knowledge and skills necessary to compete successfully in the global economy, participate in a democratic society and contribute positively as members of families and communities.

Abbreviations Key

N/A Not Applicable N/AV Not Available N/C Not Collected N/R Not Reported I/S Insufficient Sample TBD To be determined
 NI Newly Identified CSI Continuing School Improvement CA Corrective Action RP Plan to Restructure R Restructure DELAY School Improvement Status HOLD School Improvement Status

LESLIE M. STOVER MIDDLE [Kershaw County]

SCHOOL PROFILE

	Our School	Change from Last Year	Middle Schools with Students Like Ours	Median Middle School
Students (n=624)				
Students enrolled in high school credit courses (grades 7 & 8)	22.0%	Down from 28.2%	30.8%	24.5%
Retention rate	0.2%	Up from 0.0%	0.7%	0.7%
Attendance rate	95.9%	Up from 95.5%	96.1%	95.9%
Served by gifted and talented program	17.3%	Down from 23.7%	21.2%	17.8%
With disabilities other than speech	6.0%	Down from 10.4%	8.9%	9.2%
Older than usual for grade	1.3%	Down from 1.4%	1.1%	1.5%
Out-of-school suspensions or expulsions for violent and/or criminal offenses	0.0%	No Change	0.6%	0.4%
Annual dropout rate	0.0%	No Change	0.0%	0.0%
Teachers (n=36)				
Teachers with advanced degrees	69.4%	Up from 63.9%	59.8%	60.0%
Continuing contract teachers	86.1%	No Change	84.2%	82.6%
Teachers returning from previous year	90.1%	Up from 85.8%	85.7%	85.6%
Teacher attendance rate	95.8%	Up from 95.2%	95.5%	95.3%
Average teacher salary*	\$47,292	Up 3.6%	\$46,556	\$46,300
Classes not taught by highly qualified teachers	3.2%	Up from 0.7%	0.0%	1.2%
Professional development days/teacher	11.6 days	Up from 9.3 days	9.6 days	9.9 days
School				
Principal's years at school	9.0	Up from 8.0	4.0	4.0
Student-teacher ratio in core subjects	24.6 to 1	Up from 23.7 to 1	23.5 to 1	21.5 to 1
Prime instructional time	91.1%	Up from 90.3%	90.4%	90.1%
Opportunities in the arts	Good	No Change	Good	Good
SACS accreditation	Yes	No Change	Yes	Yes
Parents attending conferences	99.1%	Up from 97.8%	99.6%	98.1%
Character development program	Good	No Change	Excellent	Good
Dollars spent per pupil**	\$6,098	Down 7.4%	\$7,258	\$7,634
Percent of expenditures for instruction**	58.1%	Up from 56.9%	64.4%	64.0%
Percent of expenditures for teacher salaries**	57.9%	Up from 56.0%	61.6%	61.2%
% of AYP objectives met	81.0%	Down from 90.5%	81.0%	80.5%

* Length of contract = 185+ days.

** Prior year audited financial data available.

EVALUATION RESULTS

	Teachers	Students*	Parents*
Number of surveys returned	16	176	43
Percent satisfied with learning environment	100.0%	63.1%	78.0%
Percent satisfied with social and physical environment	100.0%	79.0%	90.7%
Percent satisfied with school-home relations	93.8%	86.9%	73.8%

*Only students at the highest middle school grade level at this school and their parents were included.

REPORT OF PRINCIPAL AND SCHOOL IMPROVEMENT COUNCIL

Leslie M. Stover Middle School had an outstanding 2010-2011 school year. Literacy across the curriculum continued to be our main focus. Our daily enrichment class included novel studies through three nine-week periods and specific academic remediation during the fourth nine-weeks. Below are some of Stover's highlights from this year:

Leslie M. Stover Middle was named a Palmetto Silver Award winner in recognition of overall academic improvement.

Our eighth grade class had a total of fifteen students who qualified as Junior Scholars due to their achievement on the Pre Scholastic Aptitude Test.

Four seventh-graders were recognized as Duke TIP Scholars for their achievement on the SAT/ACT.

The Stover band program produced fifty students in all-region band and five of these students went on to qualify as All-State Band members. The band program received all superior ratings for the ninth consecutive year at Concert Festival.

Our chorus program received a rating of excellent at the Atlanta Music Festival and had nine students to qualify for All-State Chorus.

Student government was very involved in community relations activities by supporting a local food bank each month and holding a student-faculty basketball game where proceeds were donated to the Make A Wish Foundation in support of a local Elgin child.

Teachers and students collected over \$7750.00 to support cancer research through Relay for Life.

During the fall, our football team and cheerleaders sponsored a food drive effort with a neighboring middle school to collect food items for a local pantry in the Elgin community. The effort was a great community success. Support of this local pantry continued throughout the year.

Dennis Reeder, Principal
Deanna Boufford, SIC Chairperson

Comprehensive detail, including definitions of ratings, performance criteria, and explanations of status, is available on www.ed.sc.gov and www.eoc.sc.gov as well as school and school district websites.

Printed versions are available from school districts upon request.

Abbreviations Key

N/A Not Applicable N/AV Not Available N/C Not Collected N/R Not Reported I/S Insufficient Sample TBD To be determined
NI Newly Identified CSI Continuing School Improvement CA Corrective Action RP Plan to Restructure R Restructure DELAY School Improvement Status HOLD School Improvement Status