



SC Annual School Report Card Summary

LUGOFF-ELGIN MIDDLE
Kershaw County
Grades: 6-8 Enrollment: 630
Principal: Karen S. Bullard
Superintendent: Dr. Frank E. Morgan
Board Chair: Joseph Dorton, Jr.

PERFORMANCE

Comprehensive detail, including definitions of ratings, performance criteria, and explanations of status, is available on www.ed.sc.gov and www.eoc.sc.gov as well as school and school district websites. Printed versions are available from school districts upon request.

YEAR	ABSOLUTE RATING	GROWTH RATING	PALMETTO GOLD AND SILVER AWARD		AYP STATUS	NCLB IMPROVEMENT STATUS
			General Performance	Closing the Gap		
2011	Good	Excellent	TBD	TBD	Not Met	N/A
2010	Good	Excellent	Gold	Silver	Not Met	N/A
2009	Good	Average	N/A	N/A	Not Met	N/A

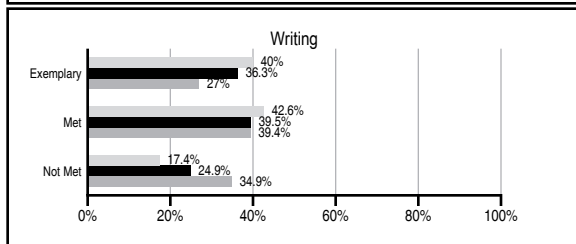
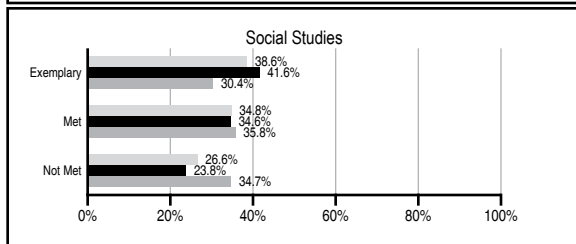
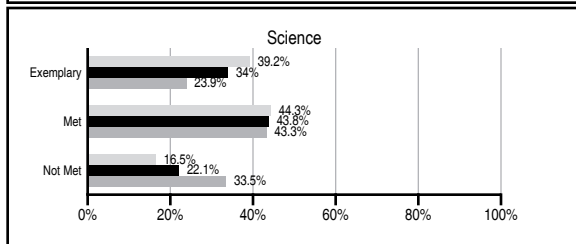
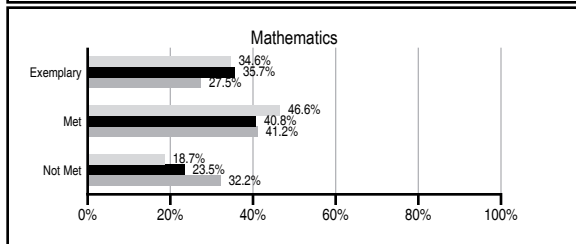
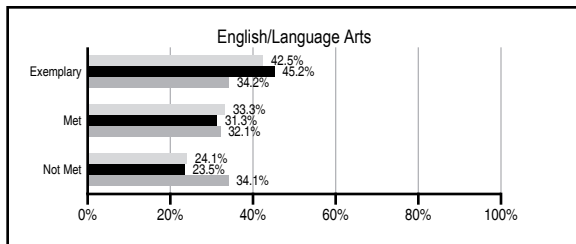
ABSOLUTE RATINGS OF MIDDLE SCHOOLS WITH STUDENTS LIKE OURS*

EXCELLENT	GOOD	AVERAGE	BELOW AVERAGE	AT-RISK
15	12	8	1	0

* Ratings are calculated with data available by 11/09/2011. Schools with Students Like Ours are Middle Schools with Poverty Indices of no more than 5% above or below the index for this school.

PASS PERFORMANCE

Our School
 Middle Schools with Students Like Ours
 Middle schools statewide



NAEP PERFORMANCE*

* Performance reported for SC and nation, data not available at school level. Percentages at NAEP Achievement Levels.



END OF COURSE TESTS - 2011

% of students scoring 70 or above on:	Our Middle School	Middle Schools with Students Like Ours
Algebra 1/Math for the Technologies 2	100.0	96.9
English 1	100.0	96.6
Biology 1/Applied Biology 2	N/A	94.8
Physical Science	N/A	35.2
US History and the Constitution	N/A	100
All Subjects	100.0	96.1

SC PERFORMANCE VISION

By 2020 all students will graduate with the knowledge and skills necessary to compete successfully in the global economy, participate in a democratic society and contribute positively as members of families and communities.

Abbreviations Key

N/A Not Applicable N/AV Not Available N/C Not Collected N/R Not Reported I/S Insufficient Sample TBD To be determined
 NI Newly Identified CSI Continuing School Improvement CA Corrective Action RP Plan to Restructure R Restructure DELAY School Improvement Status HOLD School Improvement Status

LUGOFF-ELGIN MIDDLE [Kershaw County]

SCHOOL PROFILE

	Our School	Change from Last Year	Middle Schools with Students Like Ours	Median Middle School
Students (n=630)				
Students enrolled in high school credit courses (grades 7 & 8)	15.8%	Down from 30.3%	34.9%	24.5%
Retention rate	0.3%	Down from 0.5%	0.4%	0.7%
Attendance rate	96.1%	Up from 95.4%	96.3%	95.9%
Served by gifted and talented program	15.7%	Down from 21.6%	24.3%	17.8%
With disabilities other than speech	6.6%	Down from 8.4%	7.0%	9.2%
Older than usual for grade	0.3%	Down from 1.1%	1.0%	1.5%
Out-of-school suspensions or expulsions for violent and/or criminal offenses	11.9%	Up from 0.5%	0.4%	0.4%
Annual dropout rate	0.0%	No Change	0.0%	0.0%
Teachers (n=40)				
Teachers with advanced degrees	60.0%	Up from 55.0%	60.0%	60.0%
Continuing contract teachers	92.5%	No Change	82.5%	82.6%
Teachers returning from previous year	91.0%	Up from 87.6%	90.3%	85.6%
Teacher attendance rate	95.4%	Up from 94.8%	94.9%	95.3%
Average teacher salary*	\$47,506	Up 0.7%	\$47,622	\$46,300
Classes not taught by highly qualified teachers	0.6%	Down from 2.5%	1.9%	1.2%
Professional development days/teacher	6.2 days	Down from 16.5 days	9.8 days	9.9 days
School				
Principal's years at school	1.0	Down from 6.0	5.0	4.0
Student-teacher ratio in core subjects	25.7 to 1	Up from 24.2 to 1	23.5 to 1	21.5 to 1
Prime instructional time	90.6%	Up from 89.7%	90.8%	90.1%
Opportunities in the arts	Good	No Change	Good	Good
SACS accreditation	Yes	No Change	Yes	Yes
Parents attending conferences	96.1%	Down from 98.2%	98.2%	98.1%
Character development program	Excellent	No Change	Good	Good
Dollars spent per pupil**	\$7,150	Down 12.3%	\$6,908	\$7,634
Percent of expenditures for instruction**	59.6%	Down from 59.9%	66.2%	64.0%
Percent of expenditures for teacher salaries**	59.5%	Up from 58.9%	64.1%	61.2%
% of AYP objectives met	85.7%	Down from 90.5%	85.7%	80.5%

* Length of contract = 185+ days.

** Prior year audited financial data available.

REPORT OF PRINCIPAL AND SCHOOL IMPROVEMENT COUNCIL

Lugoff-Elgin Middle School enjoyed another great year of academic, athletic, and extra-curricular success in 2010-2011. LEMS was awarded both a Palmetto Gold and Silver Award by the SC Department of Education for academic achievement and closing achievement gaps in 2010. Additionally, 16 eighth grade students were named Junior Scholars while 4 seventh grade students were selected to be Duke TIP Scholars. Four students placed in the Lugoff Optimist Oratorical Contest and 2 placed in the Zone Competition. Student artwork was regularly displayed at the Kershaw County Fine Arts Center's Bassett Gallery, and the second annual Student Art Gallery opening was held in the spring. The Lugoff-Elgin Middle School 8th grade Band received an overall excellent rating at the SCBDA Concert Festival.

Athletically, the LEMS Mighty Leopard Wrestling Team won the state title and one Leopard won an individual title. The athletic director and head football coach reached a milestone in his career with his 100th win. The Lady Leopards volleyball team was undefeated for the second consecutive season.

Students and staff exemplified the school motto, "Understanding Hearts and Positive Attitudes make a Great School," through a variety of community service projects. Sixth grade students collected supplies and prepared over 240 care packages for soldiers in Afghanistan. In addition, they visited and performed for local residents in rest homes. As a school, over \$7,000 for was raised for Relay for Life. These activities along with many others help our students give back to our community. Lugoff-Elgin Middle School is successful because of the combined efforts of our faculty, staff, students, and community.

Karen S. Bullard, Principal
Kathy Brand, SIC Co-Chair
Kerri Cameron, SIC Co-Chair

EVALUATION RESULTS

	Teachers	Students*	Parents*
Number of surveys returned	37	189	148
Percent satisfied with learning environment	94.6%	79.4%	87.9%
Percent satisfied with social and physical environment	100.0%	83.6%	86.4%
Percent satisfied with school-home relations	78.4%	85.1%	77.0%

*Only students at the highest middle school grade level at this school and their parents were included.

Comprehensive detail, including definitions of ratings, performance criteria, and explanations of status, is available on www.ed.sc.gov and www.eoc.sc.gov as well as school and school district websites.

Printed versions are available from school districts upon request.

Abbreviations Key

N/A Not Applicable N/AV Not Available N/C Not Collected N/R Not Reported I/S Insufficient Sample TBD To be determined
NI Newly Identified CSI Continuing School Improvement CA Corrective Action RP Plan to Restructure R Restructure DELAY School Improvement Status HOLD School Improvement Status