



SC Annual School Report Card Summary

CAMDEN MIDDLE
Kershaw County
Grades: 6-8 Enrollment: 786
Principal: Jefferson Dean Jordan
Superintendent: Dr. Frank E. Morgan
Board Chair: Joseph Dorton, Jr.

PERFORMANCE

Comprehensive detail, including definitions of ratings, performance criteria, and explanations of status, is available on www.ed.sc.gov and www.eoc.sc.gov as well as school and school district websites. Printed versions are available from school districts upon request.

YEAR	ABSOLUTE RATING	GROWTH RATING	PALMETTO GOLD AND SILVER AWARD		AYP STATUS	NCLB IMPROVEMENT STATUS
			General Performance	Closing the Gap		
2011	Average	Average	TBD	TBD	Not Met	N/A
2010	Average	Average	N/A	N/A	Not Met	N/A
2009	Average	Average	N/A	N/A	Not Met	N/A

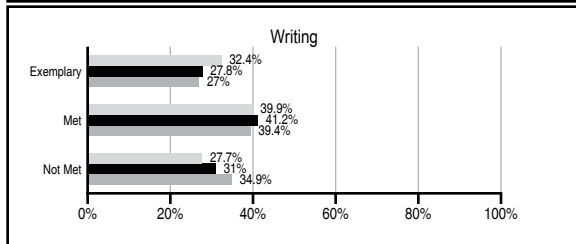
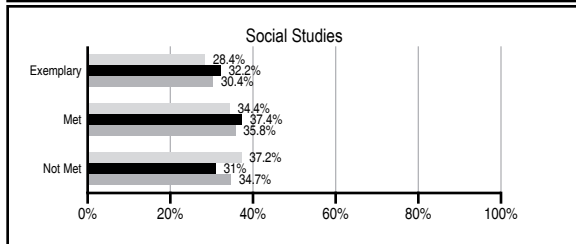
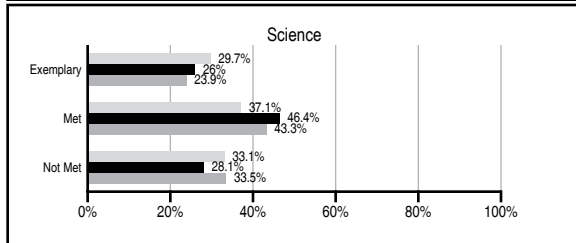
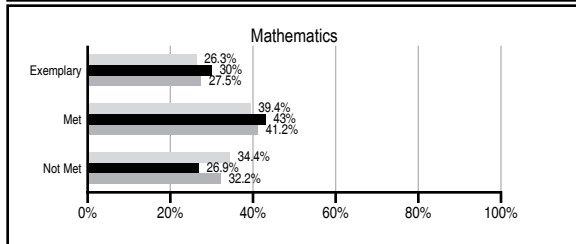
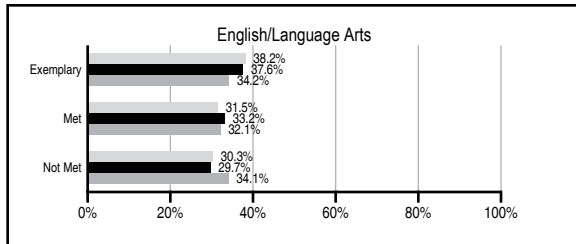
ABSOLUTE RATINGS OF MIDDLE SCHOOLS WITH STUDENTS LIKE OURS*

EXCELLENT	GOOD	AVERAGE	BELOW AVERAGE	AT-RISK
3	17	40	0	0

* Ratings are calculated with data available by 11/09/2011. Schools with Students Like Ours are Middle Schools with Poverty Indices of no more than 5% above or below the index for this school.

PASS PERFORMANCE

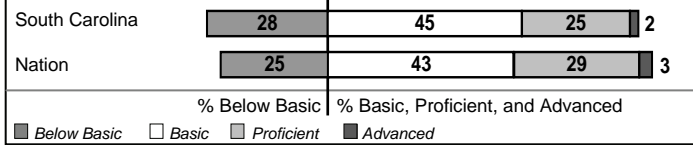
Our School
 Middle Schools with Students Like Ours
 Middle schools statewide




NAEP PERFORMANCE*

* Performance reported for SC and nation, data not available at school level. Percentages at NAEP Achievement Levels.

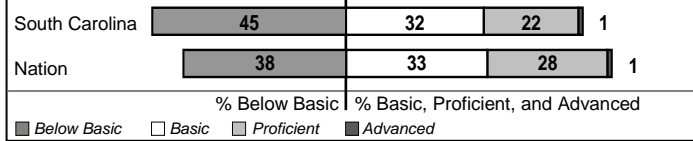
READING – GRADE 8 (2011)



MATH – GRADE 8 (2011)



SCIENCE – GRADE 8 (2009)



END OF COURSE TESTS - 2011

% of students scoring 70 or above on:	Our Middle School	Middle Schools with Students Like Ours
Algebra 1/Math for the Technologies 2	100.0	97.4
English 1	100.0	96.5
Biology 1/Applied Biology 2	N/A	87.5
Physical Science	N/A	82.0
US History and the Constitution	N/A	N/A
All Subjects	100.0	97.0

SC PERFORMANCE VISION

By 2020 all students will graduate with the knowledge and skills necessary to compete successfully in the global economy, participate in a democratic society and contribute positively as members of families and communities.

Abbreviations Key

N/A Not Applicable N/AV Not Available N/C Not Collected N/R Not Reported I/S Insufficient Sample TBD To be determined
 NI Newly Identified CSI Continuing School Improvement CA Corrective Action RP Plan to Restructure R Restructure DELAY School Improvement Status HOLD School Improvement Status

CAMDEN MIDDLE [Kershaw County]

SCHOOL PROFILE

	Our School	Change from Last Year	Middle Schools with Students Like Ours	Median Middle School
Students (n=786)				
Students enrolled in high school credit courses (grades 7 & 8)	31.0%	Up from 23.7%	24.8%	24.5%
Retention rate	0.3%	Down from 0.5%	0.8%	0.7%
Attendance rate	95.4%	Up from 95.2%	95.8%	95.9%
Served by gifted and talented program	19.9%	Down from 20.8%	21.1%	17.8%
With disabilities other than speech	7.2%	Down from 10.4%	10.1%	9.2%
Older than usual for grade	1.1%	Down from 1.7%	1.8%	1.5%
Out-of-school suspensions or expulsions for violent and/or criminal offenses	0.0%	Down from 16.1%	0.6%	0.4%
Annual dropout rate	0.0%	No Change	0.0%	0.0%
Teachers (n=50)				
Teachers with advanced degrees	68.0%	Up from 66.7%	60.3%	60.0%
Continuing contract teachers	92.0%	Up from 88.2%	86.6%	82.6%
Teachers returning from previous year	91.7%	Down from 91.9%	86.9%	85.6%
Teacher attendance rate	94.7%	Down from 96.4%	95.0%	95.3%
Average teacher salary*	\$49,688	Down 0.3%	\$46,623	\$46,300
Classes not taught by highly qualified teachers	5.0%	Down from 7.0%	0.0%	1.2%
Professional development days/teacher	5.8 days	Up from 5.4 days	9.6 days	9.9 days
School				
Principal's years at school	8.0	Up from 7.0	4.0	4.0
Student-teacher ratio in core subjects	22.8 to 1	Down from 23.7 to 1	22.3 to 1	21.5 to 1
Prime instructional time	89.4%	Down from 91.2%	89.9%	90.1%
Opportunities in the arts	Good	Down from Excellent	Good	Good
SACS accreditation	Yes	No Change	Yes	Yes
Parents attending conferences	100.0%	Up from 71.2%	98.0%	98.1%
Character development program	Below Average	Down from Average	Good	Good
Dollars spent per pupil**	\$6,725	Down 13.9%	\$7,463	\$7,634
Percent of expenditures for instruction**	70.2%	Up from 67.9%	64.5%	64.0%
Percent of expenditures for teacher salaries**	69.9%	Up from 66.7%	62.5%	61.2%
% of AYP objectives met	76.2%	Down from 90.5%	81.0%	80.5%

* Length of contract = 185+ days.

** Prior year audited financial data available.

EVALUATION RESULTS

	Teachers	Students*	Parents*
Number of surveys returned	27	232	94
Percent satisfied with learning environment	85.2%	87.8%	90.2%
Percent satisfied with social and physical environment	96.3%	84.4%	82.8%
Percent satisfied with school-home relations	77.8%	92.2%	86.0%

*Only students at the highest middle school grade level at this school and their parents were included.

REPORT OF PRINCIPAL AND SCHOOL IMPROVEMENT COUNCIL

Camden Middle School continued to excel in the 2010-11 school year.

CMS was very proud that one of our teachers was named the Kershaw County School District Teacher of the Year.

Camden Middle School students continued to perform well academically. Four students were named as Duke TIP scholars while 19 Camden Middle School students were selected as Junior Scholars. The Camden Middle School Science Department took our school to new heights by participating and being successful at the regional science fair held at the University of South Carolina. Eighteen Camden Middle School students took top awards at the competition! We also had several students receive the MESA science award. A CMS 6th grade student was a state finalist in the State National Geography Bee this year. Several students were awarded the State Superintendent's Writing Award while CMS students won various state and local poetry and art awards. Camden Middle School band students continue to win "excellent" and "superior" ratings at state band contests. We continued to excel in sports, winning the region championships in both girls and boys basketball as well as in football. A CMS student was named the DAR "Good Citizen of the Year" Award, and a CMS student won the local VFW Essay Contest.

Jeff Jordan, Principal
Mary Abbott, School Improvement Council Chairperson

Comprehensive detail, including definitions of ratings, performance criteria, and explanations of status, is available on www.ed.sc.gov and www.eoc.sc.gov as well as school and school district websites.

Printed versions are available from school districts upon request.

Abbreviations Key

N/A Not Applicable N/AV Not Available N/C Not Collected N/R Not Reported I/S Insufficient Sample TBD To be determined

NI Newly Identified CSI Continuing School Improvement CA Corrective Action RP Plan to Restructure R Restructure DELAY School Improvement Status HOLD School Improvement Status