



# SC Annual School Report Card Summary

**PALMETTO ACADEMY OF LEARNING**  
**Horry**  
**Grades: K-8**      **Enrollment: 125**  
**Principal: Ms. Fancher**  
**Superintendent: Dr. Cynthia Elsberry**  
**Board Chair: Will Garland**

## PERFORMANCE

Comprehensive detail, including definitions of ratings, performance criteria, and explanations of status, is available on [www.ed.sc.gov](http://www.ed.sc.gov) and [www.eoc.sc.gov](http://www.eoc.sc.gov) as well as school and school district websites. Printed versions are available from school districts upon request.

YEAR	ABSOLUTE RATING	GROWTH RATING	PALMETTO GOLD AND SILVER AWARD		AYP STATUS	NCLB IMPROVEMENT STATUS
			General Performance	Closing the Gap		
2011	Good	Average	TBD	TBD	Met	N/A
2010	N/A	N/A	N/A	N/A	N/A	N/A
2009	N/A	N/A	N/A	N/A	N/A	N/A

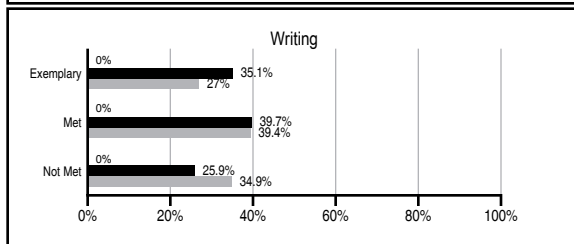
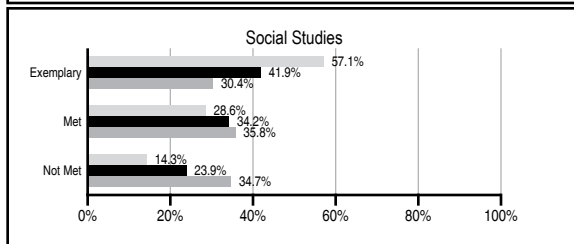
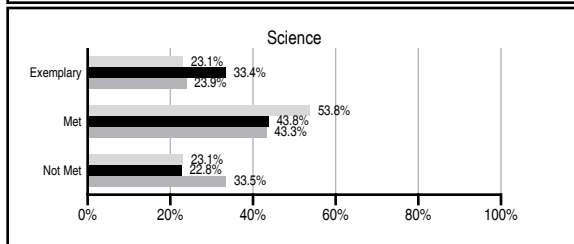
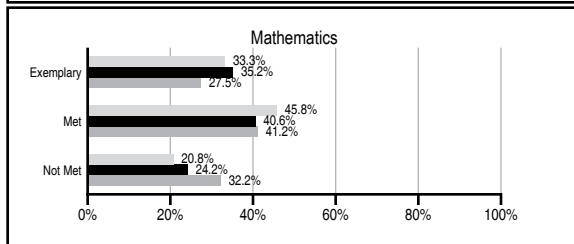
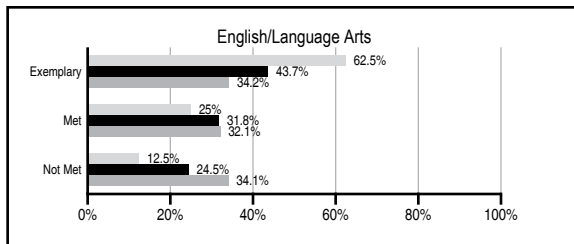
## ABSOLUTE RATINGS OF MIDDLE SCHOOLS WITH STUDENTS LIKE OURS\*

EXCELLENT	GOOD	AVERAGE	BELOW AVERAGE	AT-RISK
13	16	7	1	0

\* Ratings are calculated with data available by 11/09/2011. Schools with Students Like Ours are Middle Schools with Poverty Indices of no more than 5% above or below the index for this school.

## PASS PERFORMANCE

Our School     
  Middle Schools with Students Like Ours     
  Middle schools statewide



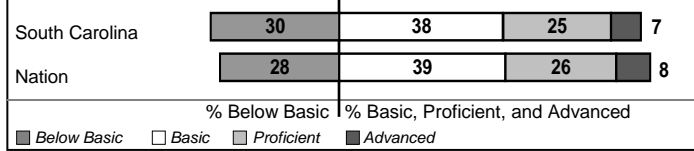
## NAEP PERFORMANCE\*

\* Performance reported for SC and nation, data not available at school level. Percentages at NAEP Achievement Levels.

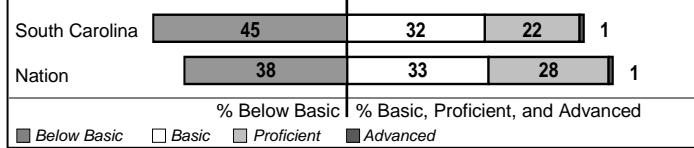
### READING – GRADE 8 (2011)



### MATH – GRADE 8 (2011)



### SCIENCE – GRADE 8 (2009)



## END OF COURSE TESTS - 2011

% of students scoring 70 or above on:	Our Middle School	Middle Schools with Students Like Ours
Algebra 1/Math for the Technologies 2	62.5	97.0
English 1	100.0	96.4
Biology 1/Applied Biology 2	N/A	94.8
Physical Science	N/A	26.4
US History and the Constitution	N/A	100
All Subjects	80.0	96.2

## SC PERFORMANCE VISION

*By 2020 all students will graduate with the knowledge and skills necessary to compete successfully in the global economy, participate in a democratic society and contribute positively as members of families and communities.*

### Abbreviations Key

N/A Not Applicable N/AV Not Available N/C Not Collected N/R Not Reported I/S Insufficient Sample TBD To be determined  
 NI Newly Identified CSI Continuing School Improvement CA Corrective Action RP Plan to Restructure R Restructure DELAY School Improvement Status HOLD School Improvement Status

# PALMETTO ACADEMY OF LEARNING [Horry]

## SCHOOL PROFILE

	Our School	Change from Last Year	Middle Schools with Students Like Ours	Median Middle School
<b>Students (n=125)</b>				
Students enrolled in high school credit courses (grades 7 & 8)	0.0%	N/R	34.9%	24.5%
Retention rate	0.0%	N/A	0.4%	0.7%
Attendance rate	95.0%	N/A	96.2%	95.9%
Served by gifted and talented program	28.7%	N/A	24.5%	17.8%
With disabilities other than speech	1.5%	N/A	8.4%	9.2%
Older than usual for grade	0.0%	N/A	0.9%	1.5%
Out-of-school suspensions or expulsions for violent and/or criminal offenses	0.0%	N/R	0.4%	0.4%
Annual dropout rate	N/A	N/A	0.0%	0.0%
<b>Teachers (n=11)</b>				
Teachers with advanced degrees	18.2%	N/A	60.9%	60.0%
Continuing contract teachers	9.1%	N/A	84.9%	82.6%
Teachers returning from previous year	N/A	N/A	89.0%	85.6%
Teacher attendance rate	N/R	N/R	95.2%	95.3%
Average teacher salary*	\$34,909	I/S	\$46,877	\$46,300
Classes not taught by highly qualified teachers	56.6%	N/A	0.9%	1.2%
Professional development days/teacher	N/R	N/R	10.0 days	9.9 days
<b>School</b>				
Principal's years at school	0.0	N/R	5.0	4.0
Student-teacher ratio in core subjects	N/R	N/R	23.4 to 1	21.5 to 1
Prime instructional time	N/R	N/R	90.5%	90.1%
Opportunities in the arts	Poor	N/R	Excellent	Good
SACS accreditation	No	N/R	Yes	Yes
Parents attending conferences	0.0%	N/R	99.0%	98.1%
Character development program	N/R	N/R	Excellent	Good
Dollars spent per pupil**	N/A	N/A	\$6,969	\$7,634
Percent of expenditures for instruction**	N/A	N/A	65.3%	64.0%
Percent of expenditures for teacher salaries**	N/A	N/A	63.8%	61.2%
% of AYP objectives met	100.0%		84.8%	80.5%

\* Length of contract = 185+ days.

\*\* Prior year audited financial data available.

## REPORT OF PRINCIPAL AND SCHOOL IMPROVEMENT COUNCIL

Palmetto Academy of Learning and Success (PALS) is a public charter school serving students in kindergarten through eighth grade. Our mission at PALS is to create a small, diverse learning environment that accommodates each student's individual differences, learning styles, and development while promoting high expectations for all students. By providing meaningful and innovative learning experiences, instruction for multiple learning styles, access to technology, and encouraging family and community involvement, Palmetto Academy of Learning and Success is committed to guiding students in the development of both their character and academic potential in preparation for their success as life long learners.

PALS currently serves 18 students per class and one class per grade level. This small, diverse learning environment attracts families seeking academically rigorous curriculum and whole-child development. Palmetto Academy of Learning and Success content standards for student performance encompasses a comprehensive scope and sequence. The standards of learning for each academic area set reasonable goals and expectations for what teachers need to teach and students need to learn. To ensure we are meeting or exceeding local schools, Palmetto Academy of Learning and Success students will achieve in each subject area at each grade level those standards that have been identified by the State Board of Education as being most important for proficiency. In accordance with the SC Education Accountability Act of 1998, the State Academics Standards will provide the basis for curriculum design decisions and statewide assessments.

## EVALUATION RESULTS

	Teachers	Students*	Parents*
Number of surveys returned	11	0	0
Percent satisfied with learning environment	90.9%	N/R	N/R
Percent satisfied with social and physical environment	100.0%	N/R	N/R
Percent satisfied with school-home relations	100.0%	N/R	N/R

\*Only students at the highest middle school grade level at this school and their parents were included.

Comprehensive detail, including definitions of ratings, performance criteria, and explanations of status, is available on [www.ed.sc.gov](http://www.ed.sc.gov) and [www.eoc.sc.gov](http://www.eoc.sc.gov) as well as school and school district websites.

Printed versions are available from school districts upon request.

### Abbreviations Key

N/A Not Applicable N/AV Not Available N/C Not Collected N/R Not Reported I/S Insufficient Sample TBD To be determined  
 NI Newly Identified CSI Continuing School Improvement CA Corrective Action RP Plan to Restructure R Restructure DELAY School Improvement Status HOLD School Improvement Status