



SC Annual School Report Card Summary

BRIDGEWATER ACADEMY CHARTER
Horry
Grades: K-8 **Enrollment: 154**
Principal: Steve Wilson
Superintendent: Dr. Cynthia Elsberry
Board Chair: Will Garland

PERFORMANCE

Comprehensive detail, including definitions of ratings, performance criteria, and explanations of status, is available on www.ed.sc.gov and www.eoc.sc.gov as well as school and school district websites. Printed versions are available from school districts upon request.

YEAR	ABSOLUTE RATING	GROWTH RATING	PALMETTO GOLD AND SILVER AWARD		AYP STATUS	NCLB IMPROVEMENT STATUS
			General Performance	Closing the Gap		
2011	Average	Average	TBD	TBD	Not Met	N/A
2010	Below Average	Average	Silver	N/A	Met	N/A
2009	Below Average	Average	N/A	N/A	Not Met	N/A

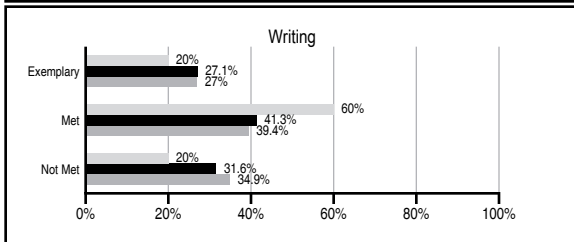
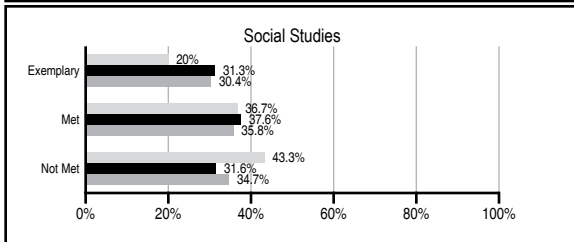
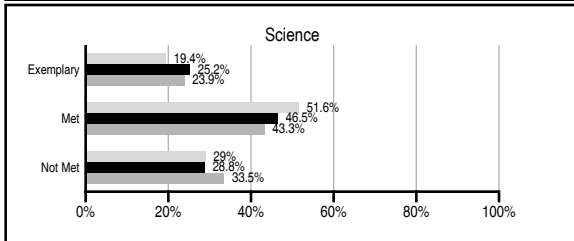
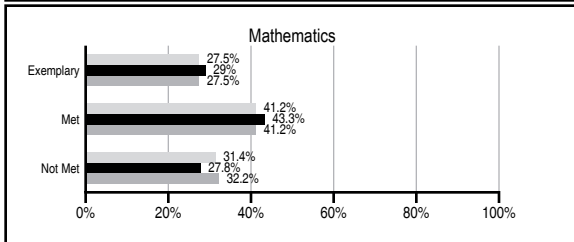
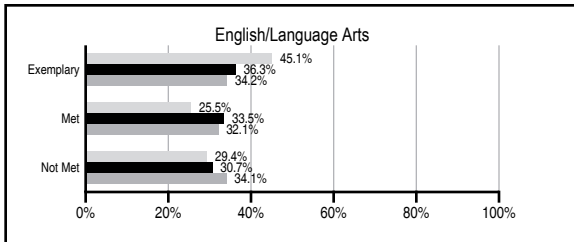
ABSOLUTE RATINGS OF MIDDLE SCHOOLS WITH STUDENTS LIKE OURS*

EXCELLENT	GOOD	AVERAGE	BELOW AVERAGE	AT-RISK
4	14	40	1	0

* Ratings are calculated with data available by 11/09/2011. Schools with Students Like Ours are Middle Schools with Poverty Indices of no more than 5% above or below the index for this school.

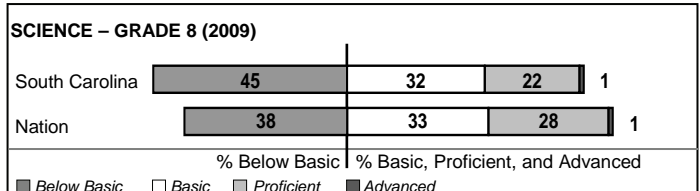
PASS PERFORMANCE

Our School
 Middle Schools with Students Like Ours
 Middle schools statewide



NAEP PERFORMANCE*

* Performance reported for SC and nation, data not available at school level. Percentages at NAEP Achievement Levels.



END OF COURSE TESTS - 2011

% of students scoring 70 or above on:	Our Middle School	Middle Schools with Students Like Ours
Algebra 1/Math for the Technologies 2	100.0	97.6
English 1	N/A	96.4
Biology 1/Applied Biology 2	N/A	86.3
Physical Science	N/A	98.4
US History and the Constitution	N/A	N/A
All Subjects	100.0	97.2

SC PERFORMANCE VISION

By 2020 all students will graduate with the knowledge and skills necessary to compete successfully in the global economy, participate in a democratic society and contribute positively as members of families and communities.

Abbreviations Key

N/A Not Applicable N/AV Not Available N/C Not Collected N/R Not Reported I/S Insufficient Sample TBD To be determined
 NI Newly Identified CSI Continuing School Improvement CA Corrective Action RP Plan to Restructure R Restructure DELAY School Improvement Status HOLD School Improvement Status

BRIDGEWATER ACADEMY CHARTER [Horry]

SCHOOL PROFILE

	Our School	Change from Last Year	Middle Schools with Students Like Ours	Median Middle School
Students (n=154)				
Students enrolled in high school credit courses (grades 7 & 8)	19.2%	Down from 29.2%	23.3%	24.5%
Retention rate	2.0%	Up from 0.0%	0.8%	0.7%
Attendance rate	97.4%	Up from 95.6%	95.6%	95.9%
Served by gifted and talented program	23.1%	Up from 19.8%	19.7%	17.8%
With disabilities other than speech	14.9%	Down from 18.2%	10.3%	9.2%
Older than usual for grade	2.0%	Up from 0.8%	1.8%	1.5%
Out-of-school suspensions or expulsions for violent and/or criminal offenses	0.0%	No Change	0.5%	0.4%
Annual dropout rate	0.0%	No Change	0.0%	0.0%
Teachers (n=14)				
Teachers with advanced degrees	35.7%	N/A	61.0%	60.0%
Continuing contract teachers	50.0%	N/A	87.5%	82.6%
Teachers returning from previous year	N/A	N/A	86.6%	85.6%
Teacher attendance rate	N/R	N/R	94.8%	95.3%
Average teacher salary*	\$38,417	N/A	\$46,554	\$46,300
Classes not taught by highly qualified teachers	73.7%	Up from 41.4%	0.0%	1.2%
Professional development days/teacher	4.0 days	Down from 7.0 days	9.0 days	9.9 days
School				
Principal's years at school	1.5	Up from 1.0	4.0	4.0
Student-teacher ratio in core subjects	22.8 to 1	Up from 14.1 to 1	21.5 to 1	21.5 to 1
Prime instructional time	N/R	N/R	89.6%	90.1%
Opportunities in the arts	Poor	No Change	Good	Good
SACS accreditation	No	Down from Yes	Yes	Yes
Parents attending conferences	99.4%	Up from 92.9%	98.0%	98.1%
Character development program	Average	Down from Good	Good	Good
Dollars spent per pupil**	\$8,916	Down 0.7%	\$7,518	\$7,634
Percent of expenditures for instruction**	66.0%	Up from 59.4%	64.4%	64.0%
Percent of expenditures for teacher salaries**	53.0%	Down from 56.8%	62.4%	61.2%
% of AYP objectives met	84.6%	Down from 100.0%	81.0%	80.5%

* Length of contract = 185+ days.

** Prior year audited financial data available.

REPORT OF PRINCIPAL AND SCHOOL IMPROVEMENT COUNCIL

The mission of Bridgewater Academy is to enable all students to exceed academic standards through direct, personal one-on-one instruction by providing an innovative rigorous academic program; and to provide a personalized, supportive learning community where teachers, parents, community members and students all partner together to promote a place where student achievement is celebrated, instruction is provided with passion and commitment, and value is given to the development of self discipline, honesty, integrity and respect.

"At Bridgewater Academy, all students are provided with a quality choice in free public education. We offer a challenging and engaging curriculum delivered to promote critical thinking skills in all students, innovative lessons with real world applications and creative methods to incite discovery, low pupil to teacher ratio to ensure personalized attention and build confidence.

Our students develop sound academic skills, sound study habits and qualities of character necessary to succeed in high school, college, and the competitive world. Each student is given the opportunity to achieve his or her full potential in a safe, supportive, loving environment preparing them for higher education, satisfying employment, and responsible citizenship. "

EVALUATION RESULTS

	Teachers	Students*	Parents*
Number of surveys returned	16	16	20
Percent satisfied with learning environment	62.5%	87.5%	95.0%
Percent satisfied with social and physical environment	75.0%	93.8%	83.3%
Percent satisfied with school-home relations	75.0%	100.0%	89.5%

*Only students at the highest middle school grade level at this school and their parents were included.

Comprehensive detail, including definitions of ratings, performance criteria, and explanations of status, is available on www.ed.sc.gov and www.eoc.sc.gov as well as school and school district websites.

Printed versions are available from school districts upon request.

Abbreviations Key

N/A Not Applicable N/AV Not Available N/C Not Collected N/R Not Reported I/S Insufficient Sample TBD To be determined

NI Newly Identified CSI Continuing School Improvement CA Corrective Action RP Plan to Restructure R Restructure DELAY School Improvement Status HOLD School Improvement Status