



SC Annual School Report Card Summary

AYNOR MIDDLE
Horry
Grades: 6-8 Enrollment: 614
Principal: Milton Frink
Superintendent: Dr. Cynthia Elsberry
Board Chair: Will Garland

PERFORMANCE

Comprehensive detail, including definitions of ratings, performance criteria, and explanations of status, is available on www.ed.sc.gov and www.eoc.sc.gov as well as school and school district websites. Printed versions are available from school districts upon request.

YEAR	ABSOLUTE RATING	GROWTH RATING	PALMETTO GOLD AND SILVER AWARD		AYP STATUS	NCLB IMPROVEMENT STATUS
			General Performance	Closing the Gap		
2011	Average	Average	TBD	TBD	Not Met	N/A
2010	Average	Average	N/A	N/A	Not Met	N/A
2009	Average	Average	N/A	N/A	Not Met	N/A

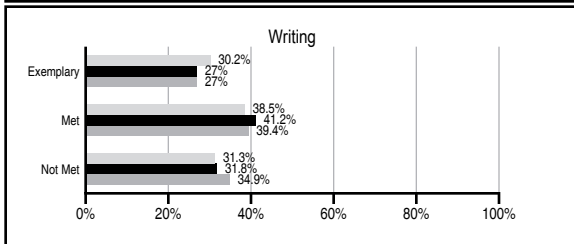
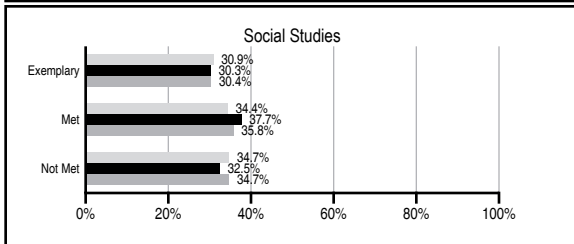
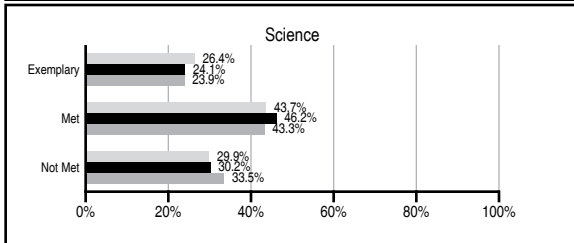
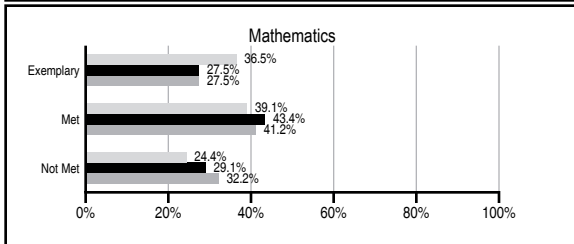
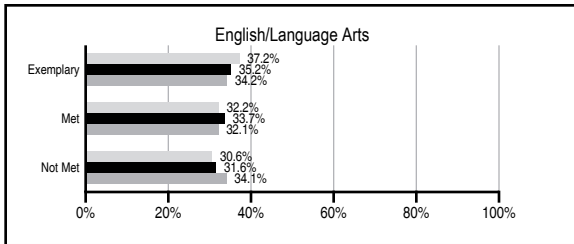
ABSOLUTE RATINGS OF MIDDLE SCHOOLS WITH STUDENTS LIKE OURS*

EXCELLENT	GOOD	AVERAGE	BELOW AVERAGE	AT-RISK
4	13	42	3	0

* Ratings are calculated with data available by 11/09/2011. Schools with Students Like Ours are Middle Schools with Poverty Indices of no more than 5% above or below the index for this school.




PASS PERFORMANCE

Our School
 Middle Schools with Students Like Ours
 Middle schools statewide



NAEP PERFORMANCE*

* Performance reported for SC and nation, data not available at school level. Percentages at NAEP Achievement Levels.



END OF COURSE TESTS - 2011

% of students scoring 70 or above on:	Our Middle School	Middle Schools with Students Like Ours
Algebra 1/Math for the Technologies 2	100.0	96.9
English 1	100.0	96.8
Biology 1/Applied Biology 2	N/A	86.3
Physical Science	N/A	99.5
US History and the Constitution	N/A	N/A
All Subjects	100.0	96.8

SC PERFORMANCE VISION

By 2020 all students will graduate with the knowledge and skills necessary to compete successfully in the global economy, participate in a democratic society and contribute positively as members of families and communities.

Abbreviations Key

N/A Not Applicable N/AV Not Available N/C Not Collected N/R Not Reported I/S Insufficient Sample TBD To be determined
 NI Newly Identified CSI Continuing School Improvement CA Corrective Action RP Plan to Restructure R Restructure DELAY School Improvement Status HOLD School Improvement Status

AYNOR MIDDLE [Horry]

SCHOOL PROFILE

	Our School	Change from Last Year	Middle Schools with Students Like Ours	Median Middle School
Students (n=614)				
Students enrolled in high school credit courses (grades 7 & 8)	31.6%	Up from 28.7%	24.8%	24.5%
Retention rate	1.1%	Down from 1.9%	0.9%	0.7%
Attendance rate	94.8%	Down from 95.8%	95.6%	95.9%
Served by gifted and talented program	26.3%	Down from 30.2%	19.0%	17.8%
With disabilities other than speech	11.1%	Down from 11.3%	10.1%	9.2%
Older than usual for grade	1.5%	Up from 1.0%	2.0%	1.5%
Out-of-school suspensions or expulsions for violent and/or criminal offenses	0.7%	Down from 1.2%	0.5%	0.4%
Annual dropout rate	0.0%	No Change	0.0%	0.0%
Teachers (n=36)				
Teachers with advanced degrees	72.2%	Up from 67.6%	60.8%	60.0%
Continuing contract teachers	80.6%	Down from 81.1%	87.5%	82.6%
Teachers returning from previous year	93.9%	Up from 91.3%	86.4%	85.6%
Teacher attendance rate	91.9%	Down from 94.3%	94.9%	95.3%
Average teacher salary*	\$54,606	Up 1.9%	\$46,413	\$46,300
Classes not taught by highly qualified teachers	0.7%	Down from 2.9%	0.0%	1.2%
Professional development days/teacher	15.0 days	Down from 17.6 days	10.2 days	9.9 days
School				
Principal's years at school	7.0	Up from 6.0	4.0	4.0
Student-teacher ratio in core subjects	23.9 to 1	Up from 22.3 to 1	21.5 to 1	21.5 to 1
Prime instructional time	85.1%	Down from 88.2%	89.6%	90.1%
Opportunities in the arts	Excellent	No Change	Good	Good
SACS accreditation	Yes	No Change	Yes	Yes
Parents attending conferences	98.0%	Up from 97.3%	97.8%	98.1%
Character development program	Good	No Change	Good	Good
Dollars spent per pupil**	\$9,354	Up 0.6%	\$7,486	\$7,634
Percent of expenditures for instruction**	60.6%	Up from 59.4%	64.2%	64.0%
Percent of expenditures for teacher salaries**	57.4%	Up from 56.0%	62.0%	61.2%
% of AYP objectives met	85.7%	Down from 90.5%	81.0%	80.5%

* Length of contract = 185+ days.

** Prior year audited financial data available.

EVALUATION RESULTS

	Teachers	Students*	Parents*
Number of surveys returned	36	170	106
Percent satisfied with learning environment	91.4%	81.2%	89.3%
Percent satisfied with social and physical environment	97.1%	82.9%	87.6%
Percent satisfied with school-home relations	97.1%	86.6%	79.4%

*Only students at the highest middle school grade level at this school and their parents were included.

REPORT OF PRINCIPAL AND SCHOOL IMPROVEMENT COUNCIL

Aynor Middle School has completed another successful school year. We continued to make progress in challenging and engaging students for instruction. Teachers participated in numerous hours of professional development on the state and local levels. We had two additional teachers earn National Board Certification this year. Students were engaged in numerous service projects in the community, such as: completing the Wounded Warrior Project for soldiers; performing musical programs at the elementary schools; volunteer work for Hoops for Heart; and raising money for Make-a-Wish Foundation. Our PTO continued to support our instruction by providing funds for teacher supplies, teacher appreciation week, and incentives and awards to encourage our students in their academic work.

Our staff continued to work hard to improve instruction by implementing high yield strategies and programs. DesCartes Learning Continuum was used daily by teachers to drive instruction. Literacy First strategies were used across the curriculum. Monitoring Independent Reading Practice (MIRP) was scheduled for twenty-five minutes a day. Response to Instruction framework for ELA was implemented on each grade level. Compass Learning was used in ELA and math as a high-yield strategy. Read 180 programs for grades 6-8 continued to enhance learning for our students. Benchmark testing in science and social studies served as a major strategy to improve instruction. The after-school tutorial program served students in social studies and science as well as ELA and math. Student failures at the end of the year were reduced by more than two-thirds from previous years. The use of parent/student email helped to reduce student referrals, suspensions, and absences. Field trip incentives played a major role in reducing student referrals as well as improving student academic performance. The data team met monthly to analyze all of our student data to make recommendations for improvement.

Aynor Middle students continued to receive recognition and many different awards. Among these were: seven students recognized for State Superintendent's Writing Awards Program; three accepted in the SC Gifted and Talented Program for the Arts at CCU; one SC Governor's School participant for the Arts & Humanities; 19 Junior Scholars, three accepted to Scholars Academy and 11 Explore scholars; eight All-County Band; 20 All-Region Band; 10 SC Ensemble; eight All-County orchestra; 29 students made All-County Chorus; 75 participated in the SC Regional Choral Festival; 10 CCU Music scholars; one HTC Reel Kids recipient; and an excellent rating at SC Middle School Chorus Music Festival, Columbia, SC.

Although we feel the quality of instruction in our school and district is high, we will always strive for improvement. We here at AMS will never stop our pursuit until excellence is achieved for all students.

Milton Frink, Principal
Jackie Woodle, School Improvement Council Chairperson
2010-11

Comprehensive detail, including definitions of ratings, performance criteria, and explanations of status, is available on www.ed.sc.gov and www.eoc.sc.gov as well as school and school district websites.

Printed versions are available from school districts upon request.

Abbreviations Key

N/A Not Applicable N/AV Not Available N/C Not Collected N/R Not Reported I/S Insufficient Sample TBD To be determined

NI Newly Identified CSI Continuing School Improvement CA Corrective Action RP Plan to Restructure R Restructure DELAY School Improvement Status HOLD School Improvement Status