



SC Annual School Report Card Summary

FORESTBROOK MIDDLE
Horry
Grades: 6-8 Enrollment: 1,053
Principal: April H. Scott
Superintendent: Dr. Cynthia Elsberry
Board Chair: Will Garland

PERFORMANCE

Comprehensive detail, including definitions of ratings, performance criteria, and explanations of status, is available on www.ed.sc.gov and www.eoc.sc.gov as well as school and school district websites. Printed versions are available from school districts upon request.

YEAR	ABSOLUTE RATING	GROWTH RATING	PALMETTO GOLD AND SILVER AWARD		AYP STATUS	NCLB IMPROVEMENT STATUS
			General Performance	Closing the Gap		
2011	Excellent	Excellent	TBD	TBD	Not Met	N/A
2010	Good	Good	Silver	N/A	Not Met	N/A
2009	Good	Average	N/A	N/A	Not Met	N/A

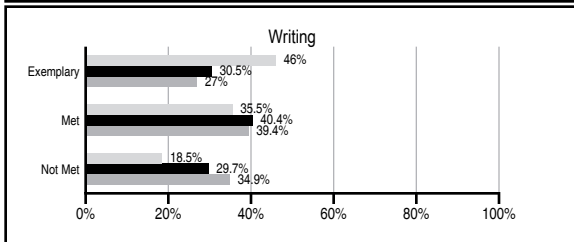
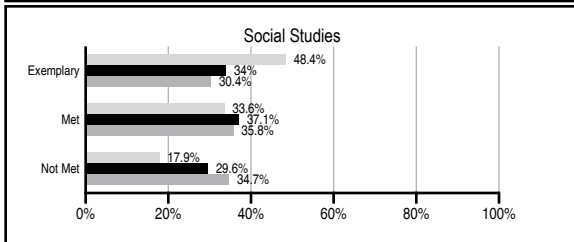
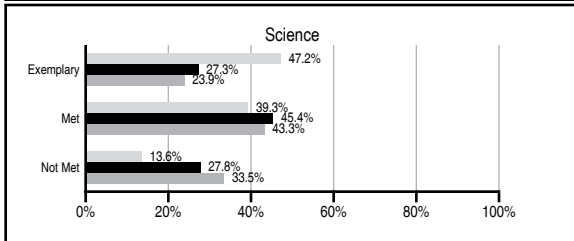
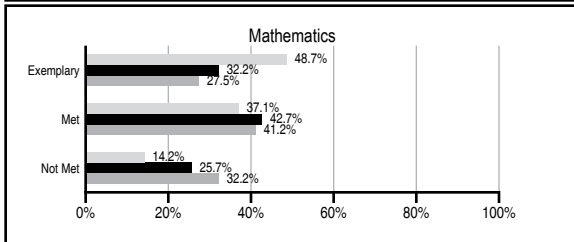
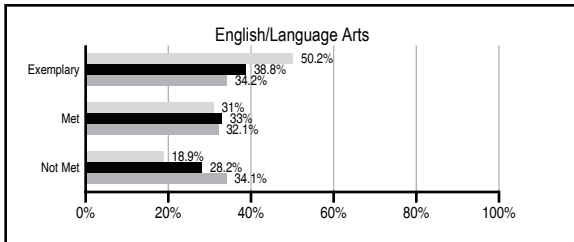
ABSOLUTE RATINGS OF MIDDLE SCHOOLS WITH STUDENTS LIKE OURS*

EXCELLENT	GOOD	AVERAGE	BELOW AVERAGE	AT-RISK
4	19	26	0	1

* Ratings are calculated with data available by 11/09/2011. Schools with Students Like Ours are Middle Schools with Poverty Indices of no more than 5% above or below the index for this school.

PASS PERFORMANCE

Our School
 Middle Schools with Students Like Ours
 Middle schools statewide



NAEP PERFORMANCE*

* Performance reported for SC and nation, data not available at school level. Percentages at NAEP Achievement Levels.



END OF COURSE TESTS - 2011

% of students scoring 70 or above on:	Our Middle School	Middle Schools with Students Like Ours
Algebra 1/Math for the Technologies 2	100.0	98.1
English 1	100.0	92.5
Biology 1/Applied Biology 2	N/A	N/A
Physical Science	N/A	31.7
US History and the Constitution	N/A	N/A
All Subjects	100.0	95.9

SC PERFORMANCE VISION

By 2020 all students will graduate with the knowledge and skills necessary to compete successfully in the global economy, participate in a democratic society and contribute positively as members of families and communities.

Abbreviations Key

N/A Not Applicable N/AV Not Available N/C Not Collected N/R Not Reported I/S Insufficient Sample TBD To be determined
 NI Newly Identified CSI Continuing School Improvement CA Corrective Action RP Plan to Restructure R Restructure DELAY School Improvement Status HOLD School Improvement Status

FORESTBROOK MIDDLE [Horry]

SCHOOL PROFILE

	Our School	Change from Last Year	Middle Schools with Students Like Ours	Median Middle School
Students (n=1,053)				
Students enrolled in high school credit courses (grades 7 & 8)	32.2%	Down from 40.9%	30.4%	24.5%
Retention rate	0.2%	Down from 0.3%	0.6%	0.7%
Attendance rate	96.6%	Up from 95.5%	96.0%	95.9%
Served by gifted and talented program	36.2%	Down from 37.6%	21.1%	17.8%
With disabilities other than speech	10.4%	Down from 15.1%	9.0%	9.2%
Older than usual for grade	0.4%	Down from 0.8%	1.2%	1.5%
Out-of-school suspensions or expulsions for violent and/or criminal offenses	1.4%	Down from 1.6%	0.5%	0.4%
Annual dropout rate	0.0%	No Change	0.0%	0.0%
Teachers (n=65)				
Teachers with advanced degrees	58.5%	Up from 53.7%	61.0%	60.0%
Continuing contract teachers	84.6%	Down from 85.1%	84.2%	82.6%
Teachers returning from previous year	91.9%	Down from 92.8%	85.7%	85.6%
Teacher attendance rate	95.5%	Up from 94.6%	95.5%	95.3%
Average teacher salary*	\$51,115	Down 0.1%	\$46,663	\$46,300
Classes not taught by highly qualified teachers	1.0%	Up from 0.9%	0.0%	1.2%
Professional development days/teacher	16.4 days	Down from 20.8 days	9.6 days	9.9 days
School				
Principal's years at school	1.0	Down from 3.0	3.0	4.0
Student-teacher ratio in core subjects	19.3 to 1	Down from 22.8 to 1	23.0 to 1	21.5 to 1
Prime instructional time	90.8%	Up from 88.9%	90.2%	90.1%
Opportunities in the arts	Excellent	No Change	Good	Good
SACS accreditation	Yes	No Change	Yes	Yes
Parents attending conferences	99.8%	Down from 100.0%	99.4%	98.1%
Character development program	Excellent	Up from Good	Good	Good
Dollars spent per pupil**	\$7,663	Down 2.3%	\$7,328	\$7,634
Percent of expenditures for instruction**	66.6%	Up from 64.8%	64.4%	64.0%
Percent of expenditures for teacher salaries**	63.9%	Up from 60.5%	62.1%	61.2%
% of AYP objectives met	93.1%	No Change	81.0%	80.5%

* Length of contract = 185+ days.

** Prior year audited financial data available.

EVALUATION RESULTS

	Teachers	Students*	Parents*
Number of surveys returned	38	328	174
Percent satisfied with learning environment	91.9%	79.6%	86.5%
Percent satisfied with social and physical environment	97.4%	85.2%	87.7%
Percent satisfied with school-home relations	94.7%	87.0%	79.4%

*Only students at the highest middle school grade level at this school and their parents were included.

REPORT OF PRINCIPAL AND SCHOOL IMPROVEMENT COUNCIL

Forestbrook Middle School is committed to lifelong learning by challenging students with innovative curriculum, teaching with high expectations, and cultivating individual talents. Our school wide focus is collaboration. Our teachers have worked together to increase effectiveness through weekly grade level subject area meetings and reflection with the use of MAP test results as well as benchmark test results to individualize their teaching strategies and reach all students.

Forestbrook Middle School continues to foster academic excellence and encourage participation in extra-curricular activities. Many of our students have received recognition for both performing arts and academic accomplishments. We had a wonderful and successful year. We experienced gains in our test scores, our Mock Trial won the state competition for the second year in a row, and Eileen Patonay, our career development counselor, won state and national awards for our Career Development program. Our students have participated in service learning for special needs students, cancer research, and orphans in Afghanistan. We have partnered with the community for fundraisers and activities to encourage our students in their career interest. Our students were able to sing the national anthem at the Myrtle Beach Pelicans minor league baseball stadium, and one of our students threw out the first pitch of the game.

Our parents and community members play an integral role in support of our school and its success. This year, we underwent renovation and construction and are blessed to have several new classrooms, a special needs classroom, computer labs, and several new lockers as well as increased parking and traffic flow improvements. We are very proud of our accomplishments; Forestbrook Middle School will continue to strive for excellence in all we do in the future.

Sincerely,

April Scott, Principal
Sharon Vaught, School Improvement Council Chair

Comprehensive detail, including definitions of ratings, performance criteria, and explanations of status, is available on www.ed.sc.gov and www.eoc.sc.gov as well as school and school district websites.

Printed versions are available from school districts upon request.

Abbreviations Key

N/A Not Applicable N/AV Not Available N/C Not Collected N/R Not Reported I/S Insufficient Sample TBD To be determined

NI Newly Identified CSI Continuing School Improvement CA Corrective Action RP Plan to Restructure R Restructure DELAY School Improvement Status HOLD School Improvement Status