



# SC Annual School Report Card Summary

**NORTH MYRTLE BEACH MIDDLE**  
**Horry**  
**Grades: 6-8** Enrollment: 983  
**Principal: Virginia W. Horton**  
**Superintendent: Dr. Cynthia Elsberry**  
**Board Chair: Will Garland**

## PERFORMANCE

Comprehensive detail, including definitions of ratings, performance criteria, and explanations of status, is available on [www.ed.sc.gov](http://www.ed.sc.gov) and [www.eoc.sc.gov](http://www.eoc.sc.gov) as well as school and school district websites. Printed versions are available from school districts upon request.

YEAR	ABSOLUTE RATING	GROWTH RATING	PALMETTO GOLD AND SILVER AWARD		AYP STATUS	NCLB IMPROVEMENT STATUS
			General Performance	Closing the Gap		
2011	Good	Good	TBD	TBD	Not Met	N/A
2010	Good	Good	Silver	N/A	Not Met	N/A
2009	Good	Average	N/A	N/A	Not Met	N/A

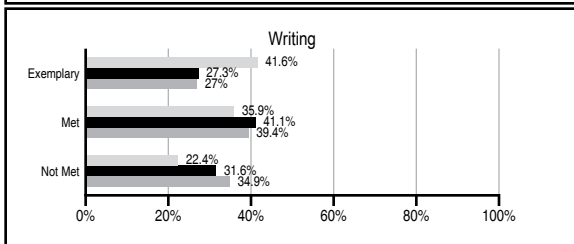
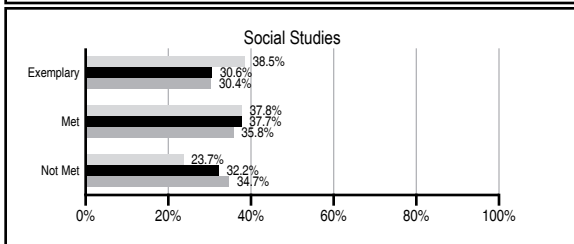
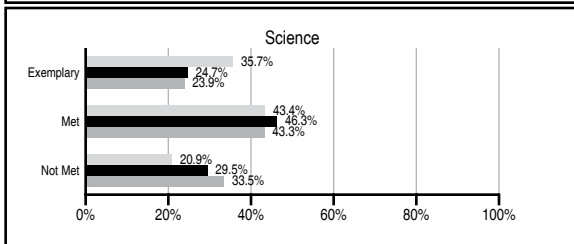
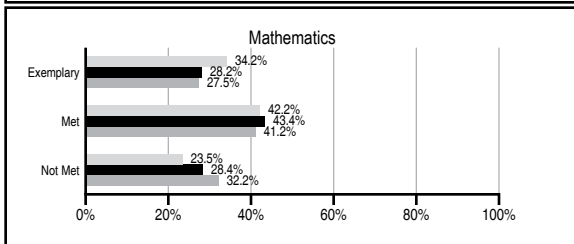
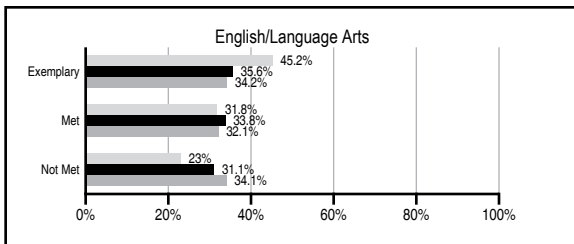
## ABSOLUTE RATINGS OF MIDDLE SCHOOLS WITH STUDENTS LIKE OURS\*

EXCELLENT	GOOD	AVERAGE	BELOW AVERAGE	AT-RISK
4	13	43	2	0

\* Ratings are calculated with data available by 11/09/2011. Schools with Students Like Ours are Middle Schools with Poverty Indices of no more than 5% above or below the index for this school.

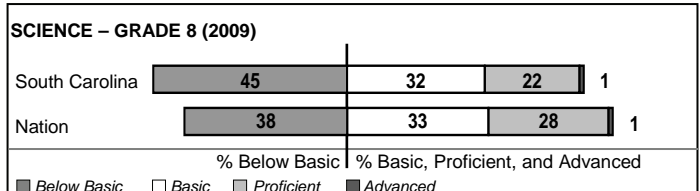
## PASS PERFORMANCE

Our School
  Middle Schools with Students Like Ours
  Middle schools statewide



## NAEP PERFORMANCE\*

\* Performance reported for SC and nation, data not available at school level. Percentages at NAEP Achievement Levels.



## END OF COURSE TESTS - 2011

% of students scoring 70 or above on:	Our Middle School	Middle Schools with Students Like Ours
Algebra 1/Math for the Technologies 2	100.0	96.9
English 1	100.0	95.7
Biology 1/Applied Biology 2	N/A	86.3
Physical Science	N/A	98.4
US History and the Constitution	N/A	N/A
All Subjects	100.0	96.6

## SC PERFORMANCE VISION

*By 2020 all students will graduate with the knowledge and skills necessary to compete successfully in the global economy, participate in a democratic society and contribute positively as members of families and communities.*

### Abbreviations Key

N/A Not Applicable N/AV Not Available N/C Not Collected N/R Not Reported I/S Insufficient Sample TBD To be determined  
 NI Newly Identified CSI Continuing School Improvement CA Corrective Action RP Plan to Restructure R Restructure DELAY School Improvement Status HOLD School Improvement Status

# NORTH MYRTLE BEACH MIDDLE [Horry]

## SCHOOL PROFILE

	Our School	Change from Last Year	Middle Schools with Students Like Ours	Median Middle School
<b>Students (n=983)</b>				
Students enrolled in high school credit courses (grades 7 & 8)	21.8%	Down from 29.2%	27.4%	24.5%
Retention rate	1.1%	Up from 0.6%	0.9%	0.7%
Attendance rate	97.3%	Up from 96.8%	95.6%	95.9%
Served by gifted and talented program	28.6%	Up from 28.2%	19.0%	17.8%
With disabilities other than speech	9.3%	Down from 12.4%	10.2%	9.2%
Older than usual for grade	1.0%	Down from 1.3%	2.0%	1.5%
Out-of-school suspensions or expulsions for violent and/or criminal offenses	1.1%	Up from 0.8%	0.5%	0.4%
Annual dropout rate	0.0%	No Change	0.0%	0.0%
<b>Teachers (n=62)</b>				
Teachers with advanced degrees	61.3%	Up from 50.8%	61.0%	60.0%
Continuing contract teachers	96.8%	Up from 95.1%	88.5%	82.6%
Teachers returning from previous year	91.2%	Up from 89.7%	86.6%	85.6%
Teacher attendance rate	95.0%	Down from 95.5%	94.9%	95.3%
Average teacher salary*	\$52,840	Up 2.0%	\$46,544	\$46,300
Classes not taught by highly qualified teachers	1.4%	Up from 0.0%	0.0%	1.2%
Professional development days/teacher	15.9 days	Down from 16.0 days	9.8 days	9.9 days
<b>School</b>				
Principal's years at school	7.0	Up from 6.0	4.0	4.0
Student-teacher ratio in core subjects	23.5 to 1	Up from 23.4 to 1	21.5 to 1	21.5 to 1
Prime instructional time	90.3%	Down from 91.2%	89.7%	90.1%
Opportunities in the arts	Good	No Change	Good	Good
SACS accreditation	Yes	No Change	Yes	Yes
Parents attending conferences	98.6%	Up from 96.9%	97.4%	98.1%
Character development program	Good	No Change	Good	Good
Dollars spent per pupil**	\$8,248	Down 0.1%	\$7,489	\$7,634
Percent of expenditures for instruction**	64.1%	Down from 64.7%	64.4%	64.0%
Percent of expenditures for teacher salaries**	61.0%	Up from 60.4%	62.2%	61.2%
% of AYP objectives met	66.7%	Down from 92.0%	81.0%	80.5%

\* Length of contract = 185+ days.

\*\* Prior year audited financial data available.

## EVALUATION RESULTS

	Teachers	Students*	Parents*
Number of surveys returned	64	293	143
Percent satisfied with learning environment	98.4%	77.4%	91.5%
Percent satisfied with social and physical environment	98.4%	82.1%	86.4%
Percent satisfied with school-home relations	98.4%	87.3%	84.3%

\*Only students at the highest middle school grade level at this school and their parents were included.

## REPORT OF PRINCIPAL AND SCHOOL IMPROVEMENT COUNCIL

North Myrtle Beach Middle School's students and staff achieved a number of noteworthy accomplishments during the 2010-11 school year.

Fifty-one students were designated as a scholar by one or more sets of testing. Seven of our seventh grade students were designated as Duke Tip Scholars based on their performance on the SAT or the ACT, and thirty-eight of our eighth grade students qualified as South Carolina Junior Scholars based on their performance on the PSAT. Twenty-seven of our eighth graders qualified as Explore Scholars based on Explore testing and one eighth grade student qualified as a John Hopkins Scholar. One hundred forty-nine of our 7th and 8th grade students were inducted into Junior Beta Club based on their academic achievement.

Our students also excelled in the fine arts area. Nine students were selected to perform in All County Chorus, fourteen students were selected to perform in All County Orchestra, and ten students were selected to perform in All County Band. Additionally, three of our band students were chosen for All Regional band. One of our orchestra students was chosen for All Regional Orchestra and advanced to All State Orchestra.

The school continues to offer a strong academic program for all students. Qualifying students may enroll in the following high school credit classes: English I Honors, Algebra I Honors, and Geometry Honors. The results of state End of Course Testing for 2011 show that our students in English I and Algebra I had a 100% pass rate.

The school continues to implement a school-wide focus on literacy across the curriculum. We have implemented intensive language arts classes and strategic reading classes to assist students with identified needs in literacy. Our staff has spent time this year learning about literacy interventions, teaching strategically, and engaging students through talking, writing, investigating, reading, and listening.

We continued our transition program for our eighth grade students who entered high school this year. Our guidance department completed personal meetings with each of our eighth grade students and their parents to develop an individualized graduation plan (IGP), and our high school hosted two transition nights in May for our 8th grade students and their parents.

North Myrtle Beach Middle School received an "All Clear" accreditation status from the State Department of Education for the year and continues to be accredited through the Southern Association of Schools and Colleges.

We are proud of the accomplishments of our students, and we continue our "Quest for the Best" for all of our students at North Myrtle Beach Middle School.

Virginia W. Horton, Principal  
Cindy Thompson, School Improvement Council Chair  
2010-11

Comprehensive detail, including definitions of ratings, performance criteria, and explanations of status, is available on [www.ed.sc.gov](http://www.ed.sc.gov) and [www.eoc.sc.gov](http://www.eoc.sc.gov) as well as school and school district websites.

Printed versions are available from school districts upon request.

### Abbreviations Key

N/A Not Applicable N/AV Not Available N/C Not Collected N/R Not Reported I/S Insufficient Sample TBD To be determined

NI Newly Identified CSI Continuing School Improvement CA Corrective Action RP Plan to Restructure R Restructure DELAY School Improvement Status HOLD School Improvement Status