



SC Annual School Report Card Summary

EDGEWOOD MIDDLE
Greenwood 52
Grades: 6-8 Enrollment: 391
Principal: Kelly Fisher
Superintendent: Dr. Mark Petersen
Board Chair: Mr. Sam Corley

PERFORMANCE

Comprehensive detail, including definitions of ratings, performance criteria, and explanations of status, is available on www.ed.sc.gov and www.eoc.sc.gov as well as school and school district websites. Printed versions are available from school districts upon request.

YEAR	ABSOLUTE RATING	GROWTH RATING	PALMETTO GOLD AND SILVER AWARD		AYP STATUS	NCLB IMPROVEMENT STATUS
			General Performance	Closing the Gap		
2011	Average	Good	TBD	TBD	Not Met	N/A
2010	Average	Average	N/A	N/A	Met	N/A
2009	Average	Average	N/A	N/A	Met	N/A

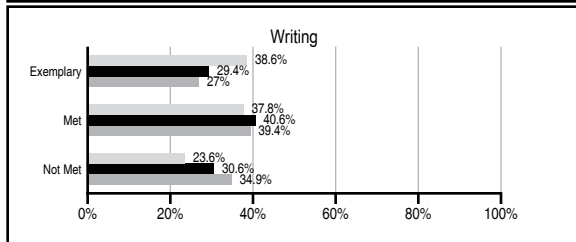
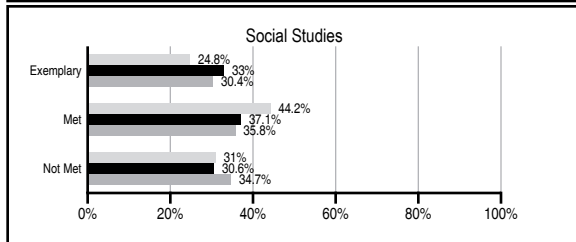
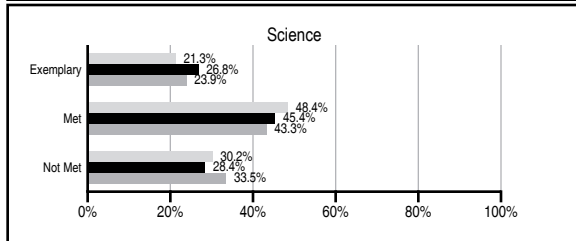
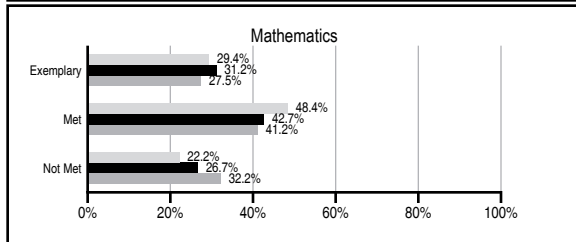
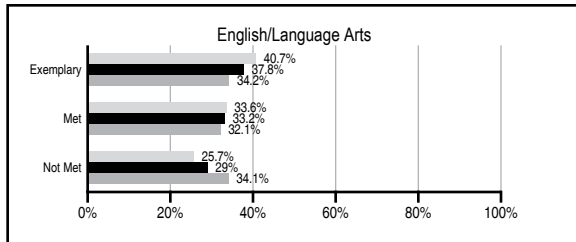
ABSOLUTE RATINGS OF MIDDLE SCHOOLS WITH STUDENTS LIKE OURS*

EXCELLENT	GOOD	AVERAGE	BELOW AVERAGE	AT-RISK
3	16	30	0	1

* Ratings are calculated with data available by 11/09/2011. Schools with Students Like Ours are Middle Schools with Poverty Indices of no more than 5% above or below the index for this school.

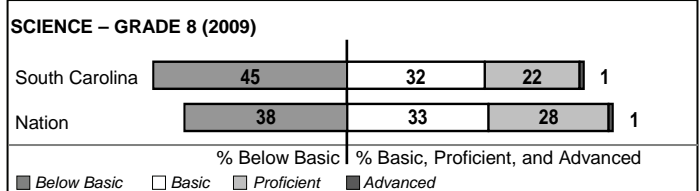

PASS PERFORMANCE

Our School
 Middle Schools with Students Like Ours
 Middle schools statewide



NAEP PERFORMANCE*

* Performance reported for SC and nation, data not available at school level. Percentages at NAEP Achievement Levels.



END OF COURSE TESTS - 2011

% of students scoring 70 or above on:	Our Middle School	Middle Schools with Students Like Ours
Algebra 1/Math for the Technologies 2	64.9	98.0
English 1	N/A	92.9
Biology 1/Applied Biology 2	N/A	N/A
Physical Science	N/A	43.6
US History and the Constitution	N/A	N/A
All Subjects	64.9	96.0

SC PERFORMANCE VISION

By 2020 all students will graduate with the knowledge and skills necessary to compete successfully in the global economy, participate in a democratic society and contribute positively as members of families and communities.

Abbreviations Key

N/A Not Applicable N/AV Not Available N/C Not Collected N/R Not Reported I/S Insufficient Sample TBD To be determined
 NI Newly Identified CSI Continuing School Improvement CA Corrective Action RP Plan to Restructure R Restructure DELAY School Improvement Status HOLD School Improvement Status

EDGEWOOD MIDDLE [Greenwood 52]

SCHOOL PROFILE

	Our School	Change from Last Year	Middle Schools with Students Like Ours	Median Middle School
Students (n=391)				
Students enrolled in high school credit courses (grades 7 & 8)	48.2%	Up from 11.9%	30.8%	24.5%
Retention rate	0.8%	Down from 1.0%	0.6%	0.7%
Attendance rate	96.3%	Up from 96.0%	96.0%	95.9%
Served by gifted and talented program	28.5%	Down from 30.3%	21.1%	17.8%
With disabilities other than speech	8.2%	Up from 7.8%	9.2%	9.2%
Older than usual for grade	0.8%	Down from 1.9%	1.2%	1.5%
Out-of-school suspensions or expulsions for violent and/or criminal offenses	0.8%	Up from 0.0%	0.6%	0.4%
Annual dropout rate	0.0%	No Change	0.0%	0.0%
Teachers (n=26)				
Teachers with advanced degrees	50.0%	Up from 48.0%	61.4%	60.0%
Continuing contract teachers	76.9%	Up from 68.0%	85.7%	82.6%
Teachers returning from previous year	86.9%	Down from 87.0%	86.8%	85.6%
Teacher attendance rate	94.3%	Down from 96.5%	95.4%	95.3%
Average teacher salary*	\$44,784	Down 1.2%	\$46,746	\$46,300
Classes not taught by highly qualified teachers	0.0%	No Change	0.0%	1.2%
Professional development days/teacher	12.6 days	Up from 12.2 days	9.2 days	9.9 days
School				
Principal's years at school	0.0	Down from 5.0	4.0	4.0
Student-teacher ratio in core subjects	23.1 to 1	Down from 24.4 to 1	22.9 to 1	21.5 to 1
Prime instructional time	89.6%	Down from 91.6%	90.1%	90.1%
Opportunities in the arts	Good	No Change	Good	Good
SACS accreditation	Yes	No Change	Yes	Yes
Parents attending conferences	100.0%	Up from 99.6%	99.3%	98.1%
Character development program	Excellent	No Change	Good	Good
Dollars spent per pupil**	\$6,989	Down 8.4%	\$7,346	\$7,634
Percent of expenditures for instruction**	64.5%	Up from 63.2%	64.5%	64.0%
Percent of expenditures for teacher salaries**	59.2%	Up from 58.6%	62.4%	61.2%
% of AYP objectives met	88.2%	Down from 100.0%	81.0%	80.5%

* Length of contract = 185+ days.

** Prior year audited financial data available.

EVALUATION RESULTS

	Teachers	Students*	Parents*
Number of surveys returned	21	122	54
Percent satisfied with learning environment	95.2%	63.1%	82.7%
Percent satisfied with social and physical environment	90.5%	75.4%	64.2%
Percent satisfied with school-home relations	84.2%	85.0%	75.5%

*Only students at the highest middle school grade level at this school and their parents were included.

Comprehensive detail, including definitions of ratings, performance criteria, and explanations of status, is available on www.ed.sc.gov and www.eoc.sc.gov as well as school and school district websites.

Printed versions are available from school districts upon request.

REPORT OF PRINCIPAL AND SCHOOL IMPROVEMENT COUNCIL

Edgewood Middle School had a very successful year in 2010-2011. We are extremely proud of the fact that our students, staff, and parents worked hard to meet the 2010 requirements for Annual Yearly Progress. We continued our focus on school-wide literacy by encouraging students to read 25 books annually. Teachers in all subject areas planned and implemented reading and writing activities that enriched the curriculum and focused on standards.

This past year all 8th graders took Algebra I as a foundational course in preparation for high school. Our 2010 passage rate was 96.9%. We are hoping to see gains in the spring 2011 PASS scores. Our 6th grade used a block scheduling program which allowed additional, uninterrupted math and English language arts classes. An additional math teacher helped reduce class sizes. Seventh and eighth grade schedules allowed for block English Language Arts. Additional Explore classes provided students with a variety of experiences while building on math and ELA fundamentals.

We continued our after school programs; Academic Enrichment, Honor's Chorus, EMS sports, and NSHS band. All were a success! We continue to use MAP testing to be a strong indicator of PASS performance. MAP data is extremely helpful in designing classroom instruction and meeting individual needs.

Our school climate improved with the implementation of PBIS (Positive Behavior Intervention and Support). Students focused on respect, manners, and safety. They were recognized throughout the year for demonstrating positive behaviors and improvements in these areas.

Our focus on career education continued with an increase in classroom speakers from the community. Guests shared how current job skills related to specific content areas. Our Career Day had over 25 local business and agency participants. All students participated in Job Shadow day by entering the work field and getting hands-on experience in various careers.

Edgewood feels strongly that students should give back to the community through service. In 2010-2011, students donated writing supplies to students overseas through the Piedmont Reading Council, sent necessary personal supplies to a local SC National Guard troop stationed overseas, donated to the Salvation Army and the Greenwood Humane Society, raised money for the American Red Cross, and made a donation to the Make-A-Wish foundation to name a few. Eighth grade ELA teachers and students partnered with the Greenwood Library to implement a literacy project.

Our staff attended many professional learning opportunities and several earned advanced degrees. Our PTO and SIC teams were a vital support to the staff. PTO held fundraisers that made many student and staff events possible while the SIC worked to build better communication between the school, parents and community. They also worked tirelessly on updating school renewal plans. We anticipate a great 2011-2012 and hope that you drop by to see learning in progress. Success is our only option!

Principal- Kelly Fisher
SIC Chair- Thomasenia Goode, Laurey Carpenter

Abbreviations Key

N/A Not Applicable N/AV Not Available N/C Not Collected N/R Not Reported I/S Insufficient Sample TBD To be determined
NI Newly Identified CSI Continuing School Improvement CA Corrective Action RP Plan to Restructure R Restructure DELAY School Improvement Status HOLD School Improvement Status