



SC Annual School Report Card Summary

NORTHSIDE MIDDLE
Greenwood 50
Grades: 6-8 Enrollment: 733
Principal: Cynthia Storer
Superintendent: Darrell Johnson
Board Chair: Debrah Miller

PERFORMANCE

Comprehensive detail, including definitions of ratings, performance criteria, and explanations of status, is available on www.ed.sc.gov and www.eoc.sc.gov as well as school and school district websites. Printed versions are available from school districts upon request.

| YEAR | ABSOLUTE RATING | GROWTH RATING | PALMETTO GOLD AND SILVER AWARD | | AYP STATUS | NCLB IMPROVEMENT STATUS |
|------|-----------------|---------------|--------------------------------|-----------------|------------|-------------------------|
| | | | General Performance | Closing the Gap | | |
| 2011 | Good | Good | TBD | TBD | Not Met | N/A |
| 2010 | Average | Average | N/A | N/A | Not Met | N/A |
| 2009 | Average | Average | N/A | N/A | Not Met | N/A |

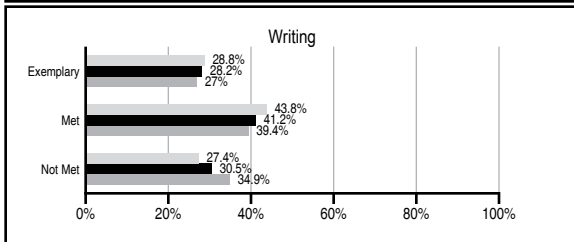
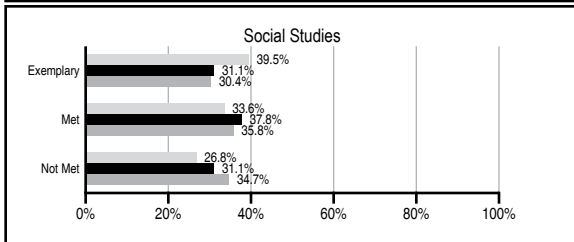
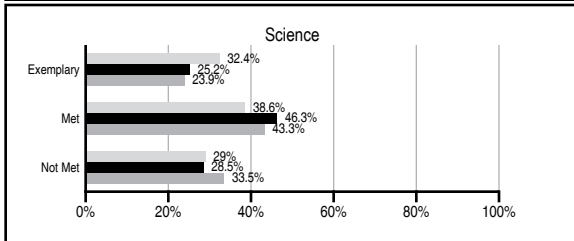
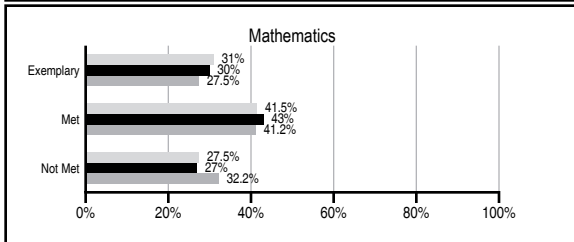
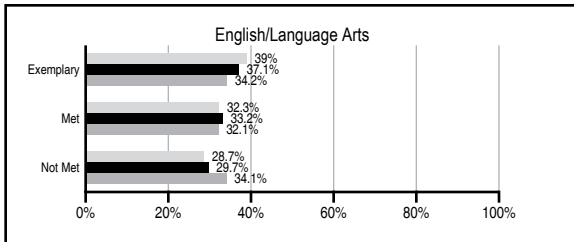
ABSOLUTE RATINGS OF MIDDLE SCHOOLS WITH STUDENTS LIKE OURS*

| EXCELLENT | GOOD | AVERAGE | BELOW AVERAGE | AT-RISK |
|-----------|------|---------|---------------|---------|
| 3 | 16 | 38 | 0 | 0 |

* Ratings are calculated with data available by 11/09/2011. Schools with Students Like Ours are Middle Schools with Poverty Indices of no more than 5% above or below the index for this school.

PASS PERFORMANCE

Our School Middle Schools with Students Like Ours Middle schools statewide



NAEP PERFORMANCE*

* Performance reported for SC and nation, data not available at school level. Percentages at NAEP Achievement Levels.



END OF COURSE TESTS - 2011

| % of students scoring 70 or above on: | Our Middle School | Middle Schools with Students Like Ours |
|---------------------------------------|-------------------|--|
| Algebra 1/Math for the Technologies 2 | 100.0 | 97.2 |
| English 1 | 100.0 | 96.3 |
| Biology 1/Applied Biology 2 | N/A | 87.5 |
| Physical Science | N/A | 78.4 |
| US History and the Constitution | N/A | N/A |
| All Subjects | 100.0 | 96.8 |

SC PERFORMANCE VISION

By 2020 all students will graduate with the knowledge and skills necessary to compete successfully in the global economy, participate in a democratic society and contribute positively as members of families and communities.

Abbreviations Key

N/A Not Applicable N/AV Not Available N/C Not Collected N/R Not Reported I/S Insufficient Sample TBD To be determined
 NI Newly Identified CSI Continuing School Improvement CA Corrective Action RP Plan to Restructure R Restructure DELAY School Improvement Status HOLD School Improvement Status

NORTHSIDE MIDDLE [Greenwood 50]

SCHOOL PROFILE

| | Our School | Change from Last Year | Middle Schools with Students Like Ours | Median Middle School |
|--|------------|-----------------------|--|----------------------|
| Students (n=733) | | | | |
| Students enrolled in high school credit courses (grades 7 & 8) | 46.7% | Up from 45.8% | 24.8% | 24.5% |
| Retention rate | 1.4% | Down from 2.8% | 0.8% | 0.7% |
| Attendance rate | 95.1% | Up from 95.0% | 95.8% | 95.9% |
| Served by gifted and talented program | 21.1% | Up from 18.0% | 21.1% | 17.8% |
| With disabilities other than speech | 13.4% | Down from 14.6% | 10.3% | 9.2% |
| Older than usual for grade | 2.1% | Down from 5.4% | 1.5% | 1.5% |
| Out-of-school suspensions or expulsions for violent and/or criminal offenses | 1.6% | No Change | 0.6% | 0.4% |
| Annual dropout rate | 0.0% | Down from 0.2% | 0.0% | 0.0% |
| Teachers (n=47) | | | | |
| Teachers with advanced degrees | 61.7% | Down from 71.1% | 61.3% | 60.0% |
| Continuing contract teachers | 87.2% | Up from 86.7% | 87.1% | 82.6% |
| Teachers returning from previous year | 86.9% | Down from 91.2% | 87.4% | 85.6% |
| Teacher attendance rate | 92.5% | Down from 94.2% | 95.4% | 95.3% |
| Average teacher salary* | \$48,894 | Up 2.7% | \$46,603 | \$46,300 |
| Classes not taught by highly qualified teachers | 0.0% | No Change | 0.0% | 1.2% |
| Professional development days/teacher | 13.0 days | Up from 11.2 days | 10.1 days | 9.9 days |
| School | | | | |
| Principal's years at school | 1.0 | Down from 6.0 | 4.0 | 4.0 |
| Student-teacher ratio in core subjects | 21.5 to 1 | Up from 19.7 to 1 | 22.7 to 1 | 21.5 to 1 |
| Prime instructional time | 86.5% | Down from 88.4% | 90.0% | 90.1% |
| Opportunities in the arts | Good | No Change | Good | Good |
| SACS accreditation | Yes | No Change | Yes | Yes |
| Parents attending conferences | 96.5% | Up from 83.9% | 99.4% | 98.1% |
| Character development program | Excellent | Up from At-Risk | Good | Good |
| Dollars spent per pupil** | \$7,321 | Down 1.1% | \$7,443 | \$7,634 |
| Percent of expenditures for instruction** | 67.3% | Up from 65.2% | 64.5% | 64.0% |
| Percent of expenditures for teacher salaries** | 65.0% | Up from 63.6% | 62.6% | 61.2% |
| % of AYP objectives met | 69.0% | Down from 93.1% | 81.0% | 80.5% |

* Length of contract = 185+ days.

** Prior year audited financial data available.

EVALUATION RESULTS

| | Teachers | Students* | Parents* |
|--|----------|-----------|----------|
| Number of surveys returned | 47 | 217 | 124 |
| Percent satisfied with learning environment | 84.8% | 77.9% | 81.8% |
| Percent satisfied with social and physical environment | 85.1% | 81.5% | 75.6% |
| Percent satisfied with school-home relations | 85.1% | 85.6% | 79.3% |

*Only students at the highest middle school grade level at this school and their parents were included.

REPORT OF PRINCIPAL AND SCHOOL IMPROVEMENT COUNCIL

“Scholarly Knights: A Northside Tradition” was the Northside Middle School theme for the 2010-2011 school year with an emphasis was on improving academic achievement. Our school mission is to ensure that all learners achieve personal success through an atmosphere of respect, responsibility and readiness to learn.

There are many examples of outstanding academic achievement for this year. Seventy-six percent of all students increased Math scores and sixty-four percent of all students increased Reading scores on the Measures of Academic Progress (MAP) Tests. Twenty-seven students were recognized as Junior Scholars. Forty-five students received a scale score of 100 on the Algebra I End-of-Course Test. Two hundred and forty-four students participated in a celebration for reaching MAP growth goals in Reading and Math. In addition, three hundred and twelve students participated in a celebration for reaching their MAP goal in one academic area. Our Northside Academic Challenge Team received 1st place for South Carolina in the Knowledge Master Open State Competition and 1st place in our district competition.

The addition of the AVID (Advancement via Individual Determination) Program was also a tremendous success. The goal of the AVID program is to close the achievement gap by preparing all students for college readiness and success in a global society. The forty-one sixth graders in our first group made that goal a reality. They participated in quarterly goal setting and academic awards, went on several college visits, learned how to take Cornell notes, and kept an organizational binder. Family nights were held throughout the year and guest speakers provided motivation and career information. We are proud to note that one of our AVID classes had the highest percentage of students meeting their MAP goal in the entire school.

This year also marked the beginning of our Positive Behavior Intervention and Support (PBIS) Initiative. Positive behaviors were identified, taught, modeled, and acknowledged throughout the school. Students collected Medieval Money and earned rewards for exhibiting positive behaviors. Good Behavior celebrations were held each quarter to recognize appropriate behaviors. Our data for the year shows that our number of suspensions decreased by forty percent and office referrals by almost twenty percent. Our continued goal for this program is to develop positive civil and social behaviors while improving our school climate.

We would like to say a special thank you to all of our students, parents, teachers, counselors, administrators, and support staff who work together to make Northside Middle School a learning community that truly empowers students with the skills and attitudes needed to succeed in life. We look forward to continued success and improvement in the future.

Michelle Timmerman, SIC Chairperson
Cynthia C. Storer, Principal

Comprehensive detail, including definitions of ratings, performance criteria, and explanations of status, is available on www.ed.sc.gov and www.eoc.sc.gov as well as school and school district websites.

Printed versions are available from school districts upon request.

Abbreviations Key

N/A Not Applicable N/AV Not Available N/C Not Collected N/R Not Reported I/S Insufficient Sample TBD To be determined

NI Newly Identified CSI Continuing School Improvement CA Corrective Action RP Plan to Restructure R Restructure DELAY School Improvement Status HOLD School Improvement Status