

SC Annual School Report Card Summary

MAULDIN MIDDLE

Greenville

Grades: 6-8

Enrollment: 1,169

Principal: Rosia D. Gardner

Superintendent: Dr. Phinnize J. Fisher

Board Chair: Roger Meek

PERFORMANCE

Comprehensive detail, including definitions of ratings, performance criteria, and explanations of status, is available on www.ed.sc.gov and www.eoc.sc.gov as well as school and school district websites. Printed versions are available from school districts upon request.

YEAR	ABSOLUTE RATING	GROWTH RATING	PALMETTO GOLD AND SILVER AWARD		AYP STATUS	NCLB IMPROVEMENT STATUS
			General Performance	Closing the Gap		
2011	Good	Good	TBD	TBD	Not Met	N/A
2010	Good	Good	Silver	Silver	Not Met	N/A
2009	Average	Average	N/A	N/A	Not Met	N/A

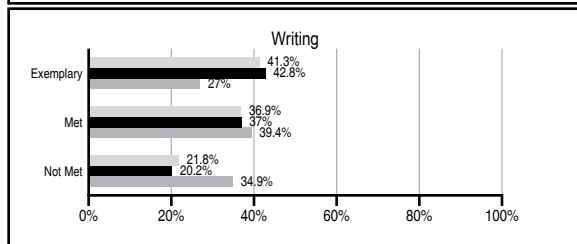
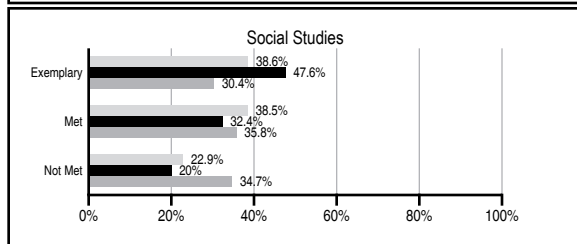
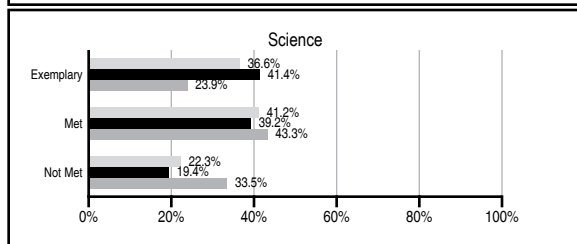
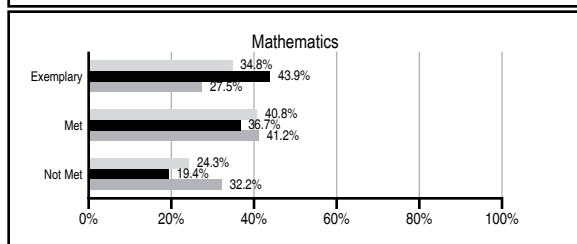
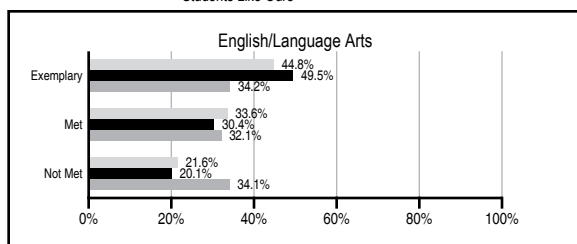
ABSOLUTE RATINGS OF MIDDLE SCHOOLS WITH STUDENTS LIKE OURS*

EXCELLENT	GOOD	AVERAGE	BELOW AVERAGE	AT-RISK
8	1	0	0	0

* Ratings are calculated with data available by 11/09/2011. Schools with Students Like Ours are Middle Schools with Poverty Indices of no more than 5% above or below the index for this school.

PASS PERFORMANCE

Our School Middle Schools with Students Like Ours Middle schools statewide



NAEP PERFORMANCE*

* Performance reported for SC and nation, data not available at school level. Percentages at NAEP Achievement Levels.

READING – GRADE 8 (2011)

South Carolina	28	45	25	2
Nation	25	43	29	3
% Below Basic % Basic, Proficient, and Advanced				
	Below Basic	Basic	Proficient	Advanced

MATH – GRADE 8 (2011)

South Carolina	30	38	25	7
Nation	28	39	26	8
% Below Basic % Basic, Proficient, and Advanced				
	Below Basic	Basic	Proficient	Advanced

SCIENCE – GRADE 8 (2009)

South Carolina	45	32	22	1
Nation	38	33	28	1
% Below Basic % Basic, Proficient, and Advanced				
	Below Basic	Basic	Proficient	Advanced

END OF COURSE TESTS - 2011

% of students scoring 70 or above on:	Our Middle School	Middle Schools with Students Like Ours
Algebra 1/Math for the Technologies 2	99.1	99.1
English 1	98.3	99.1
Biology 1/Applied Biology 2	N/A	N/A
Physical Science	N/A	100.0
US History and the Constitution	N/A	N/A
All Subjects	98.8	99.2

SC PERFORMANCE VISION

By 2020 all students will graduate with the knowledge and skills necessary to compete successfully in the global economy, participate in a democratic society and contribute positively as members of families and communities.

Abbreviations Key

N/A Not Applicable N/AV Not Available N/C Not Collected N/R Not Reported I/S Insufficient Sample TBD To be determined

NI Newly Identified CSI Continuing School Improvement CA Corrective Action RP Plan to Restructure R Restructure DELAY School Improvement Status HOLD School Improvement Status

MAULDIN MIDDLE [Greenville]

SCHOOL PROFILE

	Our School	Change from Last Year	Middle Schools with Students Like Ours	Median Middle School
Students (n=1,169)				
Students enrolled in high school credit courses (grades 7 & 8)	50.7%	Up from 44.8%	49.1%	24.5%
Retention rate	0.9%	Down from 1.2%	0.4%	0.7%
Attendance rate	97.1%	Up from 96.9%	96.3%	95.9%
Served by gifted and talented program	26.0%	Up from 24.5%	30.3%	17.8%
With disabilities other than speech	8.4%	Down from 9.1%	8.1%	9.2%
Older than usual for grade	0.9%	Up from 0.8%	0.8%	1.5%
Out-of-school suspensions or expulsions for violent and/or criminal offenses	0.8%	No Change	0.8%	0.4%
Annual dropout rate	0.0%	No Change	0.0%	0.0%
Teachers (n=59)				
Teachers with advanced degrees	69.5%	Up from 68.2%	66.7%	60.0%
Continuing contract teachers	96.6%	Up from 89.4%	88.2%	82.6%
Teachers returning from previous year	93.7%	Up from 91.9%	86.7%	85.6%
Teacher attendance rate	95.3%	Down from 97.8%	95.1%	95.3%
Average teacher salary*	\$51,000	Up 4.9%	\$48,243	\$46,300
Classes not taught by highly qualified teachers	1.5%	Up from 1.4%	1.9%	1.2%
Professional development days/teacher	6.8 days	Up from 5.5 days	7.9 days	9.9 days
School				
Principal's years at school	12.0	Up from 11.0	3.0	4.0
Student-teacher ratio in core subjects	26.0 to 1	Up from 24.1 to 1	24.2 to 1	21.5 to 1
Prime instructional time	92.6%	Down from 95.1%	90.6%	90.1%
Opportunities in the arts	Excellent	No Change	Good	Good
SACS accreditation	Yes	No Change	Yes	Yes
Parents attending conferences	100.0%	Up from 98.4%	90.9%	98.1%
Character development program	Good	No Change	Good	Good
Dollars spent per pupil**	\$5,762	Down 4.9%	\$6,726	\$7,634
Percent of expenditures for instruction**	66.0%	Down from 67.6%	62.7%	64.0%
Percent of expenditures for teacher salaries**	65.1%	Up from 64.4%	61.7%	61.2%
% of AYP objectives met	93.9%	Up from 93.5%	89.5%	80.5%

* Length of contract = 185+ days.

** Prior year audited financial data available.

EVALUATION RESULTS

	Teachers	Students*	Parents*
Number of surveys returned	59	322	169
Percent satisfied with learning environment	94.9%	67.6%	83.3%
Percent satisfied with social and physical environment	94.9%	72.8%	82.6%
Percent satisfied with school-home relations	93.2%	80.9%	79.6%

*Only students at the highest middle school grade level at this school and their parents were included.

REPORT OF PRINCIPAL AND SCHOOL IMPROVEMENT COUNCIL

Mauldin Middle School has been in existence for twelve years. Our numerous accomplishments have been made through the conscious efforts of our teachers, students, parents, administrators and community members.

We continue to closely analyze our test scores in order to maximize our staff development strategies and increase the number of students meeting or exceeding the state standard on the Palmetto Assessment of State Standards (PASS). Our teachers are Highly Qualified as defined by the No Child Left Behind Act, and twenty-two of our teachers are National Board Certified Teachers. The school motto of "Expect the Best" encourages all of our students to strive for their best grades, excellent behavior and impressive attendance. Mauldin Middle School has been named a Red Carpet School twice due to our family friendly environment and outstanding customer service. We were named the South Carolina Recycling School of the Year by DHEC for our school and community based recycling efforts.

The Mauldin Mustangs, our collective athletic, academic and performing groups, continue to distinguish themselves in district, state and national competitions. In conjunction with our school PTA, each student is given multiple opportunities to enhance his or her self awareness through Beta Club, Sandlapper Club, Science Club, Student Council, Service Learning Corps, Step Team, Band, Strings, Chorus, as well as our athletic and academic teams. Our drama students capped off the academic year with an extraordinary performance of "The Wonderful Wizard of Oz" in April.

Our PTA, School Improvement Council, Band and Athletic Booster Clubs have joined our business partners, including Publix, Arby's, Chic-Fil-A, Panera Bread and Sam's Wholesale Club, to provide both teachers and students with additional resources and assistance in the successes we have enjoyed this year.

Our school staff worked diligently as our school and district achieved international recognition as a high quality school system when awarded National Accreditation from AdvancED Worldwide, a distinguished mark of quality for the school system, its schools, students, teachers, and community. Each staff member contributed suggestions and strategies to develop our Strategic Plan as we addressed each goal of the Greenville County Schools' Education Plan.

We are proud of what we have accomplished in each of our twelve years and we look forward to being a leader in middle school education for many years to come.

Rosia Gardner, Principal
Tim Bishop, School Improvement Council Chair

Comprehensive detail, including definitions of ratings, performance criteria, and explanations of status, is available on www.ed.sc.gov and www.eoc.sc.gov as well as school and school district websites.

Printed versions are available from school districts upon request.

Abbreviations Key

N/A Not Applicable N/AV Not Available N/C Not Collected N/R Not Reported I/S Insufficient Sample TBD To be determined
NI Newly Identified CSI Continuing School Improvement CA Corrective Action RP Plan to Restructure R Restructure DELAY School Improvement Status HOLD School Improvement Status