

SC Annual School Report Card Summary

TANGLEWOOD MIDDLE

Greenville

Grades: 6-8

Enrollment: 555

Principal: William Price

Superintendent: Dr. Phinnize J. Fisher

Board Chair: Roger Meek

PERFORMANCE

Comprehensive detail, including definitions of ratings, performance criteria, and explanations of status, is available on www.ed.sc.gov and www.eoc.sc.gov as well as school and school district websites. Printed versions are available from school districts upon request.

YEAR	ABSOLUTE RATING	GROWTH RATING	PALMETTO GOLD AND SILVER AWARD		AYP STATUS	NCLB IMPROVEMENT STATUS
			General Performance	Closing the Gap		
2011	Below Average	Average	TBD	TBD	Not Met	R
2010	Below Average	Below Average	N/A	N/A	Not Met	R
2009	Below Average	Below Average	N/A	N/A	Not Met	R

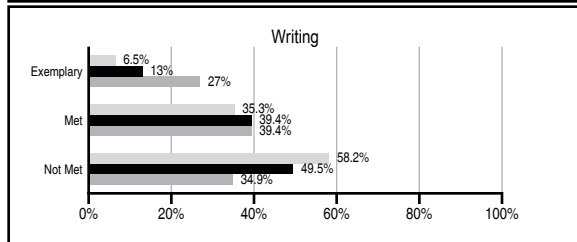
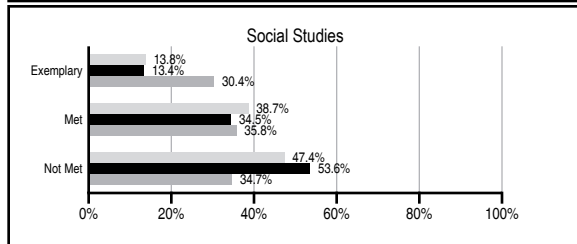
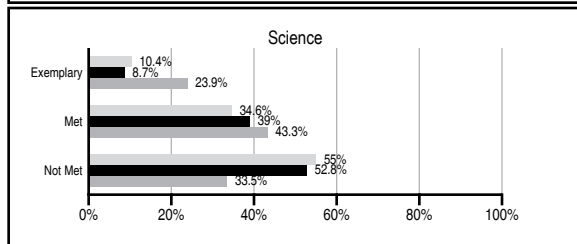
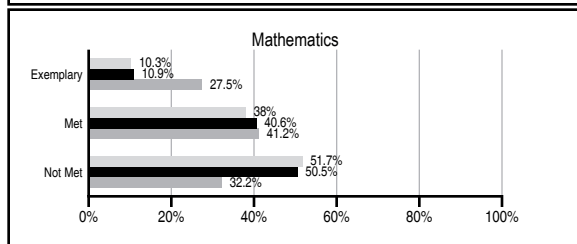
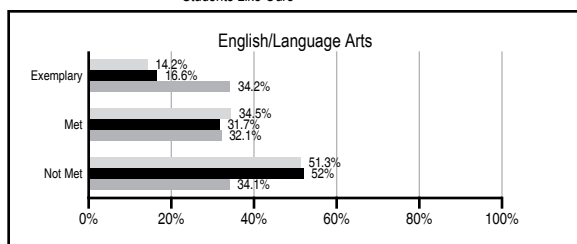
ABSOLUTE RATINGS OF MIDDLE SCHOOLS WITH STUDENTS LIKE OURS*

EXCELLENT	GOOD	AVERAGE	BELOW AVERAGE	AT-RISK
0	0	11	25	25

* Ratings are calculated with data available by 11/09/2011. Schools with Students Like Ours are Middle Schools with Poverty Indices of no more than 5% above or below the index for this school.

PASS PERFORMANCE

Our School Middle Schools with Students Like Ours Middle schools statewide



NAEP PERFORMANCE*

* Performance reported for SC and nation, data not available at school level. Percentages at NAEP Achievement Levels.

READING – GRADE 8 (2011)

South Carolina	28	45	25	2
Nation	25	43	29	3
% Below Basic % Basic, Proficient, and Advanced				
Below Basic Basic Proficient Advanced				

MATH – GRADE 8 (2011)

South Carolina	30	38	25	7
Nation	28	39	26	8
% Below Basic % Basic, Proficient, and Advanced				
Below Basic Basic Proficient Advanced				

SCIENCE – GRADE 8 (2009)

South Carolina	45	32	22	1
Nation	38	33	28	1
% Below Basic % Basic, Proficient, and Advanced				
Below Basic Basic Proficient Advanced				

END OF COURSE TESTS - 2011

% of students scoring 70 or above on:	Our Middle School	Middle Schools with Students Like Ours
Algebra 1/Math for the Technologies 2	100.0	88.2
English 1	87.5	86.2
Biology 1/Applied Biology 2	N/A	22.7
Physical Science	N/A	16.8
US History and the Constitution	N/A	N/A
All Subjects	91.7	87.3

SC PERFORMANCE VISION

By 2020 all students will graduate with the knowledge and skills necessary to compete successfully in the global economy, participate in a democratic society and contribute positively as members of families and communities.

Abbreviations Key

N/A Not Applicable N/AV Not Available N/C Not Collected N/R Not Reported I/S Insufficient Sample TBD To be determined

NI Newly Identified CSI Continuing School Improvement CA Corrective Action RP Plan to Restructure R Restructure DELAY School Improvement Status HOLD School Improvement Status

TANGLEWOOD MIDDLE [Greenville]

SCHOOL PROFILE

	Our School	Change from Last Year	Middle Schools with Students Like Ours	Median Middle School
Students (n=555)				
Students enrolled in high school credit courses (grades 7 & 8)	13.1%	Down from 17.8%	13.2%	24.5%
Retention rate	1.2%	Down from 2.1%	1.0%	0.7%
Attendance rate	95.2%	Down from 95.4%	95.3%	95.9%
Served by gifted and talented program	3.9%	Down from 4.8%	5.4%	17.8%
With disabilities other than speech	18.1%	Down from 19.9%	11.2%	9.2%
Older than usual for grade	2.3%	No Change	3.4%	1.5%
Out-of-school suspensions or expulsions for violent and/or criminal offenses	1.1%	Up from 0.8%	0.3%	0.4%
Annual dropout rate	0.0%	No Change	0.0%	0.0%
Teachers (n=45)				
Teachers with advanced degrees	60.0%	Up from 51.1%	59.8%	60.0%
Continuing contract teachers	88.9%	Up from 82.2%	67.3%	82.6%
Teachers returning from previous year	87.3%	Up from 86.2%	77.3%	85.6%
Teacher attendance rate	94.7%	Down from 96.1%	95.4%	95.3%
Average teacher salary*	\$44,510	Up 1.9%	\$44,262	\$46,300
Classes not taught by highly qualified teachers	11.2%	Up from 2.0%	6.1%	1.2%
Professional development days/teacher	13.0 days	Up from 6.1 days	10.4 days	9.9 days
School				
Principal's years at school	3.0	Up from 2.0	3.0	4.0
Student-teacher ratio in core subjects	18.9 to 1	Down from 19.0 to 1	17.9 to 1	21.5 to 1
Prime instructional time	89.8%	Down from 92.5%	89.2%	90.1%
Opportunities in the arts	Excellent	Up from Good	Good	Good
SACS accreditation	Yes	No Change	Yes	Yes
Parents attending conferences	99.1%	Down from 100.0%	98.0%	98.1%
Character development program	Good	Down from Excellent	Good	Good
Dollars spent per pupil**	\$8,185	Up 4.0%	\$10,043	\$7,634
Percent of expenditures for instruction**	62.9%	Up from 62.3%	60.1%	64.0%
Percent of expenditures for teacher salaries**	61.0%	Up from 60.3%	55.8%	61.2%
% of AYP objectives met	69.0%	Down from 86.2%	70.6%	80.5%

* Length of contract = 185+ days.

** Prior year audited financial data available.

EVALUATION RESULTS

	Teachers	Students*	Parents*
Number of surveys returned	39	111	13
Percent satisfied with learning environment	74.4%	75.7%	61.5%
Percent satisfied with social and physical environment	91.9%	77.1%	53.8%
Percent satisfied with school-home relations	33.3%	78.3%	69.2%

*Only students at the highest middle school grade level at this school and their parents were included.

REPORT OF PRINCIPAL AND SCHOOL IMPROVEMENT COUNCIL

Tanglewood Middle School is continuing to work diligently with the SREB (Southern Region Educational Board) in the Making Middle Grades Work initiative with a continued focus on creating professional learning communities and making data-based decisions to improve student achievement. Our school collects, correlates, and disaggregates data to make informed decisions about student achievement. Our teachers work closely together in teams and plan collaboratively to maximize success.

In 2011-2012, our professional focus will be working to increase rigor in the classrooms. Teachers and administrators will be working directly with the Greenville County Chamber of Commerce to implement Continuous Quality Improvement (CQI) tools designed to assist students with goal setting and problem solving. We will also be using the Springboard curriculum to prepare our students for advanced placement classes.

We will continue to utilize a computer-based program, Fast ForWord, to target needed areas of improvement in reading. This program, as implemented at Tanglewood Middle School, reached its highest level of performances during the 2010-2011 school year. Students participating in the program yielded an average growth rate of 1.5 years in reading in one semester.

Tanglewood will continue to use the I Can Learn lab (ICL) as a resource to increase the mathematical potential of students in grades six through eight. This computer-based program is designed to differentiate instruction and provide extra support for students who may need additional assistance in mathematics.

Our school will be in the third year of implementation of a school wide PBIS (Positive Behavior Interventions and Support) model focusing on the acronym PRIDE. (Prepared to Learn; Respectful; Interacting positively; Dressed for success; Engaged) Our students and community are familiar with Tanglewood's expectations which are taught and reinforced through lessons from our staff members. We continue to focus our attention on positive interaction, character development, and mentoring.

We have challenges to overcome with the rigors of AYP and No Child Left Behind, but we are confident that our students will move forward and make improvements with excellent instruction and attention to data.

Our School is committed to the students, families and communities we serve. It takes the combined efforts of these stakeholders to make Tanglewood Middle a great school! Together we will achieve performance excellence!

William C. Price, Principal
Dr. Rick Menzer, SIC Chair
Evaluations by

Comprehensive detail, including definitions of ratings, performance criteria, and explanations of status, is available on www.ed.sc.gov and www.eoc.sc.gov as well as school and school district websites.

Printed versions are available from school districts upon request.

Abbreviations Key

N/A Not Applicable N/AV Not Available N/C Not Collected N/R Not Reported I/S Insufficient Sample TBD To be determined
NI Newly Identified CSI Continuing School Improvement CA Corrective Action RP Plan to Restructure R Restructure DELAY School Improvement Status HOLD School Improvement Status