

# SC Annual School Report Card Summary

**NORTHWEST MIDDLE**

**Greenville**

**Grades: 6-8**

**Enrollment: 849**

**Principal: Lee Givins**

**Superintendent: Dr. Phinnize J. Fisher**

**Board Chair: Roger Meek**

## PERFORMANCE

Comprehensive detail, including definitions of ratings, performance criteria, and explanations of status, is available on [www.ed.sc.gov](http://www.ed.sc.gov) and [www.eoc.sc.gov](http://www.eoc.sc.gov) as well as school and school district websites. Printed versions are available from school districts upon request.

YEAR	ABSOLUTE RATING	GROWTH RATING	PALMETTO GOLD AND SILVER AWARD		AYP STATUS	NCLB IMPROVEMENT STATUS
			General Performance	Closing the Gap		
2011	Average	Average	TBD	TBD	Not Met	N/A
2010	Average	Average	N/A	N/A	Not Met	N/A
2009	Average	Below Average	N/A	N/A	Not Met	N/A

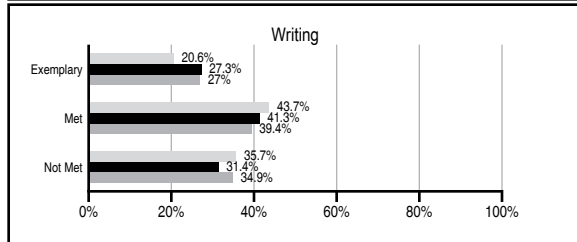
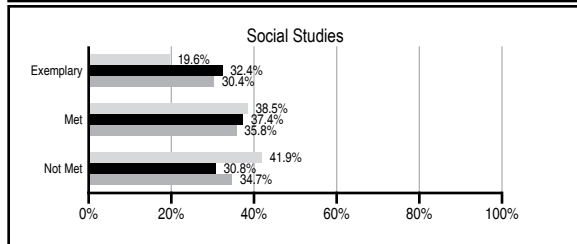
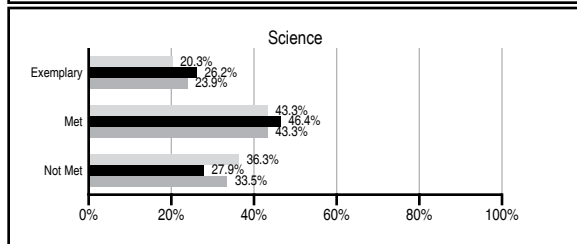
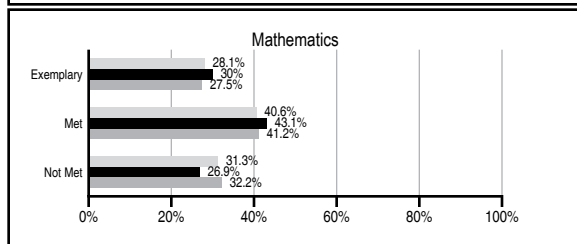
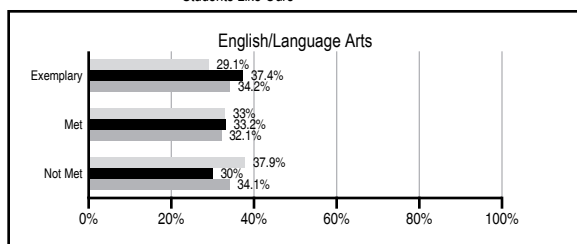
## ABSOLUTE RATINGS OF MIDDLE SCHOOLS WITH STUDENTS LIKE OURS\*

EXCELLENT	GOOD	AVERAGE	BELOW AVERAGE	AT-RISK
3	17	37	0	0

\* Ratings are calculated with data available by 11/09/2011. Schools with Students Like Ours are Middle Schools with Poverty Indices of no more than 5% above or below the index for this school.

## PASS PERFORMANCE

Our School Middle Schools with Students Like Ours Middle schools statewide



## NAEP PERFORMANCE\*

\* Performance reported for SC and nation, data not available at school level. Percentages at NAEP Achievement Levels.

### READING – GRADE 8 (2011)

South Carolina	28	45	25	2
Nation	25	43	29	3
% Below Basic   % Basic, Proficient, and Advanced				
	Below Basic	Basic	Proficient	Advanced

### MATH – GRADE 8 (2011)

South Carolina	30	38	25	7
Nation	28	39	26	8
% Below Basic   % Basic, Proficient, and Advanced				
	Below Basic	Basic	Proficient	Advanced

### SCIENCE – GRADE 8 (2009)

South Carolina	45	32	22	1
Nation	38	33	28	1
% Below Basic   % Basic, Proficient, and Advanced				
	Below Basic	Basic	Proficient	Advanced

## END OF COURSE TESTS - 2011

% of students scoring 70 or above on:	Our Middle School	Middle Schools with Students Like Ours
Algebra 1/Math for the Technologies 2	96.5	98.0
English 1	100.0	96.5
Biology 1/Applied Biology 2	N/A	86.3
Physical Science	N/A	82.0
US History and the Constitution	N/A	N/A
All Subjects	97.6	97.5

## SC PERFORMANCE VISION

*By 2020 all students will graduate with the knowledge and skills necessary to compete successfully in the global economy, participate in a democratic society and contribute positively as members of families and communities.*

### Abbreviations Key

N/A Not Applicable N/AV Not Available N/C Not Collected N/R Not Reported I/S Insufficient Sample TBD To be determined

NI Newly Identified CSI Continuing School Improvement CA Corrective Action RP Plan to Restructure R Restructure DELAY School Improvement Status HOLD School Improvement Status

NORTHWEST MIDDLE [Greenville]

SCHOOL PROFILE

	Our School	Change from Last Year	Middle Schools with Students Like Ours	Median Middle School
Students (n=849)				
Students enrolled in high school credit courses (grades 7 & 8)	17.1%	Up from 15.0%	23.2%	24.5%
Retention rate	2.3%	Up from 2.1%	0.9%	0.7%
Attendance rate	94.3%	Down from 94.6%	95.7%	95.9%
Served by gifted and talented program	18.7%	Up from 15.7%	20.3%	17.8%
With disabilities other than speech	14.0%	Down from 15.5%	10.3%	9.2%
Older than usual for grade	2.3%	Down from 2.4%	1.5%	1.5%
Out-of-school suspensions or expulsions for violent and/or criminal offenses	1.1%	Up from 0.7%	0.5%	0.4%
Annual dropout rate	0.0%	Down from 0.2%	0.0%	0.0%
Teachers (n=40)				
Teachers with advanced degrees	67.5%	Up from 66.7%	61.0%	60.0%
Continuing contract teachers	87.5%	Down from 93.8%	87.1%	82.6%
Teachers returning from previous year	89.3%	Up from 88.4%	86.9%	85.6%
Teacher attendance rate	92.9%	Down from 96.0%	95.0%	95.3%
Average teacher salary*	\$48,219	Up 0.7%	\$46,642	\$46,300
Classes not taught by highly qualified teachers	0.0%	No Change	0.0%	1.2%
Professional development days/teacher	10.4 days	Up from 8.5 days	9.6 days	9.9 days
School				
Principal's years at school	10.0	Up from 9.0	4.0	4.0
Student-teacher ratio in core subjects	26.9 to 1	Down from 28.9 to 1	21.6 to 1	21.5 to 1
Prime instructional time	88.8%	Down from 90.6%	89.9%	90.1%
Opportunities in the arts	Good	No Change	Good	Good
SACS accreditation	Yes	No Change	Yes	Yes
Parents attending conferences	91.0%	Down from 99.9%	98.0%	98.1%
Character development program	Good	Up from Average	Good	Good
Dollars spent per pupil**	\$5,973	Down 5.9%	\$7,483	\$7,634
Percent of expenditures for instruction**	63.1%	Down from 64.0%	64.9%	64.0%
Percent of expenditures for teacher salaries**	62.2%	Up from 61.3%	62.7%	61.2%
% of AYP objectives met	66.7%	Down from 90.5%	81.0%	80.5%

\* Length of contract = 185+ days.  
\*\* Prior year audited financial data available.

REPORT OF PRINCIPAL AND SCHOOL IMPROVEMENT COUNCIL

Northwest Middle School is dedicated to the empowerment of students through innovative learning experiences. The student population is a diverse mix of cultural, socio-economic, and ethnic groups drawn from a wide geographic area in northern Greenville County. Northwest is an authorized International Baccalaureate Middle Years Program involving all students.

Classroom teachers use Measures of Academic Progress (MAP) and PASS data to target student learning. Teachers also utilize the district constructed content and pacing guides to provide beneficial lessons and information to students. Students who need reinforcement in math and reading are provided with classes aimed at increasing their knowledge in these areas.

Many of our teachers have earned reputations as excellent classroom instructors. For several years they have been recognized in the top ten teachers of the year for the district. The SIC and PTSA continue to support our teachers and students in their quest for excellence in all they do. The SIC has recognized students earning A's in all subject areas with a luncheon at the end of grading periods. We recognize the importance of aligning instruction with standards in order to produce improved educational results of students.

The communities of Travelers Rest, Marietta, and Slater continue to support the mission and vision of Northwest Middle School. These communities have benefited from countless service hours provided by students through participation in the IB program and BETA club. Student involvement in community organizations, churches, and service groups make a difference for the residents of northern Greenville County.

Lee Givins, Principal  
David Reaney, SIC Chair

EVALUATION RESULTS

	Teachers	Students*	Parents*
Number of surveys returned	46	250	25
Percent satisfied with learning environment	95.7%	73.3%	62.5%
Percent satisfied with social and physical environment	97.8%	74.8%	50.0%
Percent satisfied with school-home relations	87.0%	82.9%	68.0%

\*Only students at the highest middle school grade level at this school and their parents were included.

Comprehensive detail, including definitions of ratings, performance criteria, and explanations of status, is available on [www.ed.sc.gov](http://www.ed.sc.gov) and [www.eoc.sc.gov](http://www.eoc.sc.gov) as well as school and school district websites.

Printed versions are available from school districts upon request.