

SC Annual School Report Card Summary

NORTHWOOD MIDDLE

Greenville

Grades: 6-8

Enrollment: 867

Principal: Richard Griffin

Superintendent: Dr. Phinnize J. Fisher

Board Chair: Roger Meek

PERFORMANCE

Comprehensive detail, including definitions of ratings, performance criteria, and explanations of status, is available on www.ed.sc.gov and www.eoc.sc.gov as well as school and school district websites. Printed versions are available from school districts upon request.

YEAR	ABSOLUTE RATING	GROWTH RATING	PALMETTO GOLD AND SILVER AWARD		AYP STATUS	NCLB IMPROVEMENT STATUS
			General Performance	Closing the Gap		
2011	Good	Good	TBD	TBD	Not Met	N/A
2010	Good	Good	Silver	N/A	Not Met	N/A
2009	Average	Average	N/A	N/A	Not Met	N/A

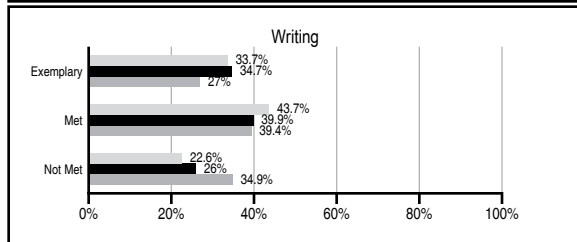
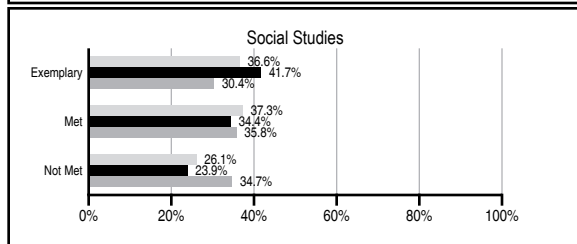
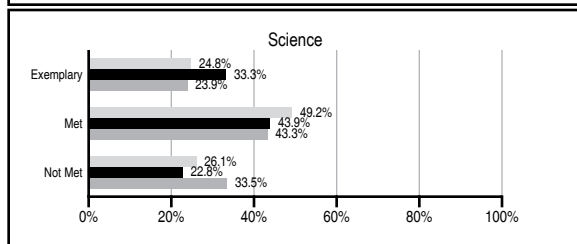
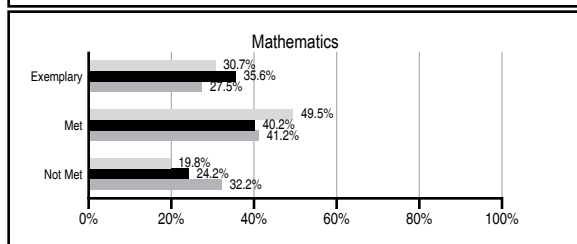
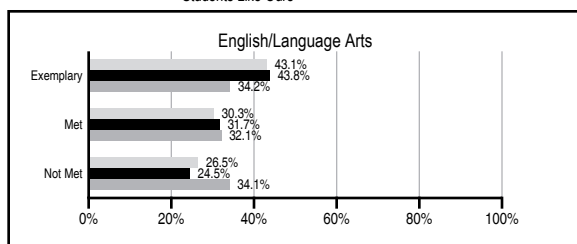
ABSOLUTE RATINGS OF MIDDLE SCHOOLS WITH STUDENTS LIKE OURS*

EXCELLENT	GOOD	AVERAGE	BELOW AVERAGE	AT-RISK
14	16	9	1	0

* Ratings are calculated with data available by 11/09/2011. Schools with Students Like Ours are Middle Schools with Poverty Indices of no more than 5% above or below the index for this school.

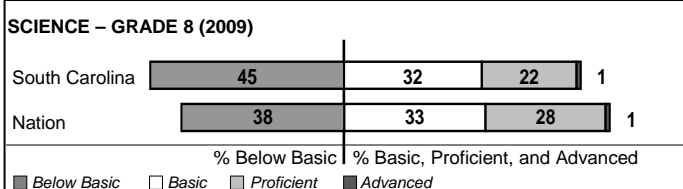


PASS PERFORMANCE

Our School Middle Schools with Students Like Ours Middle schools statewide



NAEP PERFORMANCE*

* Performance reported for SC and nation, data not available at school level. Percentages at NAEP Achievement Levels.



END OF COURSE TESTS - 2011

% of students scoring 70 or above on:	Our Middle School	Middle Schools with Students Like Ours
Algebra 1/Math for the Technologies 2	98.7	97.0
English 1	95.8	96.6
Biology 1/Applied Biology 2	N/A	94.8
Physical Science	N/A	26.4
US History and the Constitution	N/A	100
All Subjects	98.0	96.3

SC PERFORMANCE VISION

By 2020 all students will graduate with the knowledge and skills necessary to compete successfully in the global economy, participate in a democratic society and contribute positively as members of families and communities.

Abbreviations Key

N/A Not Applicable N/AV Not Available N/C Not Collected N/R Not Reported I/S Insufficient Sample TBD To be determined

NI Newly Identified CSI Continuing School Improvement CA Corrective Action RP Plan to Restructure R Restructure DELAY School Improvement Status HOLD School Improvement Status

NORTHWOOD MIDDLE [Greenville]

SCHOOL PROFILE

	Our School	Change from Last Year	Middle Schools with Students Like Ours	Median Middle School
Students (n=867)				
Students enrolled in high school credit courses (grades 7 & 8)	28.5%	Down from 53.9%	34.2%	24.5%
Retention rate	1.0%	Up from 0.6%	0.4%	0.7%
Attendance rate	95.5%	Down from 96.2%	96.2%	95.9%
Served by gifted and talented program	23.8%	Up from 22.7%	24.4%	17.8%
With disabilities other than speech	10.4%	Down from 12.8%	8.3%	9.2%
Older than usual for grade	1.3%	Up from 1.1%	0.9%	1.5%
Out-of-school suspensions or expulsions for violent and/or criminal offenses	0.7%	Up from 0.2%	0.4%	0.4%
Annual dropout rate	0.0%	No Change	0.0%	0.0%
Teachers (n=50)				
Teachers with advanced degrees	60.0%	Down from 60.8%	61.1%	60.0%
Continuing contract teachers	82.0%	Down from 84.3%	83.3%	82.6%
Teachers returning from previous year	90.7%	Up from 88.6%	88.5%	85.6%
Teacher attendance rate	93.1%	Down from 96.1%	95.2%	95.3%
Average teacher salary*	\$48,431	Up 1.8%	\$47,342	\$46,300
Classes not taught by highly qualified teachers	0.0%	No Change	0.8%	1.2%
Professional development days/teacher	10.1 days	Up from 9.8 days	9.9 days	9.9 days
School				
Principal's years at school	12.5	Up from 11.5	5.0	4.0
Student-teacher ratio in core subjects	28.4 to 1	Up from 24.4 to 1	23.4 to 1	21.5 to 1
Prime instructional time	89.5%	Down from 92.4%	90.6%	90.1%
Opportunities in the arts	Excellent	No Change	Excellent	Good
SACS accreditation	Yes	No Change	Yes	Yes
Parents attending conferences	100.0%	Up from 95.9%	98.5%	98.1%
Character development program	Below Average	Down from Good	Excellent	Good
Dollars spent per pupil**	\$6,113	Down 1.0%	\$7,026	\$7,634
Percent of expenditures for instruction**	66.2%	Up from 65.6%	65.3%	64.0%
Percent of expenditures for teacher salaries**	65.3%	Up from 64.7%	63.8%	61.2%
% of AYP objectives met	79.3%	Down from 93.1%	84.1%	80.5%

* Length of contract = 185+ days.

** Prior year audited financial data available.

EVALUATION RESULTS

	Teachers	Students*	Parents*
Number of surveys returned	28	274	195
Percent satisfied with learning environment	89.3%	81.0%	82.9%
Percent satisfied with social and physical environment	89.3%	86.0%	85.5%
Percent satisfied with school-home relations	96.4%	86.3%	74.5%

*Only students at the highest middle school grade level at this school and their parents were included.

REPORT OF PRINCIPAL AND SCHOOL IMPROVEMENT COUNCIL

Northwood Middle School continues to be a successful middle school with strong involvement of parents through our PTA, SIC and volunteer opportunities. The school's motto is "Northwood: A Community of Learners." Our open door policy encourages parents to come in and be an integral part of their child's education.

Northwood has completed its third year in the new facility and its impact can be felt throughout the program. The building is equipped with Promethean Boards in every classroom, including the gym, two fully equipped computer labs, and three portable lap top carts. The number of computer labs will increase to three next year as Computer Keyboarding will be put back into the curriculum after a one-year lay-off due to budget cuts. Northwood is also in its third year of its uniform dress code which requires students to wear khaki shorts/pants with solid colored shirts. This has had a tremendous impact on the quality of the students' performance. An indicator of the progress Northwood students are making is the elevation of our Absolute and Improvement Ratings to "Good". This led to Northwood being named a "Silver Award" winning school

Northwood's academic achievement goals for the past year were based on the PASS test. They called for a five percent (5%) increase in the number of students scoring proficient or better both for the student body as a whole and for the sub-group of African-Americans. PASS results were not in yet to include in this report. As with all schools in the state, Northwood experienced cutbacks due to a decrease in state funding. Northwood kept its academic program intact as far as class sizes are concerned. Northwood's academic teachers gave up half of their plan period to teach a character education course. This allowed us to make cuts in the related arts program and protect our academic classes.

Northwood continues to have successful programs that serve students. Among these are the Black heritage Bowl Team, the Invention Convention, the History Club, the PTA Reflections Contest, the Career and Mentoring Club, and the career awareness/character education program funded by the Education Economic Development Act. Northwood also sponsors an award winning year book and a student newspaper. Northwood sponsors the National Junior Honor Society, the Student Council, various Honor Rolls, including the B.U.G. (Bringing Up Grades) Honor Roll to encourage students to always try to improve themselves and their grades. The school also sponsors the Northwood Knight program to encourage good citizenship and respect among students.

Northwood continues to strive for improvement for its students through our yearly self-evaluation Portfolio for Continuous Improvement model. Professional Development for the staff and communication with home continues to be focal points for our school.

Richard L. Griffin, Principal
Susan Smith, SIC Chairperson

Comprehensive detail, including definitions of ratings, performance criteria, and explanations of status, is available on www.ed.sc.gov and www.eoc.sc.gov as well as school and school district websites.

Printed versions are available from school districts upon request.

Abbreviations Key

N/A Not Applicable N/AV Not Available N/C Not Collected N/R Not Reported I/S Insufficient Sample TBD To be determined

NI Newly Identified CSI Continuing School Improvement CA Corrective Action RP Plan to Restructure R Restructure DELAY School Improvement Status HOLD School Improvement Status