

SC Annual School Report Card Summary

GREER MIDDLE

Greenville

Grades: 6-8

Enrollment: 887

Principal: Scott Rhymer

Superintendent: Dr. Phinnize J. Fisher

Board Chair: Roger Meek

PERFORMANCE

Comprehensive detail, including definitions of ratings, performance criteria, and explanations of status, is available on www.ed.sc.gov and www.eoc.sc.gov as well as school and school district websites. Printed versions are available from school districts upon request.

YEAR	ABSOLUTE RATING	GROWTH RATING	PALMETTO GOLD AND SILVER AWARD		AYP STATUS	NCLB IMPROVEMENT STATUS
			General Performance	Closing the Gap		
2011	Average	Good	TBD	TBD	Not Met	N/A
2010	Average	Average	N/A	N/A	Not Met	N/A
2009	Average	Average	N/A	N/A	Not Met	N/A

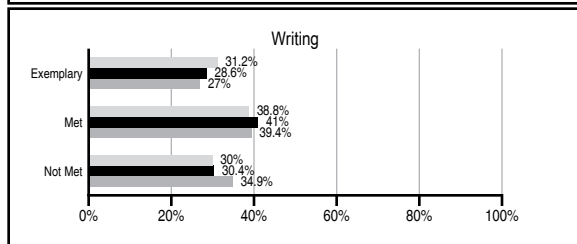
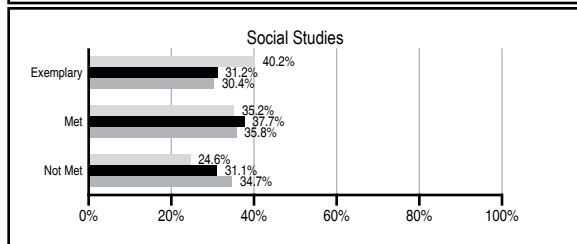
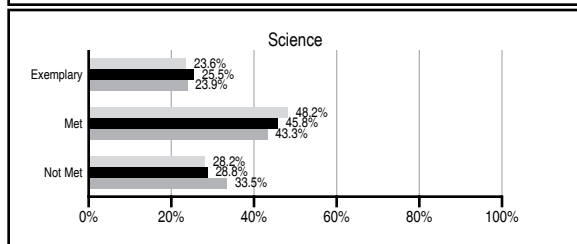
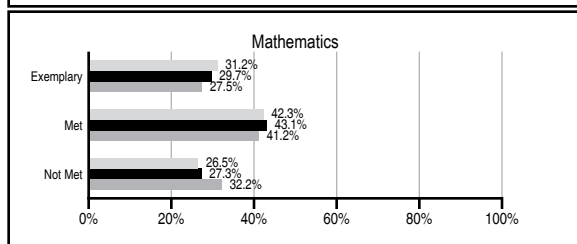
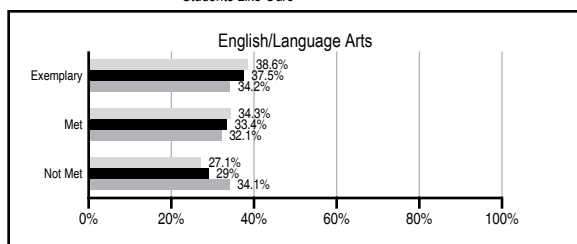
ABSOLUTE RATINGS OF MIDDLE SCHOOLS WITH STUDENTS LIKE OURS*

EXCELLENT	GOOD	AVERAGE	BELOW AVERAGE	AT-RISK
3	13	36	0	0

* Ratings are calculated with data available by 11/09/2011. Schools with Students Like Ours are Middle Schools with Poverty Indices of no more than 5% above or below the index for this school.

PASS PERFORMANCE

Our School Middle Schools with Students Like Ours Middle schools statewide



NAEP PERFORMANCE*

* Performance reported for SC and nation, data not available at school level. Percentages at NAEP Achievement Levels.

READING – GRADE 8 (2011)

South Carolina	28	45	25	2
Nation	25	43	29	3
% Below Basic % Basic, Proficient, and Advanced				
	Below Basic	Basic	Proficient	Advanced

MATH – GRADE 8 (2011)

South Carolina	30	38	25	7
Nation	28	39	26	8
% Below Basic % Basic, Proficient, and Advanced				
	Below Basic	Basic	Proficient	Advanced

SCIENCE – GRADE 8 (2009)

South Carolina	45	32	22	1
Nation	38	33	28	1
% Below Basic % Basic, Proficient, and Advanced				
	Below Basic	Basic	Proficient	Advanced

END OF COURSE TESTS - 2011

% of students scoring 70 or above on:	Our Middle School	Middle Schools with Students Like Ours
Algebra 1/Math for the Technologies 2	100.0	97.7
English 1	100.0	93.9
Biology 1/Applied Biology 2	N/A	N/A
Physical Science	N/A	65.7
US History and the Constitution	N/A	N/A
All Subjects	100.0	97.0

SC PERFORMANCE VISION

By 2020 all students will graduate with the knowledge and skills necessary to compete successfully in the global economy, participate in a democratic society and contribute positively as members of families and communities.

Abbreviations Key

N/A Not Applicable N/AV Not Available N/C Not Collected N/R Not Reported I/S Insufficient Sample TBD To be determined

NI Newly Identified CSI Continuing School Improvement CA Corrective Action RP Plan to Restructure R Restructure DELAY School Improvement Status HOLD School Improvement Status

GREER MIDDLE [Greenville]

SCHOOL PROFILE

	Our School	Change from Last Year	Middle Schools with Students Like Ours	Median Middle School
Students (n=887)				
Students enrolled in high school credit courses (grades 7 & 8)	30.7%	Up from 29.6%	31.0%	24.5%
Retention rate	0.1%	Up from 0.0%	0.7%	0.7%
Attendance rate	96.1%	Up from 95.4%	96.0%	95.9%
Served by gifted and talented program	18.8%	Up from 18.6%	20.3%	17.8%
With disabilities other than speech	14.3%	Down from 15.1%	9.7%	9.2%
Older than usual for grade	0.7%	Down from 1.6%	1.4%	1.5%
Out-of-school suspensions or expulsions for violent and/or criminal offenses	1.0%	Down from 2.1%	0.4%	0.4%
Annual dropout rate	0.0%	Down from 0.2%	0.0%	0.0%
Teachers (n=52)				
Teachers with advanced degrees	61.5%	Down from 64.8%	61.5%	60.0%
Continuing contract teachers	92.3%	Down from 94.4%	86.2%	82.6%
Teachers returning from previous year	91.1%	Down from 93.2%	87.5%	85.6%
Teacher attendance rate	94.1%	Down from 96.7%	95.3%	95.3%
Average teacher salary*	\$46,683	Down 1.6%	\$46,746	\$46,300
Classes not taught by highly qualified teachers	0.4%	Up from 0.0%	0.0%	1.2%
Professional development days/teacher	10.8 days	Down from 11.1 days	9.7 days	9.9 days
School				
Principal's years at school	3.0	Up from 2.0	4.0	4.0
Student-teacher ratio in core subjects	24.5 to 1	Up from 23.9 to 1	22.7 to 1	21.5 to 1
Prime instructional time	91.5%	Down from 93.3%	90.1%	90.1%
Opportunities in the arts	Good	No Change	Good	Good
SACS accreditation	Yes	No Change	Yes	Yes
Parents attending conferences	99.4%	Down from 100.0%	99.3%	98.1%
Character development program	Average	No Change	Good	Good
Dollars spent per pupil**	\$5,983	Down 6.7%	\$7,346	\$7,634
Percent of expenditures for instruction**	63.7%	Up from 63.4%	64.4%	64.0%
Percent of expenditures for teacher salaries**	62.7%	Up from 61.3%	62.2%	61.2%
% of AYP objectives met	86.2%	Down from 93.1%	81.0%	80.5%

* Length of contract = 185+ days.

** Prior year audited financial data available.

EVALUATION RESULTS

	Teachers	Students*	Parents*
Number of surveys returned	58	249	181
Percent satisfied with learning environment	98.3%	80.2%	88.2%
Percent satisfied with social and physical environment	100.0%	82.3%	82.0%
Percent satisfied with school-home relations	89.7%	84.3%	81.5%

*Only students at the highest middle school grade level at this school and their parents were included.

REPORT OF PRINCIPAL AND SCHOOL IMPROVEMENT COUNCIL

Greer Middle International Baccalaureate School's mission is to empower students to become independent, productive learners, who exemplify good character in an increasingly global society. During the 2010-2011 school year, over 180 students earned high school credit in English I, Algebra I, Geometry, and Spanish I.

Extracurricular activities for GMS students include seven sports teams, visual and performing arts opportunities, an academic team, and participation in high school sports at Greer High School. The GMS "Battle of the Brains" Academic Team finished in the Elite 8 of a competition between three upstate counties. Our students logged over 3,300 hours of community service in and around Greer during the school year.

Our students continue to increase their academic success inside the classroom. For the third straight year, our Measure of Academic Progress (MAP) scores increased in all three grade levels.

All of our faculty members are highly qualified, and they continue to seek advanced degrees. As an International Baccalaureate school, students and teacher sponsors participate in programs such as Model United Nations and the GMS Ambassadors program, which trains students to be leaders at GMS, in their community, and globally.

Our Career Development Facilitator arranged over 91 classroom speakers linking the classroom to careers from 64 businesses in the Greer area. Over 331 total volunteer hours for career-related classroom speakers took place during the year.

The cooperative efforts of the staff, PTSA, and SIC increased our parental involvement opportunities. Some of the parental involvement opportunities included: 6th Grade Orientation, 7th/8th Grade Orientation, Washington DC Parent Meeting, PTSA Open House, GMS Book Fair, Night at the Museum, Algebra I Night, Bring Dads To Lunch, Bring Moms To Lunch, Goodies For Grands, Bring Grandparents To Lunch, Miss GMS Pageant, Ambassador Reception Night, Ambassador End Of Year Luncheon, Poetry Slam, Fall/Spring concerts in Strings and Band, Celebration of Excellence, and Black and Gold Day.

Greer Christian Learning Center provides opportunities to a total of over 450 students on a daily basis for release time activities, which are requested by parents and supported by our community. Every academic class has an interactive Promethean Board in the classroom to increase student participation in learning.

The school culture and climate of Greer Middle School is regarded as safe and friendly with a high rate of student, parent, and staff satisfaction with the school environment. Greer Middle IB School follows a model of high expectations and continuous improvement as we strive to be on the cutting edge of student achievement.

Scott Rhymer, Principal
Vivian Jensen, SIC Chairperson

Comprehensive detail, including definitions of ratings, performance criteria, and explanations of status, is available on www.ed.sc.gov and www.eoc.sc.gov as well as school and school district websites.

Printed versions are available from school districts upon request.

Abbreviations Key

N/A Not Applicable N/AV Not Available N/C Not Collected N/R Not Reported I/S Insufficient Sample TBD To be determined

NI Newly Identified CSI Continuing School Improvement CA Corrective Action RP Plan to Restructure R Restructure DELAY School Improvement Status HOLD School Improvement Status