

SC Annual School Report Card Summary

GREENVILLE ACADEMY

Greenville

Grades: 6-8

Enrollment: 830

Principal: Robert L. Palmer, Ed.D.

Superintendent: Dr. Phinnize J. Fisher

Board Chair: Roger Meek

PERFORMANCE

Comprehensive detail, including definitions of ratings, performance criteria, and explanations of status, is available on www.ed.sc.gov and www.eoc.sc.gov as well as school and school district websites. Printed versions are available from school districts upon request.

YEAR	ABSOLUTE RATING	GROWTH RATING	PALMETTO GOLD AND SILVER AWARD		AYP STATUS	NCLB IMPROVEMENT STATUS
			General Performance	Closing the Gap		
2011	Excellent	Good	TBD	TBD	Not Met	N/A
2010	Good	Good	Silver	N/A	Met	N/A
2009	Good	Average	N/A	N/A	Met	N/A

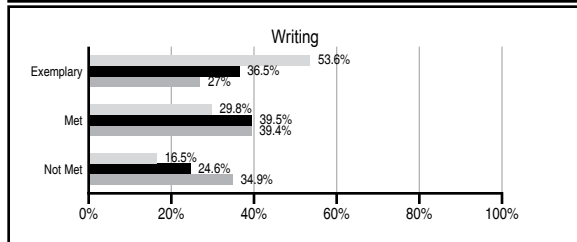
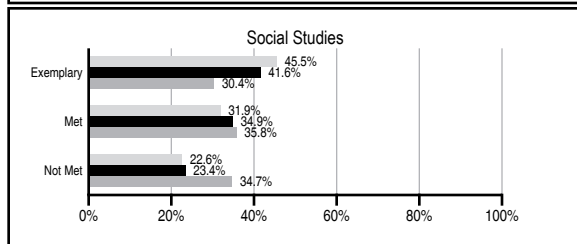
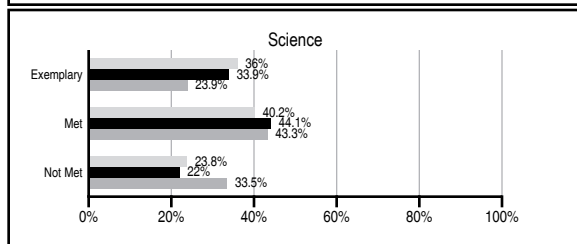
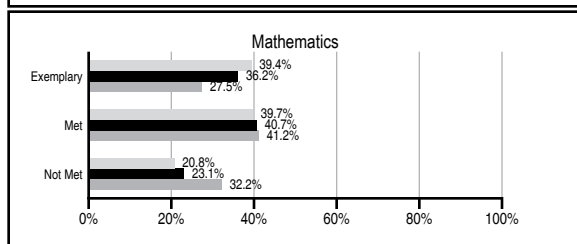
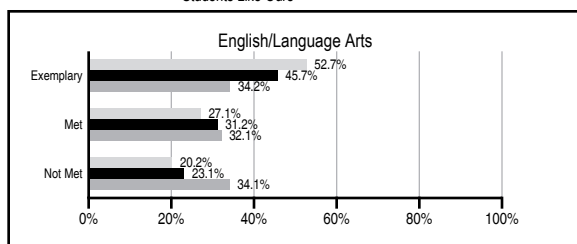
ABSOLUTE RATINGS OF MIDDLE SCHOOLS WITH STUDENTS LIKE OURS*

EXCELLENT	GOOD	AVERAGE	BELOW AVERAGE	AT-RISK
17	13	8	1	0

* Ratings are calculated with data available by 11/09/2011. Schools with Students Like Ours are Middle Schools with Poverty Indices of no more than 5% above or below the index for this school.

PASS PERFORMANCE

Our School Middle Schools with Students Like Ours Middle schools statewide



NAEP PERFORMANCE*

* Performance reported for SC and nation, data not available at school level. Percentages at NAEP Achievement Levels.

READING – GRADE 8 (2011)

South Carolina	28	45	25	2
Nation	25	43	29	3
% Below Basic % Basic, Proficient, and Advanced				
Below Basic Basic Proficient Advanced				

MATH – GRADE 8 (2011)

South Carolina	30	38	25	7
Nation	28	39	26	8
% Below Basic % Basic, Proficient, and Advanced				
Below Basic Basic Proficient Advanced				

SCIENCE – GRADE 8 (2009)

South Carolina	45	32	22	1
Nation	38	33	28	1
% Below Basic % Basic, Proficient, and Advanced				
Below Basic Basic Proficient Advanced				

END OF COURSE TESTS - 2011

% of students scoring 70 or above on:	Our Middle School	Middle Schools with Students Like Ours
Algebra 1/Math for the Technologies 2	100.0	97.0
English 1	100.0	96.9
Biology 1/Applied Biology 2	N/A	94.8
Physical Science	N/A	35.2
US History and the Constitution	N/A	100
All Subjects	100.0	96.3

SC PERFORMANCE VISION

By 2020 all students will graduate with the knowledge and skills necessary to compete successfully in the global economy, participate in a democratic society and contribute positively as members of families and communities.

Abbreviations Key

N/A Not Applicable N/AV Not Available N/C Not Collected N/R Not Reported I/S Insufficient Sample TBD To be determined

NI Newly Identified CSI Continuing School Improvement CA Corrective Action RP Plan to Restructure R Restructure DELAY School Improvement Status HOLD School Improvement Status

GREENVILLE ACADEMY [Greenville]

SCHOOL PROFILE

	Our School	Change from Last Year	Middle Schools with Students Like Ours	Median Middle School
Students (n=830)				
Students enrolled in high school credit courses (grades 7 & 8)	34.2%	Down from 37.9%	34.9%	24.5%
Retention rate	0.5%	Up from 0.3%	0.4%	0.7%
Attendance rate	95.9%	Down from 96.7%	96.3%	95.9%
Served by gifted and talented program	31.3%	Up from 28.5%	24.3%	17.8%
With disabilities other than speech	9.7%	Down from 12.0%	7.2%	9.2%
Older than usual for grade	1.1%	Down from 1.2%	0.9%	1.5%
Out-of-school suspensions or expulsions for violent and/or criminal offenses	0.2%	Down from 0.3%	0.3%	0.4%
Annual dropout rate	0.0%	Down from 0.2%	0.0%	0.0%
Teachers (n=46)				
Teachers with advanced degrees	76.1%	Up from 76.0%	60.0%	60.0%
Continuing contract teachers	87.0%	Up from 86.0%	86.0%	82.6%
Teachers returning from previous year	93.4%	Up from 91.9%	89.1%	85.6%
Teacher attendance rate	94.6%	Down from 96.9%	94.9%	95.3%
Average teacher salary*	\$47,398	Down 1.6%	\$47,737	\$46,300
Classes not taught by highly qualified teachers	0.0%	No Change	1.5%	1.2%
Professional development days/teacher	8.7 days	Up from 7.8 days	9.6 days	9.9 days
School				
Principal's years at school	11.0	Up from 10.0	5.0	4.0
Student-teacher ratio in core subjects	26.4 to 1	Up from 22.8 to 1	23.5 to 1	21.5 to 1
Prime instructional time	90.8%	Down from 93.5%	90.8%	90.1%
Opportunities in the arts	Excellent	Up from Good	Good	Good
SACS accreditation	Yes	No Change	Yes	Yes
Parents attending conferences	100.0%	Up from 96.2%	98.2%	98.1%
Character development program	Good	No Change	Good	Good
Dollars spent per pupil**	\$6,790	Down 4.8%	\$6,790	\$7,634
Percent of expenditures for instruction**	64.8%	Up from 64.0%	66.1%	64.0%
Percent of expenditures for teacher salaries**	64.1%	Up from 60.4%	64.0%	61.2%
% of AYP objectives met	65.5%	Down from 100.0%	86.2%	80.5%

* Length of contract = 185+ days.

** Prior year audited financial data available.

EVALUATION RESULTS

	Teachers	Students*	Parents*
Number of surveys returned	54	244	170
Percent satisfied with learning environment	96.3%	83.2%	88.6%
Percent satisfied with social and physical environment	98.1%	88.5%	88.5%
Percent satisfied with school-home relations	96.2%	91.3%	83.7%

*Only students at the highest middle school grade level at this school and their parents were included.

REPORT OF PRINCIPAL AND SCHOOL IMPROVEMENT COUNCIL

Greenville Middle Academy of Traditional and Global Studies focuses on reading, writing, and vocabulary development across the curriculum and supports a strong liberal arts interdisciplinary curriculum. We emphasize vocabulary development as part of literature analysis and by close study of Latin and Greek stems. The library Media Center, which contains over 25,000 items for student checkout and research, supports Greenville Middle students as readers and researchers.

Greenville Middle School's mission is to cooperate with home and community to provide diverse, academically challenging, education experiences to prepare emerging adolescents to become self-directed, confident, life-long learners in a changing technological word and productive participants in a democratic society. Greenville Middle Academy monitors progress toward our mission. We examine norm-referenced and criterion referenced tests, catalog school, students, and teacher awards and achievements, conduct pre/post analyses of student, parent, and teacher surveys, collect samples of student and teacher work, and conduct regular classroom observations. Our findings and recommendations for continued growth can be found in the Greenville Middle Portfolio. Parents and community members are invited to stop by the school or look through the Portfolio on our school website, for specific information on topics from test results to parent and student surveys.

Greenville Middle and its students continue to receive district, state, and national recognition. Our school has been designated a "Palmetto's Finest" school and received the National Career and Guidance Award. Students have distinguished themselves in State and district contests. Greenville Middle boasts state winners in Junior Beta Club, Mathematics, Lego Robotics, Science, Strings, Band, Writing, and a National PTA Reflections contest winner.

The success of Greenville Middle's academic program is reflected in recent test scores as well. MAP and PASS scores show continued progress toward our school goal of moving students to higher levels. Our students continue to score above both the district and State averages on the PASS test and achieved AYP status this past school. Because the dynamics of our population changes yearly, Greenville Middle monitors school and student performance as well as opinion surveys yearly to maintain a mission that reflects the strengths and needs of our students. Greenville Middle continues to offer Greenville County students a positive environment for learning and growing.

Robert Palmer, Principal
Ann Aust, SIC Chair

Comprehensive detail, including definitions of ratings, performance criteria, and explanations of status, is available on www.ed.sc.gov and www.eoc.sc.gov as well as school and school district websites.

Printed versions are available from school districts upon request.

Abbreviations Key

N/A Not Applicable N/AV Not Available N/C Not Collected N/R Not Reported I/S Insufficient Sample TBD To be determined

NI Newly Identified CSI Continuing School Improvement CA Corrective Action RP Plan to Restructure R Restructure DELAY School Improvement Status HOLD School Improvement Status