

SC Annual School Report Card Summary

BEREA MIDDLE

Greenville

Grades: 6-8

Principal: Robin Mill

Superintendent: Dr. Phinnize J. Fisher

Board Chair: Roger Meek

Enrollment: 756

PERFORMANCE

Comprehensive detail, including definitions of ratings, performance criteria, and explanations of status, is available on www.ed.sc.gov and www.eoc.sc.gov as well as school and school district websites. Printed versions are available from school districts upon request.

YEAR	ABSOLUTE RATING	GROWTH RATING	PALMETTO GOLD AND SILVER AWARD		AYP STATUS	NCLB IMPROVEMENT STATUS
			General Performance	Closing the Gap		
2011	Average	Average	TBD	TBD	Not Met	NI
2010	Average	Average	N/A	Silver	Not Met	N/A
2009	Average	Average	N/A	N/A	Not Met	N/A

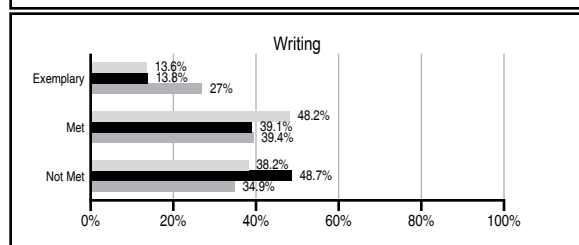
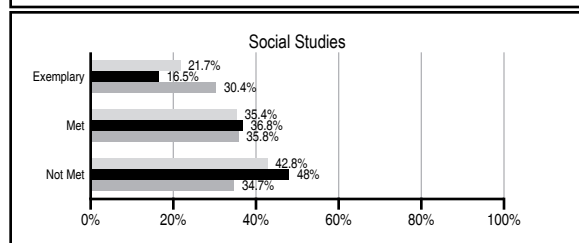
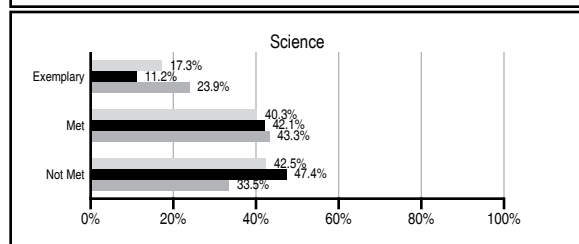
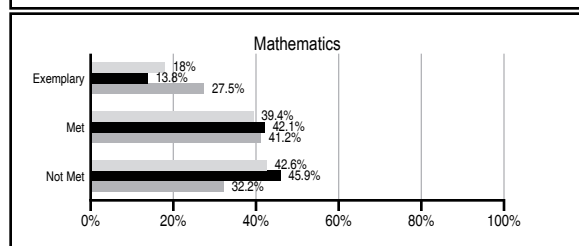
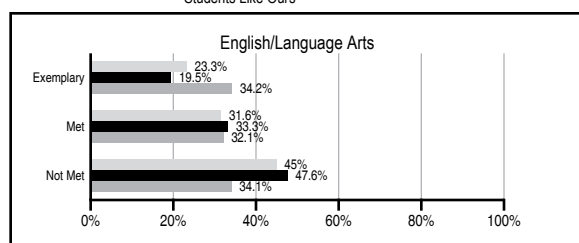
ABSOLUTE RATINGS OF MIDDLE SCHOOLS WITH STUDENTS LIKE OURS*

EXCELLENT	GOOD	AVERAGE	BELOW AVERAGE	AT-RISK
0	0	23	27	17

* Ratings are calculated with data available by 11/09/2011. Schools with Students Like Ours are Middle Schools with Poverty Indices of no more than 5% above or below the index for this school.

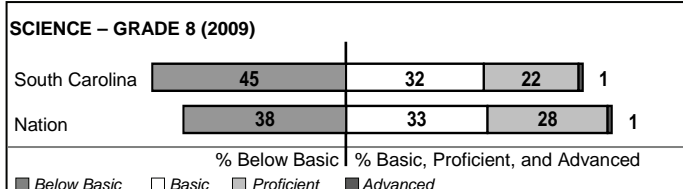
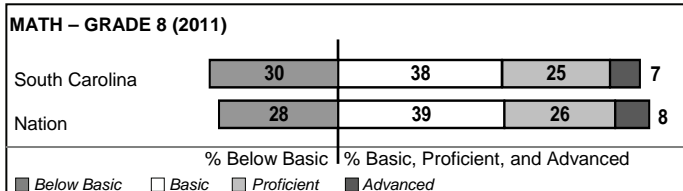

PASS PERFORMANCE

Our School Middle Schools with Students Like Ours Middle schools statewide



NAEP PERFORMANCE*

* Performance reported for SC and nation, data not available at school level. Percentages at NAEP Achievement Levels.



END OF COURSE TESTS - 2011

% of students scoring 70 or above on:	Our Middle School	Middle Schools with Students Like Ours
Algebra 1/Math for the Technologies 2	100.0	92.5
English 1	96.2	89.9
Biology 1/Applied Biology 2	N/A	46.0
Physical Science	N/A	31.0
US History and the Constitution	N/A	N/A
All Subjects	98.0	90.7

SC PERFORMANCE VISION

By 2020 all students will graduate with the knowledge and skills necessary to compete successfully in the global economy, participate in a democratic society and contribute positively as members of families and communities.

Abbreviations Key

N/A Not Applicable N/AV Not Available N/C Not Collected N/R Not Reported I/S Insufficient Sample TBD To be determined

NI Newly Identified CSI Continuing School Improvement CA Corrective Action RP Plan to Restructure R Restructure DELAY School Improvement Status HOLD School Improvement Status

BEREA MIDDLE [Greenville]

SCHOOL PROFILE

	Our School	Change from Last Year	Middle Schools with Students Like Ours	Median Middle School
Students (n=756)				
Students enrolled in high school credit courses (grades 7 & 8)	13.6%	Down from 14.1%	13.5%	24.5%
Retention rate	0.7%	Down from 1.1%	1.0%	0.7%
Attendance rate	94.8%	Up from 94.7%	95.6%	95.9%
Served by gifted and talented program	5.8%	Up from 4.6%	7.2%	17.8%
With disabilities other than speech	14.2%	Down from 14.5%	11.0%	9.2%
Older than usual for grade	1.7%	Down from 3.8%	3.0%	1.5%
Out-of-school suspensions or expulsions for violent and/or criminal offenses	0.3%	No Change	0.4%	0.4%
Annual dropout rate	0.0%	Down from 0.4%	0.0%	0.0%
Teachers (n=50)				
Teachers with advanced degrees	58.0%	Down from 58.9%	57.6%	60.0%
Continuing contract teachers	90.0%	Up from 83.9%	71.4%	82.6%
Teachers returning from previous year	93.3%	Up from 86.2%	81.8%	85.6%
Teacher attendance rate	90.9%	Down from 97.1%	95.4%	95.3%
Average teacher salary*	\$44,708	Down 1.7%	\$44,017	\$46,300
Classes not taught by highly qualified teachers	0.4%	Down from 4.7%	4.2%	1.2%
Professional development days/teacher	7.7 days	Down from 12.5 days	10.5 days	9.9 days
School				
Principal's years at school	3.0	Up from 2.0	3.0	4.0
Student-teacher ratio in core subjects	18.3 to 1	Down from 20.6 to 1	19.3 to 1	21.5 to 1
Prime instructional time	87.8%	Down from 91.7%	89.6%	90.1%
Opportunities in the arts	Good	Down from Excellent	Good	Good
SACS accreditation	Yes	No Change	Yes	Yes
Parents attending conferences	93.9%	Up from 88.1%	97.3%	98.1%
Character development program	Good	No Change	Good	Good
Dollars spent per pupil**	\$7,315	Up 6.5%	\$9,522	\$7,634
Percent of expenditures for instruction**	64.8%	Up from 64.3%	62.2%	64.0%
Percent of expenditures for teacher salaries**	61.7%	Down from 62.4%	57.8%	61.2%
% of AYP objectives met	55.2%	Down from 89.7%	69.2%	80.5%

* Length of contract = 185+ days.

** Prior year audited financial data available.

EVALUATION RESULTS

	Teachers	Students*	Parents*
Number of surveys returned	52	198	57
Percent satisfied with learning environment	78.4%	83.0%	85.5%
Percent satisfied with social and physical environment	86.5%	83.3%	80.0%
Percent satisfied with school-home relations	51.9%	85.2%	84.9%

*Only students at the highest middle school grade level at this school and their parents were included.

REPORT OF PRINCIPAL AND SCHOOL IMPROVEMENT COUNCIL

This year, Berea Middle School was recognized as a Silver level Closing the Gap School. The award recognizes schools that attained high levels of absolute performance, high rates of growth and substantial progress in closing achievement gaps between groups of students. Our state report card ratings were average for the absolute rating and average for the improvement rating, indicating that student achievement gains continue at Berea Middle School.

School-community partnerships continue to provide our students and teachers with much needed school supplies, summer reading books for students to keep, and non-perishable food items for families in need. This year, Furman University implemented the university student lead Men and Ladies of Distinction programs at the school. This mentoring program exposes middle school students to the importance and advantages that a college education offers. Furman University also continues to send university student tutors on a regular basis to enrich and augment student learning. Greenville Hospital System is another major community partner of Berea Middle School, providing summer reading books, food, and other needed supplies.

Professional development plays a fundamental role in our instructional process. Teachers are exposed to ongoing technological updates. Workshops and book studies, with focus on skills to enhance teacher-student relationships, have also been addressed. Professional development is designed according to teacher and instructional needs.

Our School Improvement Committee meets on a regular basis, providing our school with avenue in which all stakeholders have a voice.

As we continue making gains, our vision and focus remain steadfast on improved student achievement.

Robin B. Mill, Principal
Catherine Hunt, SIC Chair

Comprehensive detail, including definitions of ratings, performance criteria, and explanations of status, is available on www.ed.sc.gov and www.eoc.sc.gov as well as school and school district websites.

Printed versions are available from school districts upon request.

Abbreviations Key

N/A Not Applicable N/AV Not Available N/C Not Collected N/R Not Reported I/S Insufficient Sample TBD To be determined
NI Newly Identified CSI Continuing School Improvement CA Corrective Action RP Plan to Restructure R Restructure DELAY School Improvement Status HOLD School Improvement Status