

SC Annual School Report Card Summary

BECK ACADEMY

Greenville

Grades: 6-8

Enrollment: 1,084

Principal: Jason S. Warren

Superintendent: Dr. Phinnize J. Fisher

Board Chair: Roger Meek

PERFORMANCE

Comprehensive detail, including definitions of ratings, performance criteria, and explanations of status, is available on www.ed.sc.gov and www.eoc.sc.gov as well as school and school district websites. Printed versions are available from school districts upon request.

YEAR	ABSOLUTE RATING	GROWTH RATING	PALMETTO GOLD AND SILVER AWARD		AYP STATUS	NCLB IMPROVEMENT STATUS
			General Performance	Closing the Gap		
2011	Excellent	Good	TBD	TBD	Not Met	N/A
2010	Good	Average	N/A	N/A	Not Met	N/A
2009	Good	Average	N/A	N/A	Not Met	N/A

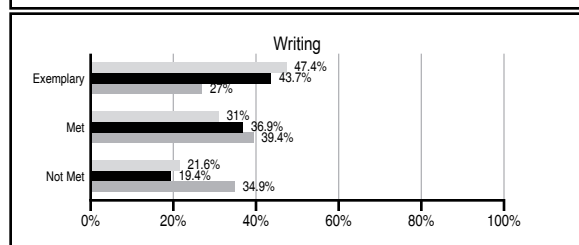
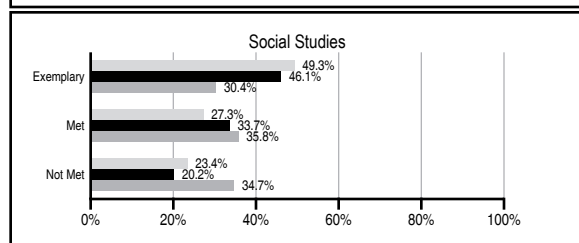
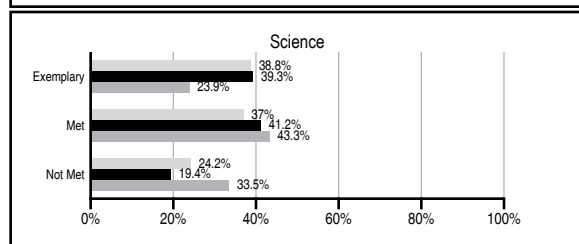
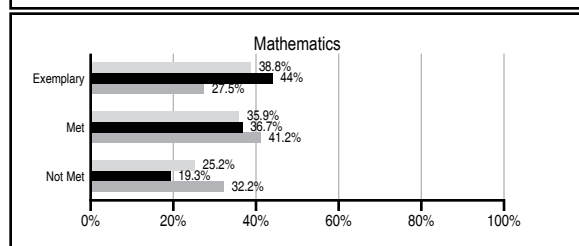
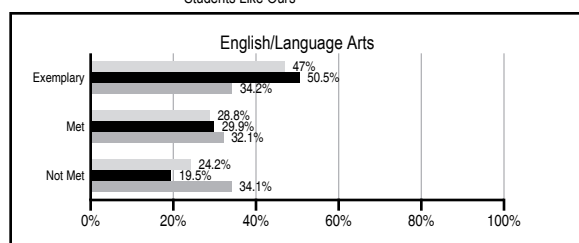
ABSOLUTE RATINGS OF MIDDLE SCHOOLS WITH STUDENTS LIKE OURS*

EXCELLENT	GOOD	AVERAGE	BELOW AVERAGE	AT-RISK
9	2	0	0	0

* Ratings are calculated with data available by 11/09/2011. Schools with Students Like Ours are Middle Schools with Poverty Indices of no more than 5% above or below the index for this school.

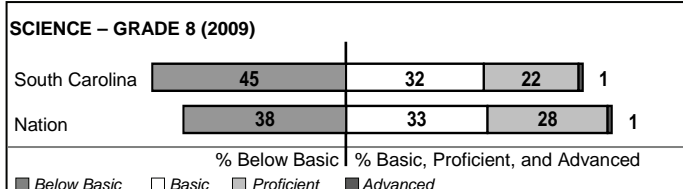
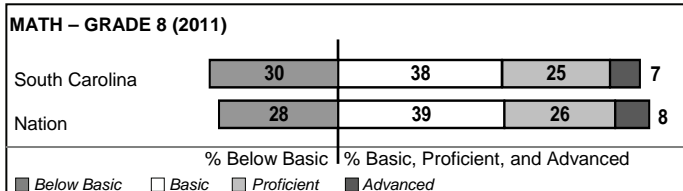

PASS PERFORMANCE

Our School Middle Schools with Students Like Ours Middle schools statewide



NAEP PERFORMANCE*

* Performance reported for SC and nation, data not available at school level. Percentages at NAEP Achievement Levels.



END OF COURSE TESTS - 2011

% of students scoring 70 or above on:	Our Middle School	Middle Schools with Students Like Ours
Algebra 1/Math for the Technologies 2	98.9	99.2
English 1	100.0	99.3
Biology 1/Applied Biology 2	N/A	N/A
Physical Science	N/A	100.0
US History and the Constitution	N/A	N/A
All Subjects	99.2	99.3

SC PERFORMANCE VISION

By 2020 all students will graduate with the knowledge and skills necessary to compete successfully in the global economy, participate in a democratic society and contribute positively as members of families and communities.

Abbreviations Key

N/A Not Applicable N/AV Not Available N/C Not Collected N/R Not Reported I/S Insufficient Sample TBD To be determined

NI Newly Identified CSI Continuing School Improvement CA Corrective Action RP Plan to Restructure R Restructure DELAY School Improvement Status HOLD School Improvement Status

BECK ACADEMY [Greenville]

SCHOOL PROFILE

	Our School	Change from Last Year	Middle Schools with Students Like Ours	Median Middle School
Students (n=1,084)				
Students enrolled in high school credit courses (grades 7 & 8)	44.7%	Up from 29.6%	46.9%	24.5%
Retention rate	0.6%	Up from 0.3%	0.5%	0.7%
Attendance rate	95.8%	No Change	96.8%	95.9%
Served by gifted and talented program	30.3%	Up from 27.6%	28.4%	17.8%
With disabilities other than speech	9.7%	Down from 13.2%	8.1%	9.2%
Older than usual for grade	0.7%	Down from 0.9%	0.7%	1.5%
Out-of-school suspensions or expulsions for violent and/or criminal offenses	1.4%	Down from 2.5%	0.7%	0.4%
Annual dropout rate	0.0%	No Change	0.0%	0.0%
Teachers (n=65)				
Teachers with advanced degrees	78.5%	Up from 72.1%	67.9%	60.0%
Continuing contract teachers	87.7%	Up from 72.1%	88.9%	82.6%
Teachers returning from previous year	83.6%	Up from 81.3%	88.4%	85.6%
Teacher attendance rate	92.4%	Down from 97.7%	94.6%	95.3%
Average teacher salary*	\$44,183	Down 0.7%	\$49,314	\$46,300
Classes not taught by highly qualified teachers	4.1%	Down from 6.2%	1.4%	1.2%
Professional development days/teacher	8.2 days	Up from 5.3 days	7.3 days	9.9 days
School				
Principal's years at school	1.0	Down from 6.5	3.0	4.0
Student-teacher ratio in core subjects	25.3 to 1	Up from 23.7 to 1	24.2 to 1	21.5 to 1
Prime instructional time	90.6%	Down from 93.7%	90.6%	90.1%
Opportunities in the arts	Good	Up from Fair	Good	Good
SACS accreditation	Yes	No Change	Yes	Yes
Parents attending conferences	100.0%	No Change	91.9%	98.1%
Character development program	Below Average	Down from Average	Good	Good
Dollars spent per pupil**	\$6,212	Up 1.0%	\$6,726	\$7,634
Percent of expenditures for instruction**	62.7%	Down from 64.0%	64.9%	64.0%
Percent of expenditures for teacher salaries**	61.7%	Down from 61.8%	63.1%	61.2%
% of AYP objectives met	84.8%	Down from 93.9%	90.5%	80.5%

* Length of contract = 185+ days.

** Prior year audited financial data available.

EVALUATION RESULTS

	Teachers	Students*	Parents*
Number of surveys returned	62	329	163
Percent satisfied with learning environment	95.2%	81.4%	90.4%
Percent satisfied with social and physical environment	96.8%	87.8%	89.2%
Percent satisfied with school-home relations	98.4%	90.2%	88.7%

*Only students at the highest middle school grade level at this school and their parents were included.

REPORT OF PRINCIPAL AND SCHOOL IMPROVEMENT COUNCIL

Beck Academy continues to focus on a shared vision: to have a focused faculty, teaching an aligned International Baccalaureate Middle Years Programme (IBMYP) curriculum to a motivated student body to prepare them to be productive citizens of the global community. As a magnet school for international studies, we continue to focus on the whole child and pursue excellence in every facet of our school. Our MAP and PASS scores show continued improvement and progress on our goal to guide students to higher levels of achievement. With 123 students qualifying as Duke TIP scholars, 100% passing English I End of Course, 99% passing Algebra I End of Course, and many qualifying as Junior Scholars, the academic achievement of our students continues as an example of the quality instruction they are provided and the excellent support provided at home. Our ELA department began the adoption of the Shaffer writing model and will next year implement this school-wide. We continue to both provide support for our students with disabilities and serve as the satellite middle school for students with Hearing and Orthopedic Disabilities.

As we provide leadership opportunities for our students in Student Council, Beta Club, Green Team, athletics and fine arts, we continually emphasize the need to give back to the community. Our community and service program continues to grow, and we had a record number of students eligible for our community - service incentive program. We model this behavior school-wide by raising money for many local charities at various times throughout the year. This year some of the charities we supported as a school were: Camp Spearhead, the American Cancer Society, Make a Wish, Special Olympics, and Goodwill.

Our PTSA has won numerous awards over the years, and we were honored to have the State PTSA Teacher of the Year and the State PTSA Student Volunteer of the Year. Many of our students placed at the state level in the PTSA Reflections Contest. The PTSA eNews publication received an honorable mention award with the South Carolina School Public Relations Association. Our SIC continues to be invaluable as an advisory group and participates in developing our strategies to achieve our academic goals. Our business partners have grown in number and support, and we were selected as one of four sites in the country by General Electric to premier a national math tutoring program designed to take math students to the next level of achievement. We have entries from Beta Club at the national level and placed in categories at the state level. Our athletics program continued to achieve honors with every sport making the playoffs. Our volleyball and girls' basketball teams tied or scored a record number of wins. The softball team won our conference for the first time. Our boys' soccer team made it to the district championship game, and the girls' soccer team won its 3rd District Championship in a row. Two of our students were finalists in the first District's Best Singer in the District Competition. Our Strings received a Superior Rating at Concert Festival. We had several students place or win in categories at the District's Juried Art Show, and the chorus produced a wonderful performance of Seussical Jr., the Musical. In the upcoming 2011-2012 school year, Beck Academy will continue to lead our students with a program of quality instruction that promotes rigor in the classroom, aligns instruction with South Carolina standards, uses data analysis to provide differentiated instructional strategies and grouping, and provides quality assessments.

Principal, Jason S. Warren and SIC Chairperson, Bonnie Ashmore

Comprehensive detail, including definitions of ratings, performance criteria, and explanations of status, is available on www.ed.sc.gov and www.eoc.sc.gov as well as school and school district websites.

Printed versions are available from school districts upon request.

Abbreviations Key

N/A Not Applicable N/AV Not Available N/C Not Collected N/R Not Reported I/S Insufficient Sample TBD To be determined

NI Newly Identified CSI Continuing School Improvement CA Corrective Action RP Plan to Restructure R Restructure DELAY School Improvement Status HOLD School Improvement Status