



# SC Annual School Report Card Summary

**WACCAMAW MIDDLE**  
**Georgetown**  
**Grades: 7-8** Enrollment: 424  
**Principal: William A. Dwyer**  
**Superintendent: Dr. H. Randall Dozier**  
**Board Chair: Mr. Jim Dumm**

## PERFORMANCE

Comprehensive detail, including definitions of ratings, performance criteria, and explanations of status, is available on [www.ed.sc.gov](http://www.ed.sc.gov) and [www.eoc.sc.gov](http://www.eoc.sc.gov) as well as school and school district websites. Printed versions are available from school districts upon request.

YEAR	ABSOLUTE RATING	GROWTH RATING	PALMETTO GOLD AND SILVER AWARD		AYP STATUS	NCLB IMPROVEMENT STATUS
			General Performance	Closing the Gap		
2011	Excellent	Excellent	TBD	TBD	Not Met	N/A
2010	Excellent	Excellent	Gold	N/A	Met	N/A
2009	Excellent	Average	Gold	N/A	Met	N/A

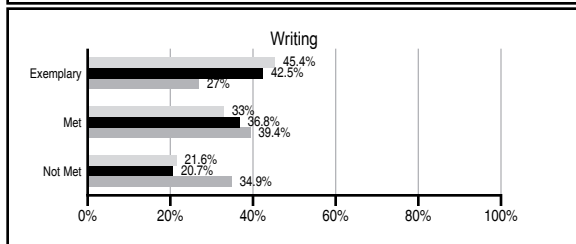
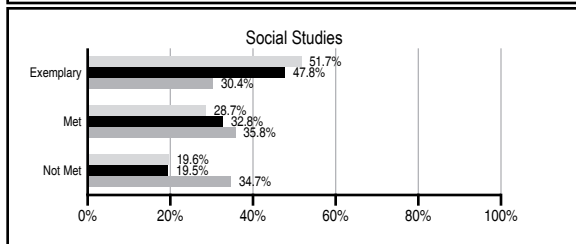
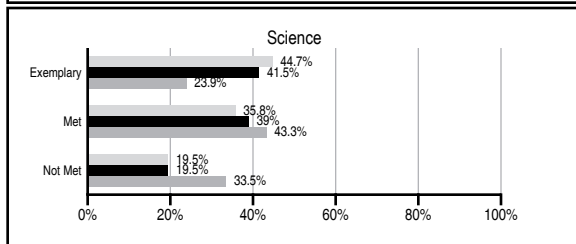
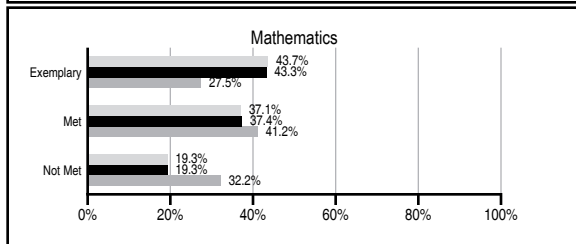
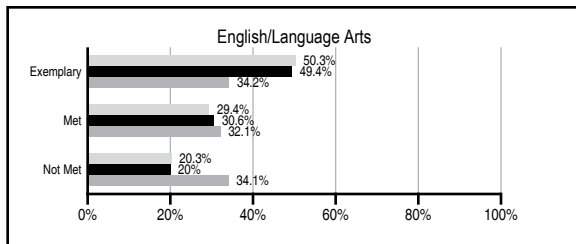
## ABSOLUTE RATINGS OF MIDDLE SCHOOLS WITH STUDENTS LIKE OURS\*

EXCELLENT	GOOD	AVERAGE	BELOW AVERAGE	AT-RISK
7	1	0	0	0

\* Ratings are calculated with data available by 11/09/2011. Schools with Students Like Ours are Middle Schools with Poverty Indices of no more than 5% above or below the index for this school.

## PASS PERFORMANCE

Our School
  Middle Schools with Students Like Ours
  Middle schools statewide



## NAEP PERFORMANCE\*

\* Performance reported for SC and nation, data not available at school level. Percentages at NAEP Achievement Levels.



## END OF COURSE TESTS - 2011

% of students scoring 70 or above on:	Our Middle School	Middle Schools with Students Like Ours
Algebra 1/Math for the Technologies 2	100.0	99.0
English 1	97.8	99.0
Biology 1/Applied Biology 2	N/A	N/A
Physical Science	N/A	N/A
US History and the Constitution	N/A	N/A
All Subjects	98.9	99.1

## SC PERFORMANCE VISION

*By 2020 all students will graduate with the knowledge and skills necessary to compete successfully in the global economy, participate in a democratic society and contribute positively as members of families and communities.*

### Abbreviations Key

N/A Not Applicable N/AV Not Available N/C Not Collected N/R Not Reported I/S Insufficient Sample TBD To be determined  
 NI Newly Identified CSI Continuing School Improvement CA Corrective Action RP Plan to Restructure R Restructure DELAY School Improvement Status HOLD School Improvement Status

# WACCAMAW MIDDLE [Georgetown]

## SCHOOL PROFILE

	Our School	Change from Last Year	Middle Schools with Students Like Ours	Median Middle School
<b>Students (n=424)</b>				
Students enrolled in high school credit courses (grades 7 & 8)	21.7%	Down from 22.6%	47.7%	24.5%
Retention rate	1.9%	Up from 0.0%	0.5%	0.7%
Attendance rate	95.7%	No Change	96.6%	95.9%
Served by gifted and talented program	42.3%	Up from 41.3%	28.2%	17.8%
With disabilities other than speech	5.9%	Down from 8.2%	7.0%	9.2%
Older than usual for grade	1.2%	Down from 1.5%	0.8%	1.5%
Out-of-school suspensions or expulsions for violent and/or criminal offenses	0.7%	Down from 3.1%	0.8%	0.4%
Annual dropout rate	0.2%	Up from 0.0%	0.0%	0.0%
<b>Teachers (n=27)</b>				
Teachers with advanced degrees	66.7%	Up from 55.6%	67.3%	60.0%
Continuing contract teachers	88.9%	Up from 85.2%	88.0%	82.6%
Teachers returning from previous year	80.5%	Down from 85.9%	86.8%	85.6%
Teacher attendance rate	93.5%	Down from 95.6%	95.2%	95.3%
Average teacher salary*	\$49,896	Up 4.7%	\$48,908	\$46,300
Classes not taught by highly qualified teachers	3.6%	Down from 7.0%	2.8%	1.2%
Professional development days/teacher	10.0 days	Down from 10.2 days	8.1 days	9.9 days
<b>School</b>				
Principal's years at school	3.0	Up from 2.0	3.5	4.0
Student-teacher ratio in core subjects	22.8 to 1	Down from 23.9 to 1	24.1 to 1	21.5 to 1
Prime instructional time	87.7%	Down from 89.9%	91.0%	90.1%
Opportunities in the arts	Good	No Change	Good	Good
SACS accreditation	Yes	No Change	Yes	Yes
Parents attending conferences	83.6%	Up from 50.9%	91.4%	98.1%
Character development program	Good	Up from Average	Excellent	Good
Dollars spent per pupil**	\$7,849	Down 7.9%	\$6,585	\$7,634
Percent of expenditures for instruction**	59.7%	Up from 54.5%	64.4%	64.0%
Percent of expenditures for teacher salaries**	58.4%	Up from 52.1%	62.8%	61.2%
% of AYP objectives met	89.5%	Down from 100.0%	90.0%	80.5%

\* Length of contract = 185+ days.

\*\* Prior year audited financial data available.

## EVALUATION RESULTS

	Teachers	Students*	Parents*
Number of surveys returned	24	95	24
Percent satisfied with learning environment	79.2%	78.9%	90.5%
Percent satisfied with social and physical environment	79.2%	84.0%	87.0%
Percent satisfied with school-home relations	95.5%	84.0%	95.5%

\*Only students at the highest middle school grade level at this school and their parents were included.

## REPORT OF PRINCIPAL AND SCHOOL IMPROVEMENT COUNCIL

Waccamaw Middle School maintains its effort to facilitate a matchless educational experience for our students. Waccamaw Middle School has also achieved Adequately Yearly Progress for the second year in a row. The use of Professional Learning Teams, Balanced Literacy throughout the curriculum and a daily self selected reading opportunity greatly aided our students in earning this accolade. The dedication, expertise and professionalism of our faculty have also garnered a second Palmetto Gold ranking in two years for Waccamaw Middle School.

80 of our students have participated in various athletic teams, clubs and fine arts programs. Many of our Middle School students were invited and participated well at the high school level. For the third year in a row, the Waccamaw Middle School band has received an Outstanding Performance Award and a Superior Ranking at district, regional and state competitions. Waccamaw Middle School also successfully defended its Championship title at the district Academic Bowl. Waccamaw Middle School Art students also took two top honors at the Superintendent's Art Awards. The Waccamaw Middle School Student Council received two state recognitions for their community efforts during the 2010-11 school year.

Waccamaw Middle School sponsored several non-profit, humanitarian efforts this year. Our Relay for Life Team raised funds for cancer research, our student council supported worldwide efforts to raise funds and send impoverished children from around the globe to school. Waccamaw Middle School benefitted through many partnerships this year. Through the efforts of local businesses, our PTSA and SIC, the students of Waccamaw Middle School were supported in the classrooms as well as the community. Looking towards the future, we continue to strive to provide our students with a rigorous educational challenge to better prepare them to become responsible citizens and lifelong learners.

William Dwyer  
Principal

Renee Szad  
SIC President

Comprehensive detail, including definitions of ratings, performance criteria, and explanations of status, is available on [www.ed.sc.gov](http://www.ed.sc.gov) and [www.eoc.sc.gov](http://www.eoc.sc.gov) as well as school and school district websites.

Printed versions are available from school districts upon request.

### Abbreviations Key

N/A Not Applicable N/AV Not Available N/C Not Collected N/R Not Reported I/S Insufficient Sample TBD To be determined

NI Newly Identified CSI Continuing School Improvement CA Corrective Action RP Plan to Restructure R Restructure DELAY School Improvement Status HOLD School Improvement Status