

SC Annual School Report Card Summary

CARVERS BAY MIDDLE
Georgetown
Grades: 6-8 Enrollment: 339
Principal: Comeletia Pyatt
Superintendent: Dr. H. Randall Dozier
Board Chair: Mr. Jim Dumm

PERFORMANCE

Comprehensive detail, including definitions of ratings, performance criteria, and explanations of status, is available on www.ed.sc.gov and www.eoc.sc.gov as well as school and school district websites. Printed versions are available from school districts upon request.

YEAR	ABSOLUTE RATING	GROWTH RATING	PALMETTO GOLD AND SILVER AWARD		AYP STATUS	NCLB IMPROVEMENT STATUS
			General Performance	Closing the Gap		
2011	Average	Average	TBD	TBD	Not Met	N/A
2010	Average	Average	N/A	N/A	Met	N/A
2009	Average	Average	N/A	N/A	Met	R-DELAY

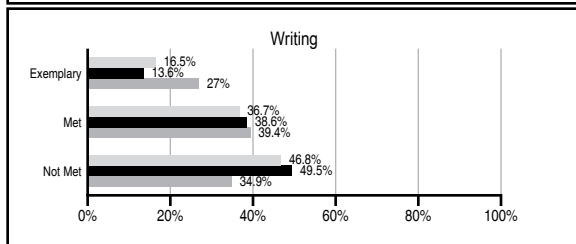
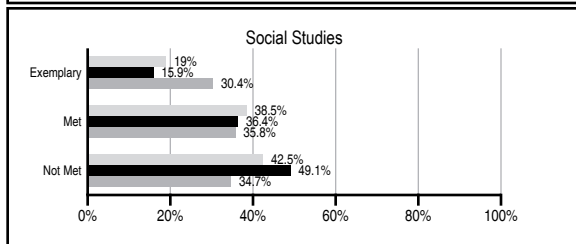
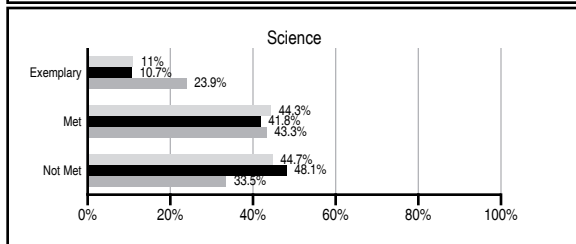
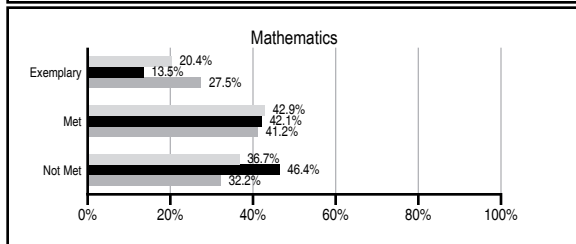
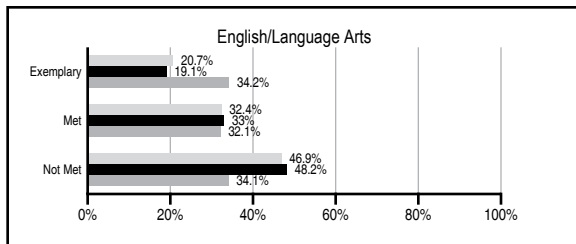
ABSOLUTE RATINGS OF MIDDLE SCHOOLS WITH STUDENTS LIKE OURS*

EXCELLENT	GOOD	AVERAGE	BELOW AVERAGE	AT-RISK
0	0	21	26	17

* Ratings are calculated with data available by 11/09/2011. Schools with Students Like Ours are Middle Schools with Poverty Indices of no more than 5% above or below the index for this school.

PASS PERFORMANCE

Our School Middle Schools with Students Like Ours Middle schools statewide



NAEP PERFORMANCE*

* Performance reported for SC and nation, data not available at school level. Percentages at NAEP Achievement Levels.



END OF COURSE TESTS - 2011

% of students scoring 70 or above on:	Our Middle School	Middle Schools with Students Like Ours
Algebra 1/Math for the Technologies 2	100.0	92.4
English 1	100.0	89.3
Biology 1/Applied Biology 2	N/A	46.0
Physical Science	N/A	19.2
US History and the Constitution	N/A	N/A
All Subjects	100.0	90.5

SC PERFORMANCE VISION

By 2020 all students will graduate with the knowledge and skills necessary to compete successfully in the global economy, participate in a democratic society and contribute positively as members of families and communities.

Abbreviations Key

N/A Not Applicable N/AV Not Available N/C Not Collected N/R Not Reported I/S Insufficient Sample TBD To be determined
 NI Newly Identified CSI Continuing School Improvement CA Corrective Action RP Plan to Restructure R Restructure DELAY School Improvement Status HOLD School Improvement Status

CARVERS BAY MIDDLE [Georgetown]

SCHOOL PROFILE

	Our School	Change from Last Year	Middle Schools with Students Like Ours	Median Middle School
Students (n=339)				
Students enrolled in high school credit courses (grades 7 & 8)	10.0%	Down from 17.3%	13.6%	24.5%
Retention rate	2.7%	Up from 2.4%	1.0%	0.7%
Attendance rate	95.3%	Down from 96.1%	95.6%	95.9%
Served by gifted and talented program	14.2%	Down from 18.0%	7.2%	17.8%
With disabilities other than speech	7.8%	Down from 10.6%	10.9%	9.2%
Older than usual for grade	3.2%	No Change	3.0%	1.5%
Out-of-school suspensions or expulsions for violent and/or criminal offenses	0.6%	Down from 0.9%	0.4%	0.4%
Annual dropout rate	0.0%	No Change	0.0%	0.0%
Teachers (n=23)				
Teachers with advanced degrees	65.2%	Up from 58.3%	58.0%	60.0%
Continuing contract teachers	65.2%	Down from 66.7%	70.0%	82.6%
Teachers returning from previous year	77.3%	Down from 80.7%	81.8%	85.6%
Teacher attendance rate	95.9%	Down from 96.9%	95.3%	95.3%
Average teacher salary*	\$46,362	Down 3.5%	\$44,022	\$46,300
Classes not taught by highly qualified teachers	0.0%	No Change	4.4%	1.2%
Professional development days/teacher	24.0 days	Up from 10.2 days	10.1 days	9.9 days
School				
Principal's years at school	2.0	Up from 1.0	3.0	4.0
Student-teacher ratio in core subjects	18.9 to 1	Down from 21.7 to 1	19.3 to 1	21.5 to 1
Prime instructional time	89.0%	Down from 91.8%	89.5%	90.1%
Opportunities in the arts	Good	No Change	Good	Good
SACS accreditation	Yes	No Change	Yes	Yes
Parents attending conferences	100.0%	No Change	97.7%	98.1%
Character development program	Good	No Change	Good	Good
Dollars spent per pupil**	\$9,601	Down 6.0%	\$9,522	\$7,634
Percent of expenditures for instruction**	51.7%	Up from 49.6%	62.3%	64.0%
Percent of expenditures for teacher salaries**	49.8%	Up from 46.7%	56.4%	61.2%
% of AYP objectives met	70.6%	Down from 100.0%	70.6%	80.5%

* Length of contract = 185+ days.

** Prior year audited financial data available.

EVALUATION RESULTS

	Teachers	Students*	Parents*
Number of surveys returned	25	98	51
Percent satisfied with learning environment	92.0%	82.7%	88.2%
Percent satisfied with social and physical environment	91.3%	86.7%	90.0%
Percent satisfied with school-home relations	66.7%	83.7%	88.2%

*Only students at the highest middle school grade level at this school and their parents were included.

REPORT OF PRINCIPAL AND SCHOOL IMPROVEMENT COUNCIL

Carvers Bay Middle School continues to provide an academic environment of high expectations for learning. We are proud of the many accomplishments that we made this year. Our objective is for all students to have a positive learning experience and become lifelong learners. Students have worked hard this school year, and we continue to see growth. Our school continues to provide support to teachers through the use of a curriculum coach, and master and mentor teachers who conduct model lessons and offer academic coaching opportunities. Furthermore, our school is vested in Professional Learning teams that meet weekly to develop both long and short-term goals for the school in an effort to enhance student achievement.

Our focus this year was to continue the implementation of Balanced Literacy in our ELA classes and to use our stimulus teaching positions to provide small group instruction to students that needed more individualized instruction in both math and ELA. We continued to utilize content area pacing guides and used common assessments; MAP testing, and benchmark test to assess students during each nine week period. Using the data from these assessments, teachers developed plans for addressing the identified areas of weaknesses of students. An emphasis was placed on integrating technology into teacher lessons with the use of various programs and Web 2.0 programs on the internet that students could access and manipulate to increase their understanding of content and promote higher order thinking skills. Our classrooms are equipped with promethean boards, and we have netbook and laptop carts that are available to teachers to use with their classes.

Our students received numerous academic and athletic awards this year, and we are proud of them for their efforts and hard work. We are proud of our successes and look forward to continued progress in closing the achievement gap and maintaining a safe and nurturing environment for our students. We thank our community, parents, and staff for their continued support of our school in helping to assure that our students have the opportunity to receive the very best education possible.

Comeletia Pyatt, Principal
Kelvin A. Waites, Sr., SIC chairperson

Comprehensive detail, including definitions of ratings, performance criteria, and explanations of status, is available on www.ed.sc.gov and www.eoc.sc.gov as well as school and school district websites.

Printed versions are available from school districts upon request.

Abbreviations Key

N/A Not Applicable N/AV Not Available N/C Not Collected N/R Not Reported I/S Insufficient Sample TBD To be determined
NI Newly Identified CSI Continuing School Improvement CA Corrective Action RP Plan to Restructure R Restructure DELAY School Improvement Status HOLD School Improvement Status