



SC Annual School Report Card Summary

ROSEMARY MIDDLE
Georgetown
Grades: 6-8 Enrollment: 434
Principal: Michael J. Caviris
Superintendent: Dr. H. Randall Dozier
Board Chair: Mr. Jim Dumm

PERFORMANCE

Comprehensive detail, including definitions of ratings, performance criteria, and explanations of status, is available on www.ed.sc.gov and www.eoc.sc.gov as well as school and school district websites. Printed versions are available from school districts upon request.

| YEAR | ABSOLUTE RATING | GROWTH RATING | PALMETTO GOLD AND SILVER AWARD | | AYP STATUS | NCLB IMPROVEMENT STATUS |
|------|-----------------|---------------|--------------------------------|-----------------|------------|-------------------------|
| | | | General Performance | Closing the Gap | | |
| 2011 | Average | Average | TBD | TBD | Not Met | R |
| 2010 | Average | Average | N/A | N/A | Met | RP-DELAY |
| 2009 | Average | Average | N/A | N/A | Not Met | RP |

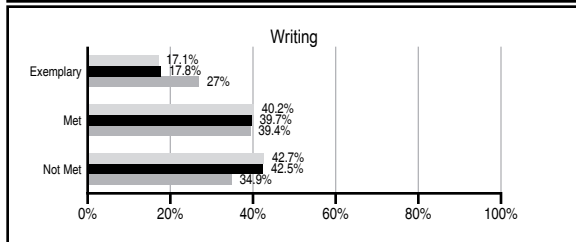
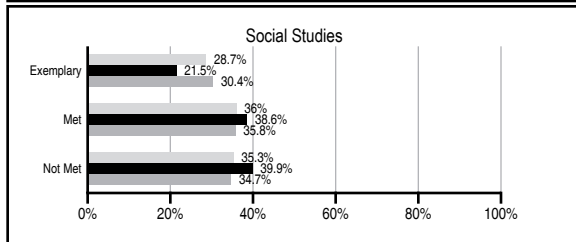
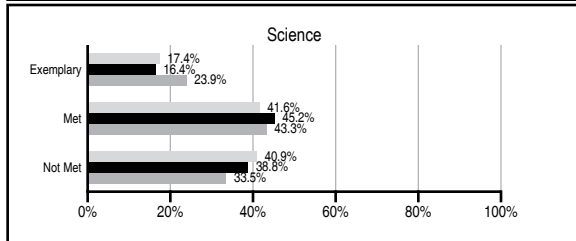
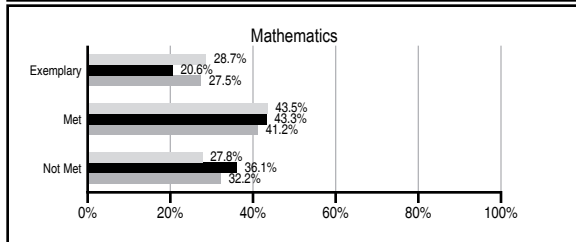
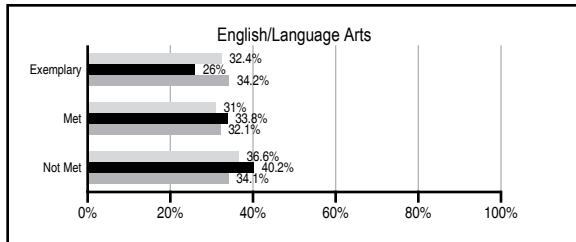
ABSOLUTE RATINGS OF MIDDLE SCHOOLS WITH STUDENTS LIKE OURS*

| EXCELLENT | GOOD | AVERAGE | BELOW AVERAGE | AT-RISK |
|-----------|------|---------|---------------|---------|
| 0 | 1 | 39 | 10 | 2 |

*Ratings are calculated with data available by 11/09/2011. Schools with Students Like Ours are Middle Schools with Poverty Indices of no more than 5% above or below the index for this school.

PASS PERFORMANCE

Our School Middle Schools with Students Like Ours Middle schools statewide



NAEP PERFORMANCE*

* Performance reported for SC and nation, data not available at school level. Percentages at NAEP Achievement Levels.



END OF COURSE TESTS - 2011

| % of students scoring 70 or above on: | Our Middle School | Middle Schools with Students Like Ours |
|---------------------------------------|-------------------|--|
| Algebra 1/Math for the Technologies 2 | 94.7 | 97.4 |
| English 1 | 96.4 | 92.1 |
| Biology 1/Applied Biology 2 | N/A | 98.2 |
| Physical Science | N/A | 57.8 |
| US History and the Constitution | N/A | N/A |
| All Subjects | 95.5 | 95.8 |

SC PERFORMANCE VISION

By 2020 all students will graduate with the knowledge and skills necessary to compete successfully in the global economy, participate in a democratic society and contribute positively as members of families and communities.

Abbreviations Key

N/A Not Applicable N/AV Not Available N/C Not Collected N/R Not Reported I/S Insufficient Sample TBD To be determined
 NI Newly Identified CSI Continuing School Improvement CA Corrective Action RP Plan to Restructure R Restructure DELAY School Improvement Status HOLD School Improvement Status

ROSEMARY MIDDLE [Georgetown]

SCHOOL PROFILE

| | Our School | Change from Last Year | Middle Schools with Students Like Ours | Median Middle School |
|--|------------|-----------------------|--|----------------------|
| Students (n=434) | | | | |
| Students enrolled in high school credit courses (grades 7 & 8) | 13.4% | Down from 16.3% | 18.5% | 24.5% |
| Retention rate | 0.5% | Down from 1.3% | 0.6% | 0.7% |
| Attendance rate | 95.1% | Down from 95.6% | 95.8% | 95.9% |
| Served by gifted and talented program | 19.6% | Up from 18.7% | 13.9% | 17.8% |
| With disabilities other than speech | 6.3% | Down from 9.3% | 10.2% | 9.2% |
| Older than usual for grade | 1.6% | Down from 3.9% | 1.9% | 1.5% |
| Out-of-school suspensions or expulsions for violent and/or criminal offenses | 0.9% | Down from 1.5% | 0.6% | 0.4% |
| Annual dropout rate | 0.3% | No Change | 0.0% | 0.0% |
| Teachers (n=34) | | | | |
| Teachers with advanced degrees | 64.7% | Up from 58.3% | 57.2% | 60.0% |
| Continuing contract teachers | 67.6% | Down from 75.0% | 82.3% | 82.6% |
| Teachers returning from previous year | 80.7% | Up from 79.7% | 83.0% | 85.6% |
| Teacher attendance rate | 93.1% | Down from 94.2% | 95.3% | 95.3% |
| Average teacher salary* | \$46,380 | Down 2.4% | \$45,102 | \$46,300 |
| Classes not taught by highly qualified teachers | 3.4% | Up from 0.0% | 1.6% | 1.2% |
| Professional development days/teacher | 14.7 days | Up from 10.2 days | 10.5 days | 9.9 days |
| School | | | | |
| Principal's years at school | 5.0 | Up from 4.0 | 4.0 | 4.0 |
| Student-teacher ratio in core subjects | 18.5 to 1 | Down from 19.2 to 1 | 20.9 to 1 | 21.5 to 1 |
| Prime instructional time | 86.2% | Down from 88.9% | 90.4% | 90.1% |
| Opportunities in the arts | Good | No Change | Good | Good |
| SACS accreditation | Yes | No Change | Yes | Yes |
| Parents attending conferences | 97.4% | Down from 100.0% | 96.7% | 98.1% |
| Character development program | Good | Up from Average | Good | Good |
| Dollars spent per pupil** | \$9,398 | Up 2.5% | \$7,725 | \$7,634 |
| Percent of expenditures for instruction** | 55.3% | Down from 55.7% | 62.7% | 64.0% |
| Percent of expenditures for teacher salaries** | 52.3% | Up from 52.1% | 59.9% | 61.2% |
| % of AYP objectives met | 76.5% | Down from 100.0% | 74.3% | 80.5% |

* Length of contract = 185+ days.

** Prior year audited financial data available.

EVALUATION RESULTS

| | Teachers | Students* | Parents* |
|--|----------|-----------|----------|
| Number of surveys returned | 31 | 101 | 91 |
| Percent satisfied with learning environment | 87.1% | 82.2% | 86.9% |
| Percent satisfied with social and physical environment | 87.1% | 83.8% | 81.6% |
| Percent satisfied with school-home relations | 60.0% | 85.9% | 83.0% |

*Only students at the highest middle school grade level at this school and their parents were included.

REPORT OF PRINCIPAL AND SCHOOL IMPROVEMENT COUNCIL

As principal of Rosemary Middle School, I am extremely proud of our many accomplishments this year. We are very proud of the involvement of our PTSA (Parent, Teacher, and Student Association), SIC (School Improvement Council), and our partnership with various businesses in the Andrews area. We appreciate the support of our parents and community. Their dedication and commitment to our school has made a positive difference for our staff and students.

Our students have worked particularly hard this past school year. We look forward to achieving AYP for the second year in a row. We also have experienced continuous growth as it pertains to MAP (Measures of Academic Progress) and the use of Bench Mark data. Our 6th and 7th grade students have participated in the Reading Workshop Model and have demonstrated an increase in reading comprehension and fluency.

Our dedicated faculty and staff continue to be committed to improving student achievement. The infusion of the Professional Learning Teams across the curriculum has allowed for our teachers to learn and share a variety of proven teaching strategies. Examining student work in alignment with South Carolina State standards has been a significant piece of our Professional Development for this past school year. Our staff believes that this continued effort will ultimately increase our success rate at Rosemary Middle School. We are also excited about offering 100 minute ELA and Math classes in the sixth grade for the 3rd consecutive year; as well as focusing on reading across the curriculum.

Our students received numerous academic awards this past school year. A few of these awards are runner-up in the GCSD Academic Fair and a top 20 placement in The World Math Competition. We also had several students who received placements in the Low Country Science Fair. In the upcoming year, emphasis will continue in closing the achievement gap and maintaining a safe and nurturing environment. With the continued help and support of our community, parents, and staff, we are able to assure our students will have the opportunity to receive a great education.

Michael J. Caviris, Principal
Michael Hyrowski, SIC Chairperson

Comprehensive detail, including definitions of ratings, performance criteria, and explanations of status, is available on www.ed.sc.gov and www.eoc.sc.gov as well as school and school district websites.

Printed versions are available from school districts upon request.

Abbreviations Key

N/A Not Applicable N/AV Not Available N/C Not Collected N/R Not Reported I/S Insufficient Sample TBD To be determined
NI Newly Identified CSI Continuing School Improvement CA Corrective Action RP Plan to Restructure R Restructure DELAY School Improvement Status HOLD School Improvement Status