



SC Annual School Report Card Summary

JOHNSONVILLE MIDDLE
Florence 5
Grades: 5-8 Enrollment: 444
Principal: Randy Willis
Superintendent: Dr. D. John Morris
Board Chair: Darren Timmons

PERFORMANCE

Comprehensive detail, including definitions of ratings, performance criteria, and explanations of status, is available on www.ed.sc.gov and www.eoc.sc.gov as well as school and school district websites. Printed versions are available from school districts upon request.

YEAR	ABSOLUTE RATING	GROWTH RATING	PALMETTO GOLD AND SILVER AWARD		AYP STATUS	NCLB IMPROVEMENT STATUS
			General Performance	Closing the Gap		
2011	Average	Good	TBD	TBD	Not Met	N/A
2010	Average	Average	N/A	N/A	Not Met	N/A
2009	Average	Average	N/A	N/A	Not Met	N/A

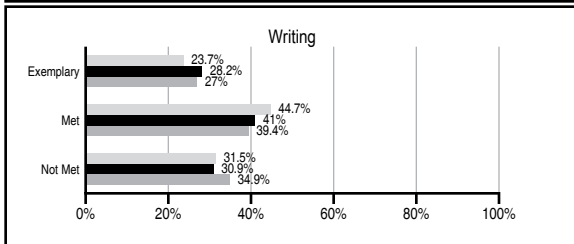
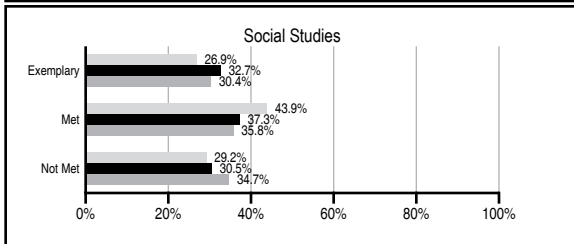
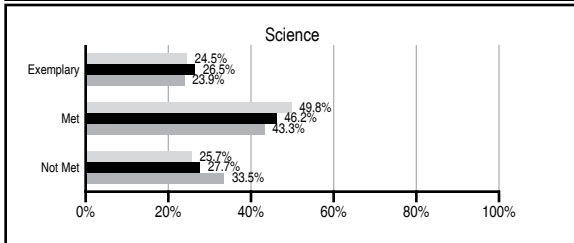
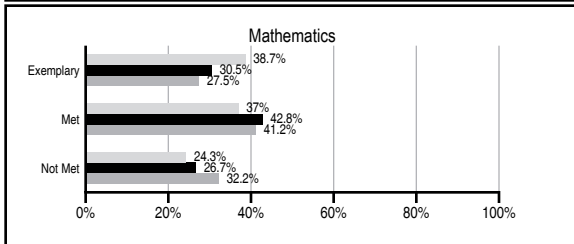
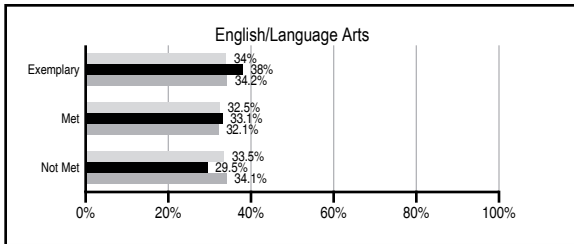
ABSOLUTE RATINGS OF MIDDLE SCHOOLS WITH STUDENTS LIKE OURS*

EXCELLENT	GOOD	AVERAGE	BELOW AVERAGE	AT-RISK
4	17	39	0	0

* Ratings are calculated with data available by 11/09/2011. Schools with Students Like Ours are Middle Schools with Poverty Indices of no more than 5% above or below the index for this school.

PASS PERFORMANCE

Our School
 Middle Schools with Students Like Ours
 Middle schools statewide



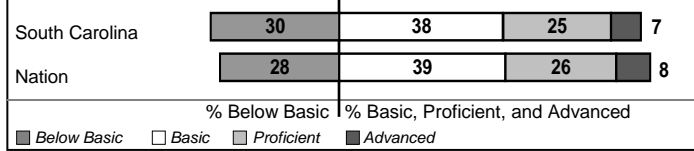
NAEP PERFORMANCE*

* Performance reported for SC and nation, data not available at school level. Percentages at NAEP Achievement Levels.

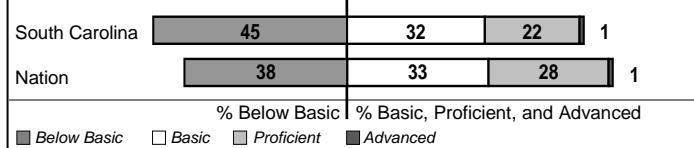
READING – GRADE 8 (2011)



MATH – GRADE 8 (2011)



SCIENCE – GRADE 8 (2009)



END OF COURSE TESTS - 2011

% of students scoring 70 or above on:	Our Middle School	Middle Schools with Students Like Ours
Algebra 1/Math for the Technologies 2	100.0	97.4
English 1	100.0	96.5
Biology 1/Applied Biology 2	N/A	87.5
Physical Science	N/A	82.0
US History and the Constitution	N/A	N/A
All Subjects	100.0	97.0

SC PERFORMANCE VISION

By 2020 all students will graduate with the knowledge and skills necessary to compete successfully in the global economy, participate in a democratic society and contribute positively as members of families and communities.

Abbreviations Key

N/A Not Applicable N/AV Not Available N/C Not Collected N/R Not Reported I/S Insufficient Sample TBD To be determined
 NI Newly Identified CSI Continuing School Improvement CA Corrective Action RP Plan to Restructure R Restructure DELAY School Improvement Status HOLD School Improvement Status

JOHNSONVILLE MIDDLE [Florence 5]

SCHOOL PROFILE

	Our School	Change from Last Year	Middle Schools with Students Like Ours	Median Middle School
Students (n=444)				
Students enrolled in high school credit courses (grades 7 & 8)	16.0%	Up from 15.1%	24.8%	24.5%
Retention rate	0.7%	No Change	0.8%	0.7%
Attendance rate	96.0%	No Change	95.8%	95.9%
Served by gifted and talented program	19.7%	Up from 0.0%	21.1%	17.8%
With disabilities other than speech	13.1%	Up from 1.4%	10.2%	9.2%
Older than usual for grade	3.4%	Down from 4.4%	1.6%	1.5%
Out-of-school suspensions or expulsions for violent and/or criminal offenses	0.5%	No Change	0.7%	0.4%
Annual dropout rate	0.0%	No Change	0.0%	0.0%
Teachers (n=23)				
Teachers with advanced degrees	60.9%	Down from 65.5%	60.3%	60.0%
Continuing contract teachers	87.0%	Up from 72.4%	86.2%	82.6%
Teachers returning from previous year	90.2%	Down from 92.3%	86.9%	85.6%
Teacher attendance rate	94.8%	Down from 95.5%	95.2%	95.3%
Average teacher salary*	\$46,985	Down 3.7%	\$46,623	\$46,300
Classes not taught by highly qualified teachers	0.0%	No Change	0.0%	1.2%
Professional development days/teacher	7.6 days	Down from 10.5 days	9.6 days	9.9 days
School				
Principal's years at school	3.0	Up from 2.0	4.0	4.0
Student-teacher ratio in core subjects	22.3 to 1	Up from 19.5 to 1	22.0 to 1	21.5 to 1
Prime instructional time	89.9%	Down from 90.3%	89.9%	90.1%
Opportunities in the arts	Good	No Change	Good	Good
SACS accreditation	Yes	No Change	Yes	Yes
Parents attending conferences	92.2%	Down from 94.3%	98.3%	98.1%
Character development program	Below Average	Down from Average	Good	Good
Dollars spent per pupil**	\$7,562	Up 1.2%	\$7,501	\$7,634
Percent of expenditures for instruction**	64.0%	Down from 65.3%	64.5%	64.0%
Percent of expenditures for teacher salaries**	62.7%	Down from 62.9%	62.7%	61.2%
% of AYP objectives met	76.2%	Down from 90.5%	81.0%	80.5%

* Length of contract = 185+ days.

** Prior year audited financial data available.

EVALUATION RESULTS

	Teachers	Students*	Parents*
Number of surveys returned	26	105	90
Percent satisfied with learning environment	80.0%	89.5%	85.4%
Percent satisfied with social and physical environment	96.2%	90.5%	86.7%
Percent satisfied with school-home relations	80.0%	93.2%	84.4%

*Only students at the highest middle school grade level at this school and their parents were included.

Comprehensive detail, including definitions of ratings, performance criteria, and explanations of status, is available on www.ed.sc.gov and www.eoc.sc.gov as well as school and school district websites.

Printed versions are available from school districts upon request.

REPORT OF PRINCIPAL AND SCHOOL IMPROVEMENT COUNCIL

REPORT OF PRINCIPAL AND SCHOOL IMPROVEMENT COUNCIL

This has been another exciting and successful year at Johnsonville Middle School. As we continue working on Making Middle Grades Work, all the credit goes to our students, faculty, staff, parents, and stakeholders who have established and attained impressive goals with tremendous enthusiasm. Our students' creativity and academic excellence have resulted in awards and recognition at various events throughout the year.

JMS had six eighth grade students to qualify as Junior Scholars. The Mock Trial Team participated in the regional competition again this year and qualified for the state where we placed third. We had five students win special recognition. Our art classes participated in the South Carolina Department of Natural Resources "Reel Art" Contest.

At the State Junior Beta Club convention, JMS had many successes. Our students placed first in banner, needlepoint, and crocheting, second place in Essay and Division II Quiz Bowl, and third place in Songfest, Living Literature, and Tower Power. JMS qualified to attend the national convention in several competitions. Our academic challenge team completed another successful year.

JMS demonstrates excellent citizenship through various service projects sponsored by the Student Council, Jr. Beta Club, Jr. Crusaders, and Fellowship of Christian Athletes. The student council collected over 890 non perishable food items which were donated to Caring and Sharing. They also sponsored the Angel Tree, which benefits the Florence County Disabilities and Special Needs Organization. They sponsored a "Pennies for Patients" fund raiser that raised over 1800 dollars for the Leukemia and Lymphoma Society. Ms. Myra Owens' sixth grade social studies classes performed numerous services projects throughout the community. Ms. Brandi Weed's fifth grade social studies classes completed a project on presidents in which they decorated two liter bottles in the likeness of a president and did a presentation to the class on their president. This was covered by the local newspaper and a local television station. Other events hosted by JMS include a Grandparent's Day luncheon, several community meetings, a Veteran's Day breakfast, a Parent's Day luncheon, two parent's day breakfasts, Sons of Confederate Veterans Civil War presentation, and a Black History program.

JMS uses a variety of available technology, including MAP testing, SMART boards, a CCC Lab, A STAR lab, APEX, Content Click, JMS website, Flash News, a school newspaper, and a teacher website.

Through the guidance department, a "Resourcefulness" campaign was held. Class collected and recycled various items such as: can tabs, cans, paper, and plastic bottles. We had 101 students participate in job shadowing.

Through all stakeholders working together, we have achieved many of the goals that were established for this year.

Randy Willis, Principal
Paula Smith, SIC Chairperson

Abbreviations Key

N/A Not Applicable N/AV Not Available N/C Not Collected N/R Not Reported I/S Insufficient Sample TBD To be determined

NI Newly Identified CSI Continuing School Improvement CA Corrective Action RP Plan to Restructure R Restructure DELAY School Improvement Status HOLD School Improvement Status