



# SC Annual School Report Card Summary

**RONALD E MCNAIR MIDDLE**  
**Florence 3**  
**Grades: 6-8** Enrollment: 413  
**Principal: Margie Myers**  
**Superintendent: Dr. Keith Callicutt, Interim**  
**Board Chair: Dr. Julia Mims**

## PERFORMANCE

Comprehensive detail, including definitions of ratings, performance criteria, and explanations of status, is available on [www.ed.sc.gov](http://www.ed.sc.gov) and [www.eoc.sc.gov](http://www.eoc.sc.gov) as well as school and school district websites. Printed versions are available from school districts upon request.

YEAR	ABSOLUTE RATING	GROWTH RATING	PALMETTO GOLD AND SILVER AWARD		AYP STATUS	NCLB IMPROVEMENT STATUS
			General Performance	Closing the Gap		
2011	Average	Average	TBD	TBD	Not Met	R
2010	Below Average	Average	N/A	N/A	Not Met	R
2009	Below Average	Below Average	N/A	N/A	Not Met	R

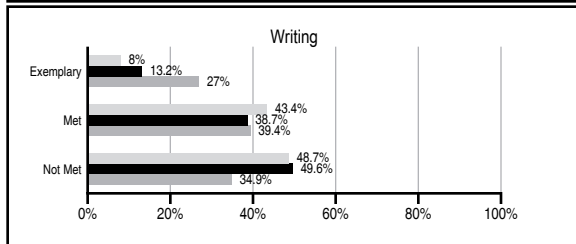
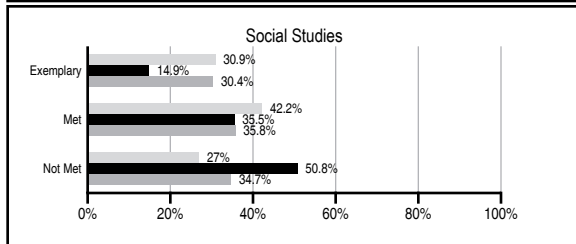
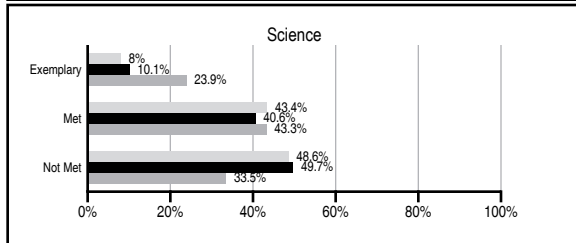
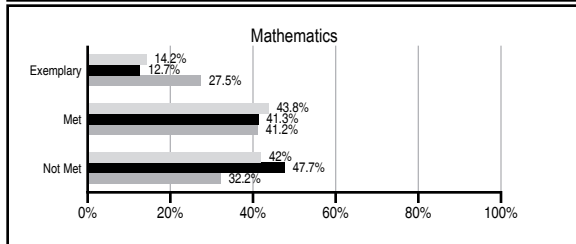
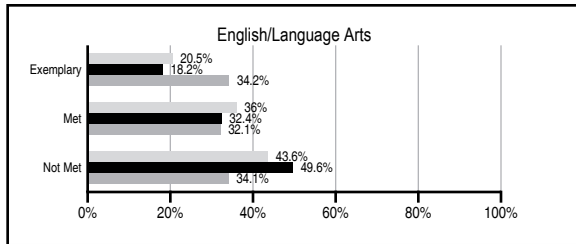
## ABSOLUTE RATINGS OF MIDDLE SCHOOLS WITH STUDENTS LIKE OURS\*

EXCELLENT	GOOD	AVERAGE	BELOW AVERAGE	AT-RISK
0	0	19	32	21

\* Ratings are calculated with data available by 11/09/2011. Schools with Students Like Ours are Middle Schools with Poverty Indices of no more than 5% above or below the index for this school.


## PASS PERFORMANCE

Our School Middle Schools with Students Like Ours Middle schools statewide



## NAEP PERFORMANCE\*

\* Performance reported for SC and nation, data not available at school level. Percentages at NAEP Achievement Levels.



## END OF COURSE TESTS - 2011

% of students scoring 70 or above on:	Our Middle School	Middle Schools with Students Like Ours
Algebra 1/Math for the Technologies 2	100.0	90.0
English 1	95.0	87.8
Biology 1/Applied Biology 2	N/A	36.8
Physical Science	N/A	13.4
US History and the Constitution	N/A	N/A
All Subjects	97.1	89.1

## SC PERFORMANCE VISION

*By 2020 all students will graduate with the knowledge and skills necessary to compete successfully in the global economy, participate in a democratic society and contribute positively as members of families and communities.*

### Abbreviations Key

N/A Not Applicable N/AV Not Available N/C Not Collected N/R Not Reported I/S Insufficient Sample TBD To be determined  
 NI Newly Identified CSI Continuing School Improvement CA Corrective Action RP Plan to Restructure R Restructure DELAY School Improvement Status HOLD School Improvement Status

# RONALD E MCNAIR MIDDLE [Florence 3]

## SCHOOL PROFILE

	Our School	Change from Last Year	Middle Schools with Students Like Ours	Median Middle School
<b>Students (n=413)</b>				
Students enrolled in high school credit courses (grades 7 & 8)	22.9%	Down from 33.3%	14.2%	24.5%
Retention rate	0.2%	Down from 1.6%	1.0%	0.7%
Attendance rate	95.9%	Up from 95.4%	95.4%	95.9%
Served by gifted and talented program	8.4%	Up from 5.7%	7.2%	17.8%
With disabilities other than speech	15.3%	Down from 21.5%	11.1%	9.2%
Older than usual for grade	3.8%	Down from 7.0%	2.9%	1.5%
Out-of-school suspensions or expulsions for violent and/or criminal offenses	0.0%	No Change	0.3%	0.4%
Annual dropout rate	0.8%	No Change	0.0%	0.0%
<b>Teachers (n=27)</b>				
Teachers with advanced degrees	33.3%	Down from 48.1%	59.5%	60.0%
Continuing contract teachers	70.4%	Up from 51.9%	69.0%	82.6%
Teachers returning from previous year	64.4%	Up from 60.0%	80.2%	85.6%
Teacher attendance rate	94.0%	Down from 96.5%	95.3%	95.3%
Average teacher salary*	\$41,042	Down 1.1%	\$44,264	\$46,300
Classes not taught by highly qualified teachers	0.0%	No Change	4.8%	1.2%
Professional development days/teacher	11.1 days	Up from 10.8 days	10.6 days	9.9 days
<b>School</b>				
Principal's years at school	2.0	Up from 1.0	3.0	4.0
Student-teacher ratio in core subjects	22.7 to 1	Up from 20.8 to 1	19.0 to 1	21.5 to 1
Prime instructional time	87.9%	Down from 90.5%	89.5%	90.1%
Opportunities in the arts	Good	No Change	Good	Good
SACS accreditation	Yes	Up from No	Yes	Yes
Parents attending conferences	89.6%	Up from 86.9%	97.5%	98.1%
Character development program	Good	No Change	Good	Good
Dollars spent per pupil**	\$10,000	Up 9.9%	\$9,685	\$7,634
Percent of expenditures for instruction**	51.5%	Down from 51.6%	61.6%	64.0%
Percent of expenditures for teacher salaries**	48.3%	Up from 47.9%	56.3%	61.2%
% of AYP objectives met	76.2%	Down from 85.7%	70.6%	80.5%

\* Length of contract = 185+ days.

\*\* Prior year audited financial data available.

## EVALUATION RESULTS

	Teachers	Students*	Parents*
Number of surveys returned	30	119	40
Percent satisfied with learning environment	100.0%	69.5%	89.5%
Percent satisfied with social and physical environment	100.0%	78.0%	76.3%
Percent satisfied with school-home relations	83.3%	85.6%	76.3%

\*Only students at the highest middle school grade level at this school and their parents were included.

## REPORT OF PRINCIPAL AND SCHOOL IMPROVEMENT COUNCIL

Ronald E. McNair Middle School's motto, "Ronald E. McNair students are respectful, responsible, trustworthy, and college-bound," helped to drive the 2010-2011 school year. Ronald E. McNair Middle School is committed to academic excellence and to the education of the whole student. The school's motto reflects the expectations and the vision of all who are involved in the daily operations of school. REMMS implemented a character education program in order to develop exemplary citizens within the community. Character education classes and a behavior incentive system contributed to the success of the program. Furthermore, the school enlisted various speakers from the community-at-large to address the students about the importance of displaying positive character traits.

The primary focus at Ronald E. McNair was academic rigor. The school continued to offer numerous high school courses –English I, Algebra I, and Computer Applications – as well as advanced English and math courses. Ronald E. McNair Middle School used a challenging district-based curriculum for Talented and Gifted classes. Additionally, the History Club, the Academic Challenge Team, Matheletes, book clubs, and various local and state writing contests were implemented in order to create a school-wide focus on rigor. Great attention was devoted to the school-wide reading program, Reading Counts. REMMS students were recognized for the number of books read and tests passed during the academic year. The "Early-Bird" computer lab was opened throughout the school year, offering students additional support and practice on PASS-like testing activities. The ALEKS and Academy of Reading programs were implemented to help close the achievement gap for special needs students. Teachers and students also celebrated the life and accomplishments of Dr. Ronald E. McNair through a week of science and technology exploration that engaged students in higher-level, inquiry-based activities.

Professional development continued through the school's Teacher Advancement Program (TAP), with instructional strategies for single-gender classrooms serving as a focus for the weekly cluster sessions. Training was provided in-house by Master Teachers, by guest instructors and consultants, and by the State Department of Education's Office of Public School Choice. Ten faculty members from REMMS presented at South Carolina's Fifth Annual Teacher-to-Teacher Conference in Columbia.

As the school prepares for the next school year, Ronald E. McNair Middle School will continue to strive for academic excellence and to focus on building productive citizens for our community, our state, and our nation.

Margie B. Myers, Principal, Trena McKenzie, SIC Chairperson

Comprehensive detail, including definitions of ratings, performance criteria, and explanations of status, is available on [www.ed.sc.gov](http://www.ed.sc.gov) and [www.eoc.sc.gov](http://www.eoc.sc.gov) as well as school and school district websites.

Printed versions are available from school districts upon request.

### Abbreviations Key

N/A Not Applicable N/AV Not Available N/C Not Collected N/R Not Reported I/S Insufficient Sample TBD To be determined

NI Newly Identified CSI Continuing School Improvement CA Corrective Action RP Plan to Restructure R Restructure DELAY School Improvement Status HOLD School Improvement Status