



# SC Annual School Report Card Summary

**ST GEORGE MIDDLE**  
**Dorchester 4**  
**Grades: 6-8** Enrollment: 320  
**Principal: Mr. Jeffery Scott Thompson**  
**Superintendent: Mr. Jerry G. Montjoy**  
**Board Chair: Dr. Kenneth Jenkins**

## PERFORMANCE

Comprehensive detail, including definitions of ratings, performance criteria, and explanations of status, is available on [www.ed.sc.gov](http://www.ed.sc.gov) and [www.eoc.sc.gov](http://www.eoc.sc.gov) as well as school and school district websites. Printed versions are available from school districts upon request.

YEAR	ABSOLUTE RATING	GROWTH RATING	PALMETTO GOLD AND SILVER AWARD		AYP STATUS	NCLB IMPROVEMENT STATUS
			General Performance	Closing the Gap		
2011	Below Average	Average	TBD	TBD	Not Met	R
2010	Below Average	Average	N/A	N/A	Not Met	R
2009	Below Average	Below Average	N/A	N/A	Not Met	R

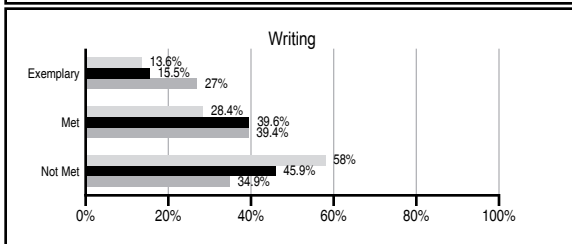
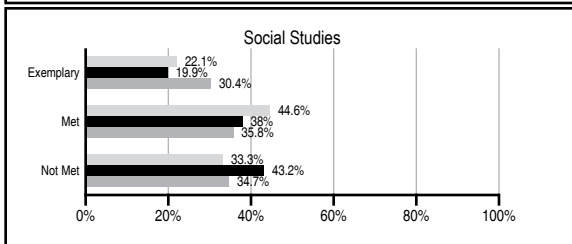
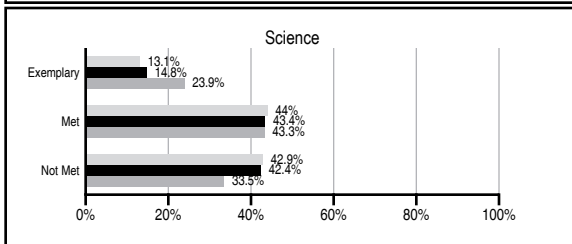
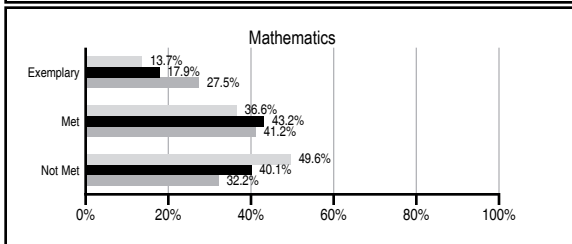
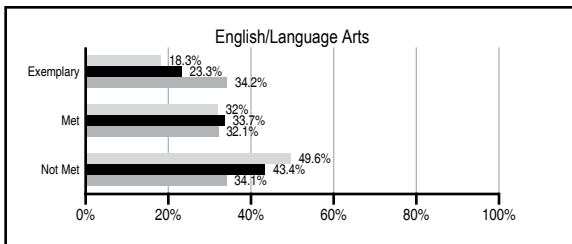
## ABSOLUTE RATINGS OF MIDDLE SCHOOLS WITH STUDENTS LIKE OURS\*

EXCELLENT	GOOD	AVERAGE	BELOW AVERAGE	AT-RISK
0	0	29	17	4

\*Ratings are calculated with data available by 11/09/2011. Schools with Students Like Ours are Middle Schools with Poverty Indices of no more than 5% above or below the index for this school.

## PASS PERFORMANCE

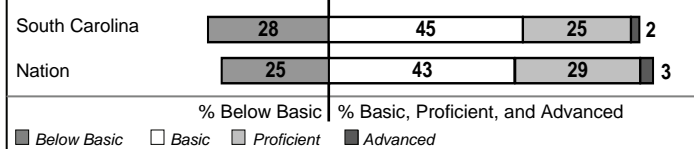
Our School
  Middle Schools with Students Like Ours
  Middle schools statewide



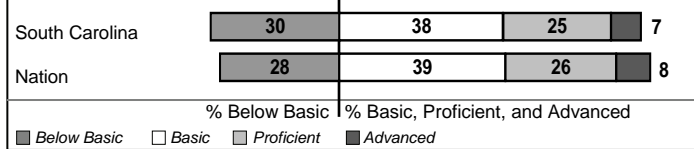
## NAEP PERFORMANCE\*

\* Performance reported for SC and nation, data not available at school level. Percentages at NAEP Achievement Levels.

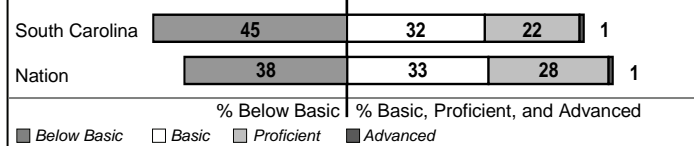
### READING – GRADE 8 (2011)



### MATH – GRADE 8 (2011)



### SCIENCE – GRADE 8 (2009)



## END OF COURSE TESTS - 2011

% of students scoring 70 or above on:	Our Middle School	Middle Schools with Students Like Ours
Algebra 1/Math for the Technologies 2	100.0	93.8
English 1	100.0	87.8
Biology 1/Applied Biology 2	N/A	31.0
Physical Science	N/A	46.2
US History and the Constitution	N/A	N/A
All Subjects	100.0	91.8

## SC PERFORMANCE VISION

*By 2020 all students will graduate with the knowledge and skills necessary to compete successfully in the global economy, participate in a democratic society and contribute positively as members of families and communities.*

### Abbreviations Key

N/A Not Applicable N/AV Not Available N/C Not Collected N/R Not Reported I/S Insufficient Sample TBD To be determined  
 NI Newly Identified CSI Continuing School Improvement CA Corrective Action RP Plan to Restructure R Restructure DELAY School Improvement Status HOLD School Improvement Status

# ST GEORGE MIDDLE [Dorchester 4]

## SCHOOL PROFILE

	Our School	Change from Last Year	Middle Schools with Students Like Ours	Median Middle School
<b>Students (n=320)</b>				
Students enrolled in high school credit courses (grades 7 & 8)	N/R	N/R	14.1%	24.5%
Retention rate	0.3%	Up from 0.0%	0.6%	0.7%
Attendance rate	99.9%	Up from 94.4%	95.6%	95.9%
Served by gifted and talented program	9.1%	Up from 6.7%	12.2%	17.8%
With disabilities other than speech	15.9%	Up from 10.1%	10.6%	9.2%
Older than usual for grade	2.0%	Down from 3.5%	2.4%	1.5%
Out-of-school suspensions or expulsions for violent and/or criminal offenses	N/R	N/R	0.5%	0.4%
Annual dropout rate	0.0%	No Change	0.0%	0.0%
<b>Teachers (n=23)</b>				
Teachers with advanced degrees	43.5%	Down from 52.0%	59.0%	60.0%
Continuing contract teachers	52.2%	Down from 56.0%	78.9%	82.6%
Teachers returning from previous year	84.7%	Up from 83.0%	82.9%	85.6%
Teacher attendance rate	94.1%	Up from 93.8%	95.1%	95.3%
Average teacher salary*	\$44,636	Down 5.6%	\$44,708	\$46,300
Classes not taught by highly qualified teachers	4.6%	Up from 0.0%	2.5%	1.2%
Professional development days/teacher	13.5 days	N/R	11.1 days	9.9 days
<b>School</b>				
Principal's years at school	2.0	Up from 1.0	3.0	4.0
Student-teacher ratio in core subjects	N/R	N/R	20.4 to 1	21.5 to 1
Prime instructional time	91.8%	Up from 86.1%	90.3%	90.1%
Opportunities in the arts	Good	No Change	Good	Good
SACS accreditation	Yes	No Change	Yes	Yes
Parents attending conferences	N/R	N/R	97.2%	98.1%
Character development program	Below Average	N/R	Good	Good
Dollars spent per pupil**	\$10,778	Down 3.1%	\$8,359	\$7,634
Percent of expenditures for instruction**	52.9%	Up from 52.7%	64.1%	64.0%
Percent of expenditures for teacher salaries**	48.3%	Down from 49.3%	59.6%	61.2%
% of AYP objectives met	52.4%	Down from 76.2%	72.4%	80.5%

\* Length of contract = 185+ days.

\*\* Prior year audited financial data available.

## EVALUATION RESULTS

	Teachers	Students*	Parents*
Number of surveys returned	24	75	35
Percent satisfied with learning environment	70.8%	62.7%	87.5%
Percent satisfied with social and physical environment	87.5%	68.1%	91.2%
Percent satisfied with school-home relations	41.7%	85.9%	81.8%

\*Only students at the highest middle school grade level at this school and their parents were included.

## REPORT OF PRINCIPAL AND SCHOOL IMPROVEMENT COUNCIL

Improving instruction and student learning continues to be the focus of Saint George Middle School. We are working for increased achievement through an instructional vision based on five concepts. Rigor, collaboration, standards-based instruction, data-driven decision making and student engagement are these concepts. Teachers and administrators have studied rigor and have begun uncovering what our data holds. Assessments have been rated in terms of rigor and data walls have been created. At the end of the year, our teachers created data notebooks. Weekly collaborative meetings were held within grade levels as well as departments. The grade level meetings primarily centered on student behavior, achievement and other issues. The department meetings centered on instruction and assessment. Teachers presented their lessons and promising practices as well as recommendations were discussed during the department meetings.

We at Saint George Middle School are completing our second year as a Making Middle Grades Work (MMGW) site. We were fortunate to have a MMGW consultant with us this year. The consultant helped us continue the implementation of the ten key practices of the MMGW program. The consultant also helped teachers reflect on their assessments as well as helped with creating teacher data notebooks.

Providing quality after-school activities is also a key to improving academics and student achievement. The 21st Century Community is the after-school program at Saint George Middle School. The main goal of this program is to provide a safe, nurturing environment for our students outside of traditional school hours. This program has four components based on academics, character education, extracurricular activities, and parental involvement.

The faculty and staff at Saint George Middle School continue to strive for improvement through collaborative planning, rigorous instruction, student engagement and standards based lessons as well as data-driven decision making.

Jeffery Scott Thompson, Principal  
Clint Lucas, School Improvement Council Chairperson

Comprehensive detail, including definitions of ratings, performance criteria, and explanations of status, is available on [www.ed.sc.gov](http://www.ed.sc.gov) and [www.eoc.sc.gov](http://www.eoc.sc.gov) as well as school and school district websites.

Printed versions are available from school districts upon request.

### Abbreviations Key

N/A Not Applicable N/AV Not Available N/C Not Collected N/R Not Reported I/S Insufficient Sample TBD To be determined

NI Newly Identified CSI Continuing School Improvement CA Corrective Action RP Plan to Restructure R Restructure DELAY School Improvement Status HOLD School Improvement Status