



SC Annual School Report Card Summary

LAKE VIEW MIDDLE
Dillon 1
Grades: 5-7 Enrollment: 171
Principal: Van T. Gaffney, Sr.
Superintendent: D. Ray Rogers
Board Chair: Earl Gleason, Jr.

PERFORMANCE

Comprehensive detail, including definitions of ratings, performance criteria, and explanations of status, is available on www.ed.sc.gov and www.eoc.sc.gov as well as school and school district websites. Printed versions are available from school districts upon request.

YEAR	ABSOLUTE RATING	GROWTH RATING	PALMETTO GOLD AND SILVER AWARD		AYP STATUS	NCLB IMPROVEMENT STATUS
			General Performance	Closing the Gap		
2011	Average	Average	TBD	TBD	Not Met	N/A
2010	Average	Average	N/A	N/A	Met	N/A
2009	Average	Average	N/A	N/A	Met	N/A

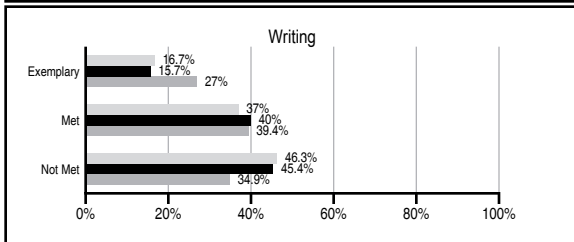
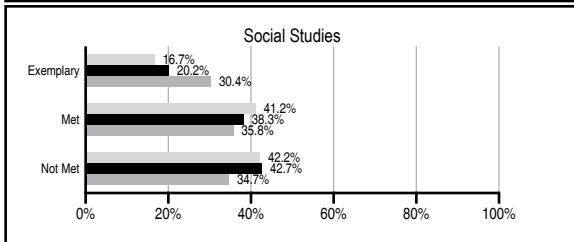
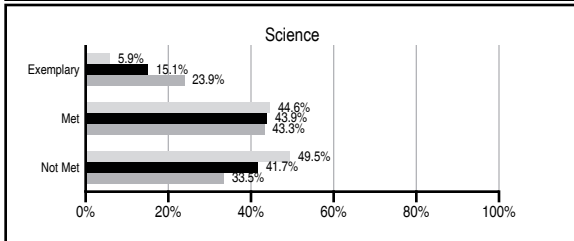
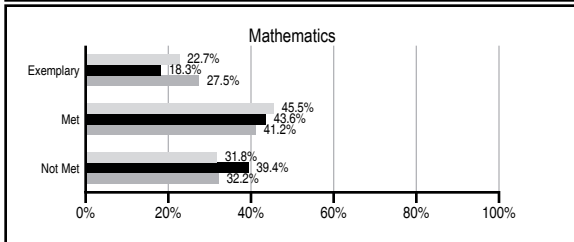
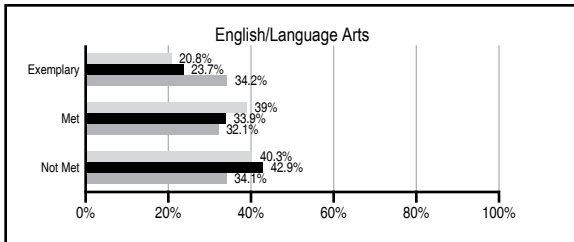
ABSOLUTE RATINGS OF MIDDLE SCHOOLS WITH STUDENTS LIKE OURS*

EXCELLENT	GOOD	AVERAGE	BELOW AVERAGE	AT-RISK
0	0	30	16	3

* Ratings are calculated with data available by 11/09/2011. Schools with Students Like Ours are Middle Schools with Poverty Indices of no more than 5% above or below the index for this school.

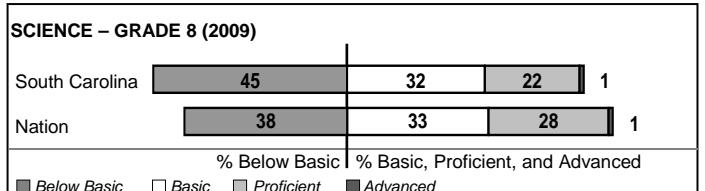
PASS PERFORMANCE

Our School
 Middle Schools with Students Like Ours
 Middle schools statewide



NAEP PERFORMANCE*

* Performance reported for SC and nation, data not available at school level. Percentages at NAEP Achievement Levels.



END OF COURSE TESTS - 2011

% of students scoring 70 or above on:	Our Middle School	Middle Schools with Students Like Ours
Algebra 1/Math for the Technologies 2	N/A	94.8
English 1	N/A	87.8
Biology 1/Applied Biology 2	N/A	46.6
Physical Science	N/A	46.2
US History and the Constitution	N/A	N/A
All Subjects	N/A	92.5

SC PERFORMANCE VISION

By 2020 all students will graduate with the knowledge and skills necessary to compete successfully in the global economy, participate in a democratic society and contribute positively as members of families and communities.

Abbreviations Key

N/A Not Applicable N/AV Not Available N/C Not Collected N/R Not Reported I/S Insufficient Sample TBD To be determined
 NI Newly Identified CSI Continuing School Improvement CA Corrective Action RP Plan to Restructure R Restructure DELAY School Improvement Status HOLD School Improvement Status

LAKE VIEW MIDDLE [Dillon 1]

SCHOOL PROFILE

	Our School	Change from Last Year	Middle Schools with Students Like Ours	Median Middle School
Students (n=171)				
Students enrolled in high school credit courses (grades 7 & 8)	0.0%	No Change	14.8%	24.5%
Retention rate	6.2%	Up from 3.4%	0.6%	0.7%
Attendance rate	96.9%	Up from 95.3%	95.5%	95.9%
Served by gifted and talented program	5.6%	Up from 3.3%	12.2%	17.8%
With disabilities other than speech	19.4%	Up from 17.6%	10.3%	9.2%
Older than usual for grade	4.9%	Down from 7.4%	2.4%	1.5%
Out-of-school suspensions or expulsions for violent and/or criminal offenses	0.0%	No Change	0.6%	0.4%
Annual dropout rate	0.0%	No Change	0.0%	0.0%
Teachers (n=10)				
Teachers with advanced degrees	30.0%	Up from 16.7%	60.0%	60.0%
Continuing contract teachers	100.0%	Up from 83.3%	78.1%	82.6%
Teachers returning from previous year	94.4%	Up from 91.7%	82.9%	85.6%
Teacher attendance rate	95.1%	Up from 94.6%	95.1%	95.3%
Average teacher salary*	\$38,800	Down 3.1%	\$44,672	\$46,300
Classes not taught by highly qualified teachers	4.2%	Up from 0.0%	1.8%	1.2%
Professional development days/teacher	5.7 days	Down from 11.7 days	11.0 days	9.9 days
School				
Principal's years at school	11.0	Up from 10.0	3.5	4.0
Student-teacher ratio in core subjects	13.9 to 1	Down from 14.0 to 1	20.3 to 1	21.5 to 1
Prime instructional time	91.4%	Up from 86.6%	90.4%	90.1%
Opportunities in the arts	Good	No Change	Good	Good
SACS accreditation	No	No Change	Yes	Yes
Parents attending conferences	100.0%	Up from 85.4%	97.4%	98.1%
Character development program	Average	Down from Good	Good	Good
Dollars spent per pupil**	\$9,564	Up 3.7%	\$8,326	\$7,634
Percent of expenditures for instruction**	46.1%	Down from 47.8%	64.1%	64.0%
Percent of expenditures for teacher salaries**	39.1%	Down from 41.9%	59.4%	61.2%
% of AYP objectives met	64.7%	Down from 100.0%	71.5%	80.5%

* Length of contract = 185+ days.

** Prior year audited financial data available.

REPORT OF PRINCIPAL AND SCHOOL IMPROVEMENT COUNCIL

Lake View Middle School incorporates grades five, six and seven. We believe our entire school had a very positive, productive and successful year 2010-2011. Lake View Middle had implemented a number of positive programs and activities in order to improve PASS readiness and scores. We met Average Yearly Progress (AYP) for the past two years.

Our students were involved in many activities that were of benefit to them and the community. One such service-learning project was the Pennies for Patient fundraiser. Activities were conducted to raise money for cancer research. Participating in the St. Jude Math-A-thon, students were able to improve math skills and raise money for St. Jude Hospital, which treats serious ill children at no charge. Our Academic Challenge team participated in many competitions and made it to the regional finals again. This is the last year for Dillon One; we will be merging with Dillon Two to form Dillon Four.

At Lake View Middle, we continuously strive to create a climate of academic excellence for our students: "No Excuses, Striving for Excellence."

Van T. Gaffney, Sr., Principal

EVALUATION RESULTS

	Teachers	Students*	Parents*
Number of surveys returned	10	50	49
Percent satisfied with learning environment	100.0%	71.4%	78.3%
Percent satisfied with social and physical environment	90.0%	60.0%	73.5%
Percent satisfied with school-home relations	80.0%	84.0%	69.4%

*Only students at the highest middle school grade level at this school and their parents were included.

Comprehensive detail, including definitions of ratings, performance criteria, and explanations of status, is available on www.ed.sc.gov and www.eoc.sc.gov as well as school and school district websites.

Printed versions are available from school districts upon request.

Abbreviations Key

N/A Not Applicable N/AV Not Available N/C Not Collected N/R Not Reported I/S Insufficient Sample TBD To be determined

NI Newly Identified CSI Continuing School Improvement CA Corrective Action RP Plan to Restructure R Restructure DELAY School Improvement Status HOLD School Improvement Status