



# SC Annual School Report Card Summary

**CHOICES**  
**Darlington**  
**Grades: 6-11**      **Enrollment: 32**  
**Principal: Ralph Porter**  
**Superintendent: Dr. Rainey Knight**  
**Board Chair: Charles Govan**

## PERFORMANCE

Comprehensive detail, including definitions of ratings, performance criteria, and explanations of status, is available on [www.ed.sc.gov](http://www.ed.sc.gov) and [www.eoc.sc.gov](http://www.eoc.sc.gov) as well as school and school district websites. Printed versions are available from school districts upon request.

YEAR	ABSOLUTE RATING	GROWTH RATING	PALMETTO GOLD AND SILVER AWARD		AYP STATUS	NCLB IMPROVEMENT STATUS
			General Performance	Closing the Gap		
2011	At-Risk	At-Risk	TBD	TBD	Not Met	N/A
2010	At-Risk	At-Risk	N/A	N/A	Not Met	N/A
2009	At-Risk	At-Risk	N/A	N/A	Not Met	N/A

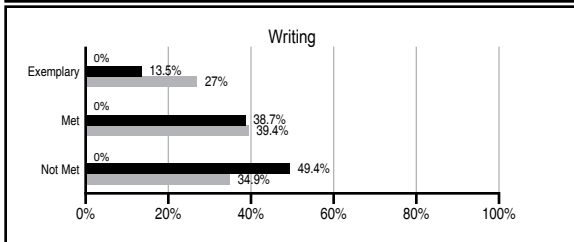
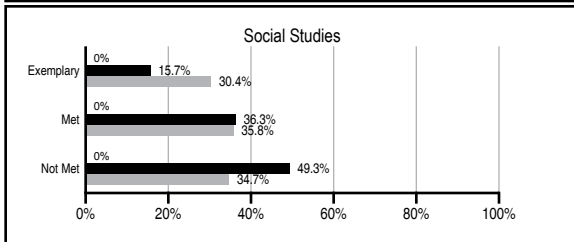
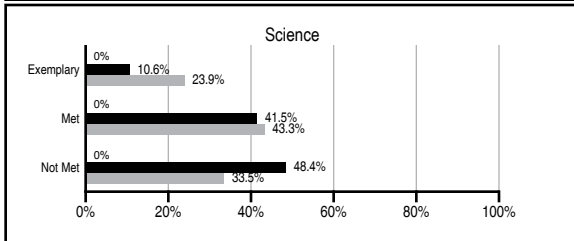
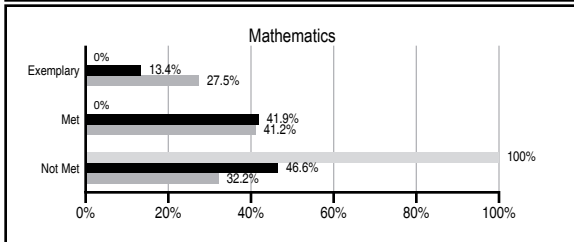
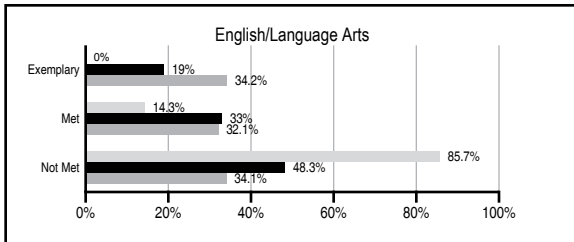
## ABSOLUTE RATINGS OF MIDDLE SCHOOLS WITH STUDENTS LIKE OURS\*

EXCELLENT	GOOD	AVERAGE	BELOW AVERAGE	AT-RISK
0	0	21	26	18

\* Ratings are calculated with data available by 11/09/2011. Schools with Students Like Ours are Middle Schools with Poverty Indices of no more than 5% above or below the index for this school.

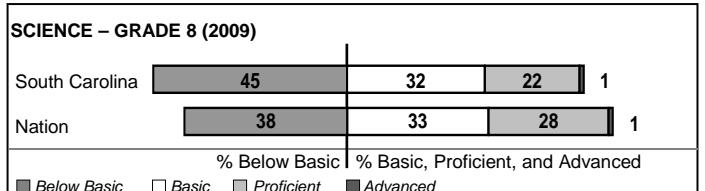
## PASS PERFORMANCE

Our School     
  Middle Schools with Students Like Ours     
  Middle schools statewide



## NAEP PERFORMANCE\*

\* Performance reported for SC and nation, data not available at school level. Percentages at NAEP Achievement Levels.



## END OF COURSE TESTS - 2011

% of students scoring 70 or above on:	Our Middle School	Middle Schools with Students Like Ours
Algebra 1/Math for the Technologies 2	N/A	91.8
English 1	N/A	88.8
Biology 1/Applied Biology 2	N/A	46.0
Physical Science	N/A	19.2
US History and the Constitution	N/A	N/A
All Subjects	N/A	90.0

## SC PERFORMANCE VISION

*By 2020 all students will graduate with the knowledge and skills necessary to compete successfully in the global economy, participate in a democratic society and contribute positively as members of families and communities.*

### Abbreviations Key

N/A Not Applicable N/AV Not Available N/C Not Collected N/R Not Reported I/S Insufficient Sample TBD To be determined  
 NI Newly Identified CSI Continuing School Improvement CA Corrective Action RP Plan to Restructure R Restructure DELAY School Improvement Status HOLD School Improvement Status

# CHOICES [Darlington]

## SCHOOL PROFILE

	Our School	Change from Last Year	Middle Schools with Students Like Ours	Median Middle School
<b>Students (n=32)</b>				
Students enrolled in high school credit courses (grades 7 & 8)	0.0%	N/R	13.6%	24.5%
Retention rate	2.1%	Up from 0.0%	1.0%	0.7%
Attendance rate	91.0%	Up from 89.8%	95.6%	95.9%
Served by gifted and talented program	2.2%	Up from 0.0%	7.1%	17.8%
With disabilities other than speech	6.4%	Down from 14.1%	10.8%	9.2%
Older than usual for grade	21.3%	Down from 30.8%	2.9%	1.5%
Out-of-school suspensions or expulsions for violent and/or criminal offenses	6.3%	Up from 0.0%	0.4%	0.4%
Annual dropout rate	0.0%	No Change	0.0%	0.0%
<b>Teachers (n=3)</b>				
Teachers with advanced degrees	N/A	N/A	58.2%	60.0%
Continuing contract teachers	N/A	N/A	70.2%	82.6%
Teachers returning from previous year	N/A	N/A	82.2%	85.6%
Teacher attendance rate	100.0%	No Change	95.3%	95.3%
Average teacher salary*	I/S	N/A	\$44,142	\$46,300
Classes not taught by highly qualified teachers	100.0%	N/A	4.6%	1.2%
Professional development days/teacher	9.0 days	Down from 10.0 days	10.2 days	9.9 days
<b>School</b>				
Principal's years at school	9.0	Up from 8.0	3.0	4.0
Student-teacher ratio in core subjects	14.7 to 1	Up from 4.9 to 1	19.2 to 1	21.5 to 1
Prime instructional time	91.0%	Up from 89.8%	89.5%	90.1%
Opportunities in the arts	Poor	No Change	Good	Good
SACS accreditation	Yes	No Change	Yes	Yes
Parents attending conferences	100.0%	Up from 99.2%	97.8%	98.1%
Character development program	Excellent	Up from Good	Good	Good
Dollars spent per pupil**	\$9,769	Down 19.0%	\$9,564	\$7,634
Percent of expenditures for instruction**	73.0%	Up from 58.8%	62.3%	64.0%
Percent of expenditures for teacher salaries**	61.4%	Up from 52.4%	56.4%	61.2%
% of AYP objectives met	60.0%	No Change	70.6%	80.5%

\* Length of contract = 185+ days.

\*\* Prior year audited financial data available.

## EVALUATION RESULTS

	Teachers	Students*	Parents*
Number of surveys returned	N/A	N/A	N/A
Percent satisfied with learning environment	N/A	N/A	N/A
Percent satisfied with social and physical environment	N/A	N/A	N/A
Percent satisfied with school-home relations	N/A	N/A	N/A

\*Only students at the highest middle school grade level at this school and their parents were included.

## REPORT OF PRINCIPAL AND SCHOOL IMPROVEMENT COUNCIL

"CHOICES" is in its 9th year as a charter school with charter agreements with both Florence District One and Darlington County school districts. "CHOICES has a target population of students ages 12-17 who have been expelled from school or dropped out. Our goal is to provide an education that will transition them to become life-long learners and to possibly return to a regular traditional school, if possible and appropriate. "CHOICES" is for practical purposes an Alternative School and should be compared to other Alternative Schools.

"CHOICES" provides a foundation for continuous learning through classroom instruction, service learning, project based learning, and on-site construction training. Character training is the cornerstone for "CHOICES," as the students are given the opportunity to discover the greatest possible understanding of self. They are exposed to individual, personalized learning with a strong emphasis on work ethics and job skills.

The mission of "CHOICES" Charter School is to provide a learning environment that links school to work experiences by making the right choices and staying in school. "CHOICES" was originated by a retired police chief from the City of Florence, who saw a need for a school for divergent learners who were roaming the streets and demonstrating behavior problems that were getting them expelled from school. "CHOICES" is the only alternative after expulsion besides the streets or incarceration.

"CHOICES is located in Darlington County, adjacent to Florence County, in the middle of 130 acres of forest on Black Creek. The property is owned by Central United Methodist Church. "CHOICES" leases eight acres for one dollar per month for the school location. Student enrollment has remained small intentionally for a total of 45 students.

There is one certified teacher and teacher's assistant per 15 students, with additional assistance provided by retired professional people in the community who volunteer. "CHOICES" has incorporated a Pre-GED component for students who cannot return to high school. These students will pursue the GED when they turn 17. "CHOICES" has also incorporated a Vocational Educational component for all grade levels.

"CHOICES" has adopted a progressive discipline system that ensures good communications with other schools, relative to student behavior.

Ralph Porter, Executive Director

Comprehensive detail, including definitions of ratings, performance criteria, and explanations of status, is available on [www.ed.sc.gov](http://www.ed.sc.gov) and [www.eoc.sc.gov](http://www.eoc.sc.gov) as well as school and school district websites.

Printed versions are available from school districts upon request.

### Abbreviations Key

N/A Not Applicable N/AV Not Available N/C Not Collected N/R Not Reported I/S Insufficient Sample TBD To be determined

NI Newly Identified CSI Continuing School Improvement CA Corrective Action RP Plan to Restructure R Restructure DELAY School Improvement Status HOLD School Improvement Status