



# SC Annual School Report Card Summary

**ROSENWALD ELEMENTARY/MIDDLE**  
**Darlington**  
**Grades: K-8** Enrollment: 165  
**Principal: Kimberly Mason**  
**Superintendent: Dr. Rainey Knight**  
**Board Chair: Charles Govan**

## PERFORMANCE

Comprehensive detail, including definitions of ratings, performance criteria, and explanations of status, is available on [www.ed.sc.gov](http://www.ed.sc.gov) and [www.eoc.sc.gov](http://www.eoc.sc.gov) as well as school and school district websites. Printed versions are available from school districts upon request.

YEAR	ABSOLUTE RATING	GROWTH RATING	PALMETTO GOLD AND SILVER AWARD		AYP STATUS	NCLB IMPROVEMENT STATUS
			General Performance	Closing the Gap		
2011	At-Risk	Below Average	TBD	TBD	Not Met	N/A
2010	Below Average	Average	N/A	N/A	Met	N/A
2009	Below Average	Average	N/A	N/A	Met	NI-DELAY

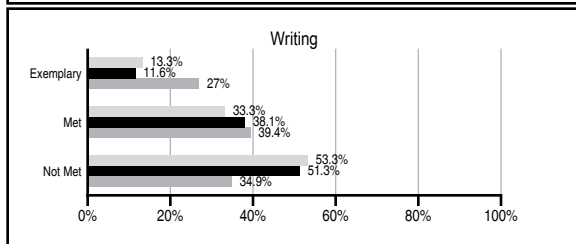
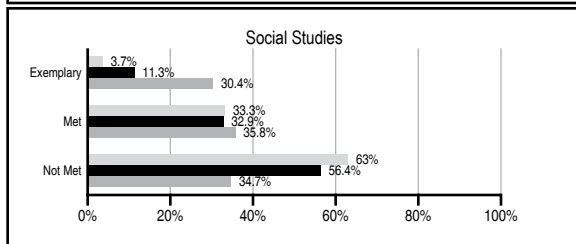
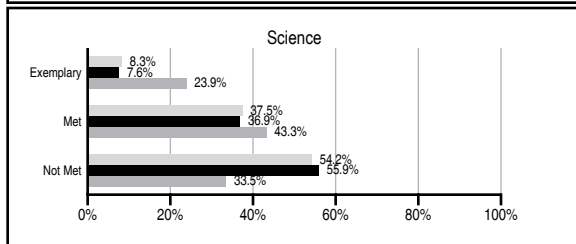
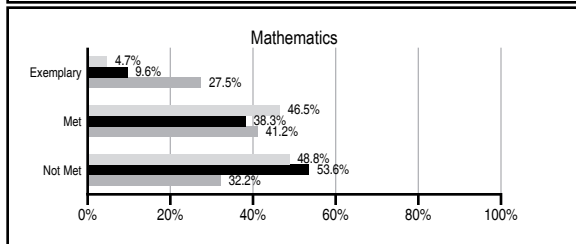
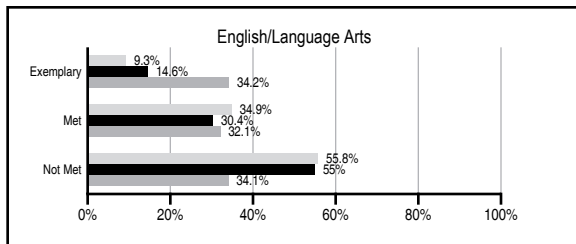
## ABSOLUTE RATINGS OF MIDDLE SCHOOLS WITH STUDENTS LIKE OURS\*

EXCELLENT	GOOD	AVERAGE	BELOW AVERAGE	AT-RISK
0	0	3	15	19

\*Ratings are calculated with data available by 11/09/2011. Schools with Students Like Ours are Middle Schools with Poverty Indices of no more than 5% above or below the index for this school.

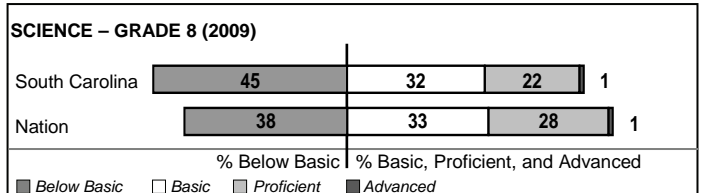
## PASS PERFORMANCE

Our School Middle Schools with Students Like Ours Middle schools statewide



## NAEP PERFORMANCE\*

\* Performance reported for SC and nation, data not available at school level. Percentages at NAEP Achievement Levels.



## END OF COURSE TESTS - 2011

% of students scoring 70 or above on:	Our Middle School	Middle Schools with Students Like Ours
Algebra 1/Math for the Technologies 2	N/A	87.0
English 1	N/A	84.3
Biology 1/Applied Biology 2	N/A	45.4
Physical Science	N/A	22.4
US History and the Constitution	N/A	N/A
All Subjects	N/A	86.2

## SC PERFORMANCE VISION

*By 2020 all students will graduate with the knowledge and skills necessary to compete successfully in the global economy, participate in a democratic society and contribute positively as members of families and communities.*

### Abbreviations Key

N/A Not Applicable N/AV Not Available N/C Not Collected N/R Not Reported I/S Insufficient Sample TBD To be determined  
 NI Newly Identified CSI Continuing School Improvement CA Corrective Action RP Plan to Restructure R Restructure DELAY School Improvement Status HOLD School Improvement Status

# ROSENWALD ELEMENTARY/MIDDLE [Darlington]

## SCHOOL PROFILE

	Our School	Change from Last Year	Middle Schools with Students Like Ours	Median Middle School
<b>Students (n=165)</b>				
Students enrolled in high school credit courses (grades 7 & 8)	0.0%	Down from 21.2%	14.1%	24.5%
Retention rate	3.1%	Up from 0.0%	0.8%	0.7%
Attendance rate	96.2%	Down from 96.5%	95.0%	95.9%
Served by gifted and talented program	1.0%	Up from 0.9%	5.5%	17.8%
With disabilities other than speech	4.9%	Up from 3.8%	11.7%	9.2%
Older than usual for grade	1.9%	Up from 1.4%	2.8%	1.5%
Out-of-school suspensions or expulsions for violent and/or criminal offenses	0.0%	No Change	0.2%	0.4%
Annual dropout rate	0.0%	Down from 6.9%	0.0%	0.0%
<b>Teachers (n=13)</b>				
Teachers with advanced degrees	38.5%	Down from 46.7%	59.8%	60.0%
Continuing contract teachers	53.8%	Down from 60.0%	66.7%	82.6%
Teachers returning from previous year	75.8%	No Change	76.2%	85.6%
Teacher attendance rate	95.2%	Up from 93.7%	95.7%	95.3%
Average teacher salary*	\$43,817	Down 5.2%	\$43,817	\$46,300
Classes not taught by highly qualified teachers	0.0%	No Change	6.2%	1.2%
Professional development days/teacher	13.0 days	Down from 19.7 days	10.1 days	9.9 days
<b>School</b>				
Principal's years at school	3.0	Up from 2.0	3.0	4.0
Student-teacher ratio in core subjects	18.0 to 1	Down from 18.8 to 1	17.9 to 1	21.5 to 1
Prime instructional time	89.9%	Up from 88.3%	89.3%	90.1%
Opportunities in the arts	Good	No Change	Good	Good
SACS accreditation	Yes	No Change	Yes	Yes
Parents attending conferences	67.5%	Down from 100.0%	99.1%	98.1%
Character development program	Good	Down from Excellent	Good	Good
Dollars spent per pupil**	\$10,806	Down 14.3%	\$11,139	\$7,634
Percent of expenditures for instruction**	62.6%	Down from 66.7%	59.7%	64.0%
Percent of expenditures for teacher salaries**	58.0%	Down from 61.6%	55.6%	61.2%
% of AYP objectives met	53.8%	Down from 100.0%	69.1%	80.5%

\* Length of contract = 185+ days.

\*\* Prior year audited financial data available.

## EVALUATION RESULTS

	Teachers	Students*	Parents*
Number of surveys returned	N/A	N/A	N/A
Percent satisfied with learning environment	N/A	N/A	N/A
Percent satisfied with social and physical environment	N/A	N/A	N/A
Percent satisfied with school-home relations	N/A	N/A	N/A

\*Only students at the highest middle school grade level at this school and their parents were included.

## REPORT OF PRINCIPAL AND SCHOOL IMPROVEMENT COUNCIL

The instructional initiative of Rosenwald's team has been improving student achievement using sound instruction and a laser-like focus on assessment this year. The teachers met frequently throughout the year in data teams to determine the effectiveness of the instruction by analyzing the assessment of instruction. All science instruction was assessed every three weeks, while ELA and math were assessed biweekly. The teachers continuously analyzed their results and made plans for re-teaching and differentiating instruction. Additionally, we continued to use benchmarks and MAP to monitor student progress toward state objectives. Teachers participated in monthly data conferences in which they shared their data on student progress, assessment results, and instructional strategies and planned with the principal for next steps in instruction.

With regard to other school wide initiatives, our students benefited from both academic and behavioral incentives. Students participated in our reading program as we increased our circulation of school media center resources and use of classroom libraries. Additionally, we placed challenges for math and science benchmarks on students in grades 5-8. We had over 50% pass both. Also, our teachers have committed to a vertically aligned writing plan in which interim goals have been set for speaking, writing and presenting for every grade. Our school-wide management plan which included eagle tickets, Fun Fridays, and school-wide drawings was coordinated by the school discipline committee and teacher teams. Students had to exhibit "excellent eagle" behavior on a daily basis to be eligible for the incentives. At the end of the school year, both Elementary and Middle School students enjoyed good behavior fieldtrips to Myrtle Beach and Carowinds, respectively.

Our school community relationship flourished. Serving as Greater Heights mentors, the community has been supportive and invested in our school program. The BETA Club students have continued to work diligently with service learning efforts to provide food to our elderly residents in Society Hill. We have also been the recipient of HungerBusters for approximately half of the student body.

With the commitment to improved instruction and thus, increased academic achievement, REMS is embracing proven strategies and putting forth the necessary effort to lead to a premier school. We continue to "Soar to Greater Heights Because Learning Has No Limits".

Pamela Tedder, SIC Chairperson  
Kim Mason, Principal

Comprehensive detail, including definitions of ratings, performance criteria, and explanations of status, is available on [www.ed.sc.gov](http://www.ed.sc.gov) and [www.eoc.sc.gov](http://www.eoc.sc.gov) as well as school and school district websites.

Printed versions are available from school districts upon request.

### Abbreviations Key

N/A Not Applicable N/AV Not Available N/C Not Collected N/R Not Reported I/S Insufficient Sample TBD To be determined

NI Newly Identified CSI Continuing School Improvement CA Corrective Action RP Plan to Restructure R Restructure DELAY School Improvement Status HOLD School Improvement Status