



# SC Annual School Report Card Summary

**SPAULDING MIDDLE**  
**Darlington**  
**Grades: 6-8** Enrollment: 288  
**Principal: Derrick Glover**  
**Superintendent: Dr. Rainey Knight**  
**Board Chair: Charles Govan**

## PERFORMANCE

Comprehensive detail, including definitions of ratings, performance criteria, and explanations of status, is available on [www.ed.sc.gov](http://www.ed.sc.gov) and [www.eoc.sc.gov](http://www.eoc.sc.gov) as well as school and school district websites. Printed versions are available from school districts upon request.

YEAR	ABSOLUTE RATING	GROWTH RATING	PALMETTO GOLD AND SILVER AWARD		AYP STATUS	NCLB IMPROVEMENT STATUS
			General Performance	Closing the Gap		
2011	Average	Average	TBD	TBD	Not Met	N/A
2010	Average	Excellent	Gold	Silver	Met	N/A
2009	Below Average	Average	N/A	N/A	Met	R-DELAY

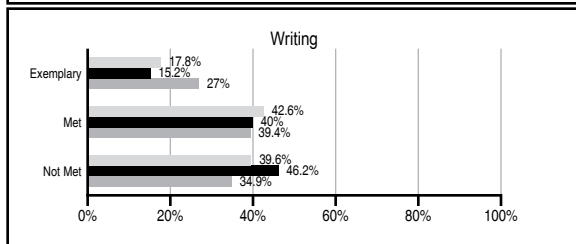
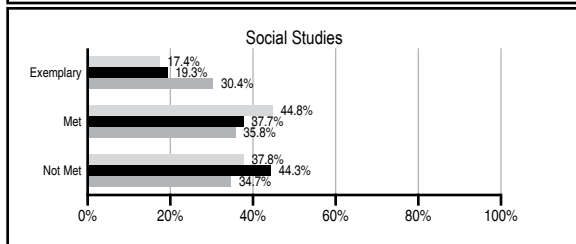
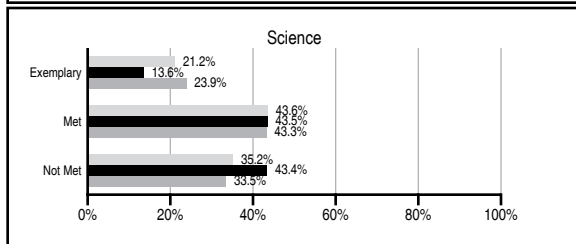
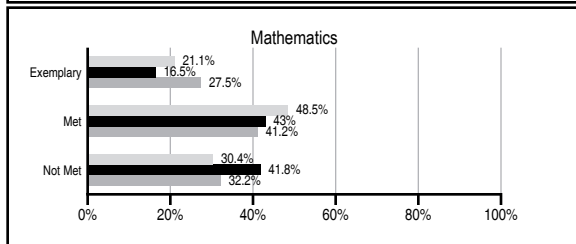
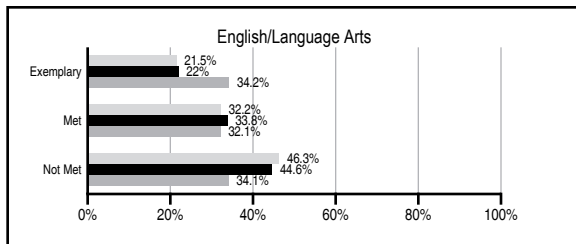
## ABSOLUTE RATINGS OF MIDDLE SCHOOLS WITH STUDENTS LIKE OURS\*

EXCELLENT	GOOD	AVERAGE	BELOW AVERAGE	AT-RISK
0	0	30	23	8

\*Ratings are calculated with data available by 11/09/2011. Schools with Students Like Ours are Middle Schools with Poverty Indices of no more than 5% above or below the index for this school.

## PASS PERFORMANCE

Our School Middle Schools with Students Like Ours Middle schools statewide



## NAEP PERFORMANCE\*

\* Performance reported for SC and nation, data not available at school level. Percentages at NAEP Achievement Levels.



## END OF COURSE TESTS - 2011

% of students scoring 70 or above on:	Our Middle School	Middle Schools with Students Like Ours
Algebra 1/Math for the Technologies 2	100.0	93.6
English 1	95.7	91.3
Biology 1/Applied Biology 2	N/A	31.0
Physical Science	N/A	30.2
US History and the Constitution	N/A	N/A
All Subjects	97.1	92.2

## SC PERFORMANCE VISION

*By 2020 all students will graduate with the knowledge and skills necessary to compete successfully in the global economy, participate in a democratic society and contribute positively as members of families and communities.*

### Abbreviations Key

N/A Not Applicable N/AV Not Available N/C Not Collected N/R Not Reported I/S Insufficient Sample TBD To be determined  
 NI Newly Identified CSI Continuing School Improvement CA Corrective Action RP Plan to Restructure R Restructure DELAY School Improvement Status HOLD School Improvement Status

# SPAULDING MIDDLE [Darlington]

## SCHOOL PROFILE

	Our School	Change from Last Year	Middle Schools with Students Like Ours	Median Middle School
<b>Students (n=288)</b>				
Students enrolled in high school credit courses (grades 7 & 8)	12.0%	Down from 13.7%	14.2%	24.5%
Retention rate	4.2%	Up from 0.4%	0.7%	0.7%
Attendance rate	94.7%	Down from 96.6%	95.7%	95.9%
Served by gifted and talented program	7.0%	Down from 8.1%	10.9%	17.8%
With disabilities other than speech	9.1%	Down from 9.3%	10.6%	9.2%
Older than usual for grade	2.4%	Up from 1.6%	2.8%	1.5%
Out-of-school suspensions or expulsions for violent and/or criminal offenses	0.3%	Up from 0.0%	0.5%	0.4%
Annual dropout rate	0.6%	Up from 0.0%	0.0%	0.0%
<b>Teachers (n=15)</b>				
Teachers with advanced degrees	60.0%	Up from 52.9%	59.8%	60.0%
Continuing contract teachers	86.7%	Down from 88.2%	73.2%	82.6%
Teachers returning from previous year	77.5%	Down from 80.2%	82.6%	85.6%
Teacher attendance rate	91.6%	Down from 96.2%	95.2%	95.3%
Average teacher salary*	\$44,927	Down 0.6%	\$44,636	\$46,300
Classes not taught by highly qualified teachers	0.0%	No Change	2.5%	1.2%
Professional development days/teacher	15.6 days	Up from 15.2 days	10.9 days	9.9 days
<b>School</b>				
Principal's years at school	3.0	Up from 2.0	3.0	4.0
Student-teacher ratio in core subjects	28.2 to 1	Up from 24.2 to 1	19.9 to 1	21.5 to 1
Prime instructional time	85.0%	Down from 91.5%	90.1%	90.1%
Opportunities in the arts	Good	No Change	Good	Good
SACS accreditation	Yes	No Change	Yes	Yes
Parents attending conferences	93.8%	Up from 92.3%	97.3%	98.1%
Character development program	Excellent	Up from Good	Good	Good
Dollars spent per pupil**	\$10,118	Up 0.9%	\$8,854	\$7,634
Percent of expenditures for instruction**	54.9%	Up from 53.8%	62.3%	64.0%
Percent of expenditures for teacher salaries**	52.1%	Up from 49.8%	59.0%	61.2%
% of AYP objectives met	82.4%	Down from 100.0%	70.6%	80.5%

\* Length of contract = 185+ days.

\*\* Prior year audited financial data available.

## EVALUATION RESULTS

	Teachers	Students*	Parents*
Number of surveys returned	14	79	56
Percent satisfied with learning environment	100.0%	71.4%	74.5%
Percent satisfied with social and physical environment	100.0%	81.8%	76.8%
Percent satisfied with school-home relations	92.9%	83.1%	71.4%

\*Only students at the highest middle school grade level at this school and their parents were included.

## REPORT OF PRINCIPAL AND SCHOOL IMPROVEMENT COUNCIL

Highly effective teachers, challenging, rigorous curricula, and engaging, technology-driven, student-centered instruction make Spaulding Middle School a great place for students to achieve at optimal levels. This continues to be our driving force as we increase student achievement in all areas.

We are excited about the gains our students are making! During the 2009-2010 school year, we increased our absolute rating to "average" on the School Report Card. In addition to receiving "excellent" on our improvement rating, Spaulding Middle School met 17 of 17 objectives and made Adequate Yearly Progress (AYP) as outlined in the federal mandate of No Child Left Behind. As a result of these accomplishments, Spaulding Middle School received a Palmetto Gold Award for General Performance and a Palmetto Silver Award for Closing the Achievement Gap from the SC Department of Education.

On-going, authentic professional development has been an integral component of our goal to provide quality instruction to our students. Teachers participated in weekly professional learning communities to collaborate and plan instruction. In addition, teachers attended local, state, and national professional development sessions. Teachers continue to facilitate high quality, engaging instruction for our students.

Benchmark testing in ELA, math, and science continues to be a strategy used to measure student progress and provide data on student instructional needs. Measures of Academic Progress (MAP) was administered in ELA and math three times this year. Students participated in individual conferences with teachers to discuss test results and strategies for academic growth. In addition, targeted students were provided with the opportunity to use COMPASS Learning, a computer-based program, to address areas of weakness in math and ELA.

Our students are also excelling in extra-curricular activities. Our football team and the boys and girls basketball teams all had successful seasons. The academic challenge team represented our school well in all of its matches and demonstrated excellence in the regional conference. Our top achieving students became eligible for membership in the Junior Beta Club. Our award winning music program continued to offer performing opportunities for our students.

Spaulding Middle School, a Title I school-wide site, is committed to providing the children in the Lamar area with a high quality education. We will continue to work toward that goal and welcome the support of community and business members.

Derrick Glover, Principal  
Tina McElveen, SIC Chairperson

Comprehensive detail, including definitions of ratings, performance criteria, and explanations of status, is available on [www.ed.sc.gov](http://www.ed.sc.gov) and [www.eoc.sc.gov](http://www.eoc.sc.gov) as well as school and school district websites.

Printed versions are available from school districts upon request.

### Abbreviations Key

N/A Not Applicable N/AV Not Available N/C Not Collected N/R Not Reported I/S Insufficient Sample TBD To be determined

NI Newly Identified CSI Continuing School Improvement CA Corrective Action RP Plan to Restructure R Restructure DELAY School Improvement Status HOLD School Improvement Status