



SC Annual School Report Card Summary

COLLETON MIDDLE
Colleton
Grades: 6-8 Enrollment: 395
Principal: Dr. Ken Jenkns
Superintendent: Ms. Leila Williams
Board Chair: Mr. Wayne Shider

PERFORMANCE

Comprehensive detail, including definitions of ratings, performance criteria, and explanations of status, is available on www.ed.sc.gov and www.eoc.sc.gov as well as school and school district websites. Printed versions are available from school districts upon request.

YEAR	ABSOLUTE RATING	GROWTH RATING	PALMETTO GOLD AND SILVER AWARD		AYP STATUS	NCLB IMPROVEMENT STATUS
			General Performance	Closing the Gap		
2011	Below Average	Average	TBD	TBD	Not Met	N/A
2010	Below Average	Average	N/A	N/A	Not Met	R
2009	Below Average	Average	N/A	N/A	Not Met	R

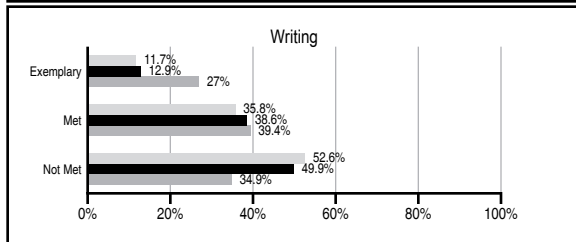
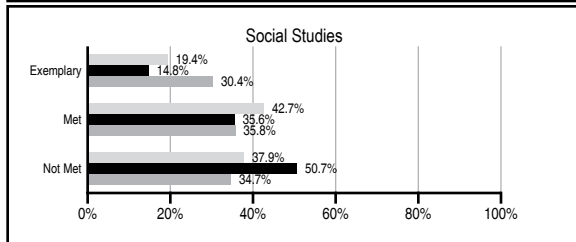
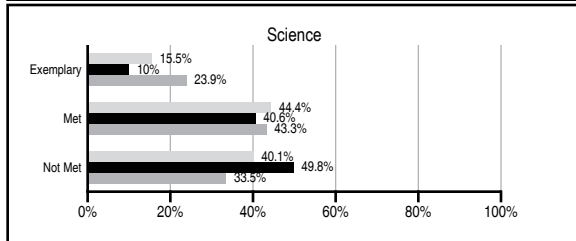
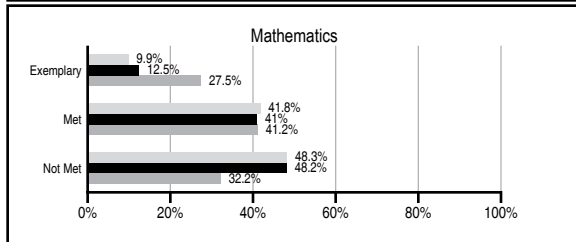
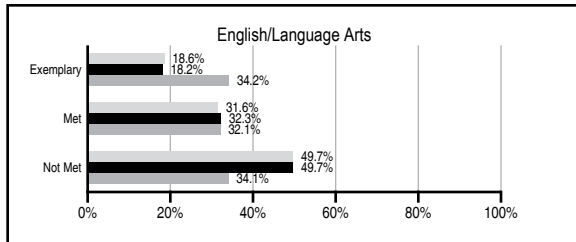
ABSOLUTE RATINGS OF MIDDLE SCHOOLS WITH STUDENTS LIKE OURS*

EXCELLENT	GOOD	AVERAGE	BELOW AVERAGE	AT-RISK
0	0	19	31	22

*Ratings are calculated with data available by 11/09/2011. Schools with Students Like Ours are Middle Schools with Poverty Indices of no more than 5% above or below the index for this school.

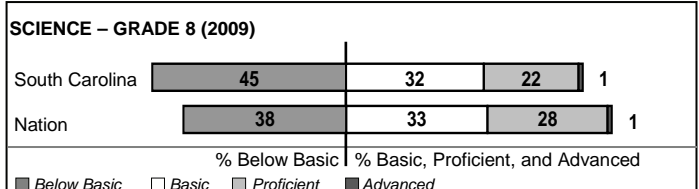


PASS PERFORMANCE

Our School Middle Schools with Students Like Ours Middle schools statewide



NAEP PERFORMANCE*

* Performance reported for SC and nation, data not available at school level. Percentages at NAEP Achievement Levels.



END OF COURSE TESTS - 2011

% of students scoring 70 or above on:	Our Middle School	Middle Schools with Students Like Ours
Algebra 1/Math for the Technologies 2	100.0	90.2
English 1	100.0	88.2
Biology 1/Applied Biology 2	0.0	46.0
Physical Science	N/A	13.4
US History and the Constitution	N/A	N/A
All Subjects	93.3	89.3

SC PERFORMANCE VISION

By 2020 all students will graduate with the knowledge and skills necessary to compete successfully in the global economy, participate in a democratic society and contribute positively as members of families and communities.

Abbreviations Key

N/A Not Applicable N/AV Not Available N/C Not Collected N/R Not Reported I/S Insufficient Sample TBD To be determined
 NI Newly Identified CSI Continuing School Improvement CA Corrective Action RP Plan to Restructure R Restructure DELAY School Improvement Status HOLD School Improvement Status

COLLETON MIDDLE [Colleton]

SCHOOL PROFILE

	Our School	Change from Last Year	Middle Schools with Students Like Ours	Median Middle School
Students (n=395)				
Students enrolled in high school credit courses (grades 7 & 8)	3.0%	Down from 31.7%	14.1%	24.5%
Retention rate	0.3%	Down from 1.0%	1.0%	0.7%
Attendance rate	97.3%	Up from 96.6%	95.4%	95.9%
Served by gifted and talented program	7.1%	Down from 11.2%	7.2%	17.8%
With disabilities other than speech	11.2%	Down from 16.2%	10.9%	9.2%
Older than usual for grade	7.3%	Down from 10.3%	2.9%	1.5%
Out-of-school suspensions or expulsions for violent and/or criminal offenses	0.0%	No Change	0.4%	0.4%
Annual dropout rate	2.8%	Up from 0.7%	0.0%	0.0%
Teachers (n=29)				
Teachers with advanced degrees	48.3%	Up from 43.8%	58.3%	60.0%
Continuing contract teachers	69.0%	Down from 78.1%	69.0%	82.6%
Teachers returning from previous year	78.7%	Down from 84.4%	80.9%	85.6%
Teacher attendance rate	92.9%	Down from 94.5%	95.3%	95.3%
Average teacher salary*	\$43,522	Up 1.2%	\$44,264	\$46,300
Classes not taught by highly qualified teachers	10.2%	Down from 17.9%	4.7%	1.2%
Professional development days/teacher	12.0 days	Up from 6.6 days	10.6 days	9.9 days
School				
Principal's years at school	3.0	No Change	3.0	4.0
Student-teacher ratio in core subjects	23.8 to 1	Up from 20.7 to 1	19.1 to 1	21.5 to 1
Prime instructional time	86.2%	Down from 89.8%	89.4%	90.1%
Opportunities in the arts	Poor	Down from Good	Good	Good
SACS accreditation	No	No Change	Yes	Yes
Parents attending conferences	78.1%	Up from 72.9%	97.4%	98.1%
Character development program	Good	No Change	Good	Good
Dollars spent per pupil**	\$7,719	Down 16.0%	\$9,685	\$7,634
Percent of expenditures for instruction**	63.2%	Up from 60.2%	61.6%	64.0%
Percent of expenditures for teacher salaries**	61.2%	Up from 57.5%	56.3%	61.2%
% of AYP objectives met	81.0%	No Change	69.9%	80.5%

* Length of contract = 185+ days.

** Prior year audited financial data available.

EVALUATION RESULTS

	Teachers	Students*	Parents*
Number of surveys returned	12	99	54
Percent satisfied with learning environment	91.7%	69.7%	84.9%
Percent satisfied with social and physical environment	83.3%	72.7%	69.8%
Percent satisfied with school-home relations	81.8%	85.9%	75.0%

*Only students at the highest middle school grade level at this school and their parents were included.

REPORT OF PRINCIPAL AND SCHOOL IMPROVEMENT COUNCIL

Colleton Middle School

Colleton Middle School concentrated its efforts on success for all students during the 2010-2011 school year. Using MAP results to direct and guide effective changes to instruction, our students did exceptionally well by meeting target growths set by the school in both mathematics and English language arts. Colleton Middle School engaged and challenged our young adolescents through vigorous endeavors, and implementation of concerted academic programs, some of which are as follows: Mastery Teaching through SMART goals, Explicit Direct Instruction (EDI), After School Growth and Achievement Program (GAP), Standards-based Curriculum, Common Assessments in four core areas, Balanced Literacy Reading Program, Mathematics Enrichment Through Tutoring and Technology, Positive Behavior Intervention System (PBIS), Skills Tutor and Orchard Technology, and Read 180 and System 44 Reading Programs.

During the 2010-2011 school year, Colleton Middle School continued to work relentlessly in providing our students with the best core curriculum available. Our teachers are constantly engaging in professional development opportunities in order to provide the most recent research-based and current academic practices to enhance and foster student growth.

This school year has completed our first year for students in school uniforms. The student dress code, along with the implementation of our PBIS program, has assisted Colleton Middle School in transitioning its program into one with an improved school climate and a remarkable improvement in student behavior. Our PBIS program further assisted us in implementing a comprehensive teacher and student incentive program.

Our goal at Colleton Middle School is to continue our rigorous academic curriculum, to provide diverse learning experiences and adequate extra-curricular activities for our students, to increase the use of technology to enhance instruction and parental involvement, but more importantly, to assist our students in becoming confident, competent, and productive citizens. To this end, we encourage members of the community to join our committed team at Colleton Middle School. With the support and involvement of the community, parents, business partners, and everyone, our school will most certainly rise to the top and meet the goals we have established for ourselves. With the continued support and partnership we share with all of our stakeholders, we look forward to another exciting and rewarding year in continuing to build the very best middle school ever.

Dr. Kenneth Jenkins, Principal
Janice Wright, School Improvement Council

Comprehensive detail, including definitions of ratings, performance criteria, and explanations of status, is available on www.ed.sc.gov and www.eoc.sc.gov as well as school and school district websites.

Printed versions are available from school districts upon request.

Abbreviations Key

N/A Not Applicable N/AV Not Available N/C Not Collected N/R Not Reported I/S Insufficient Sample TBD To be determined

NI Newly Identified CSI Continuing School Improvement CA Corrective Action RP Plan to Restructure R Restructure DELAY School Improvement Status HOLD School Improvement Status