

# SC Annual School Report Card Summary

**SCOTT'S BRANCH MIDDLE**  
**Clarendon 1**  
**Grades: 6-8** Enrollment: 207  
**Principal: Dr. Gwendolyn Harris**  
**Superintendent: Dr. Rose H. Wilder**  
**Board Chair: Ms. Wanda Thomas**

## PERFORMANCE

Comprehensive detail, including definitions of ratings, performance criteria, and explanations of status, is available on [www.ed.sc.gov](http://www.ed.sc.gov) and [www.eoc.sc.gov](http://www.eoc.sc.gov) as well as school and school district websites. Printed versions are available from school districts upon request.

YEAR	ABSOLUTE RATING	GROWTH RATING	PALMETTO GOLD AND SILVER AWARD		AYP STATUS	NCLB IMPROVEMENT STATUS
			General Performance	Closing the Gap		
2011	Average	Good	TBD	TBD	Met	N/A
2010	Below Average	Average	N/A	N/A	Met	N/A
2009	Below Average	Average	N/A	N/A	Met	R-DELAY

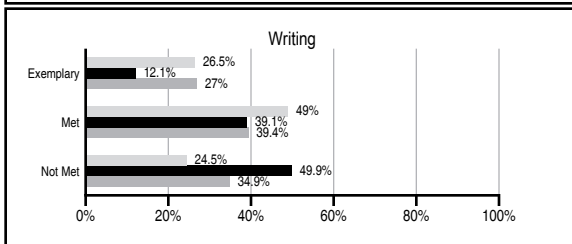
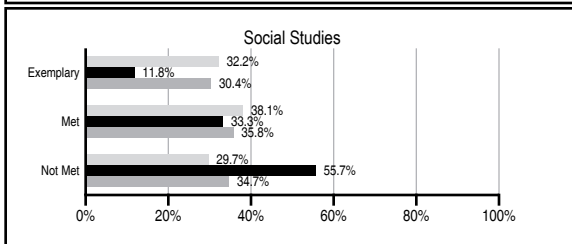
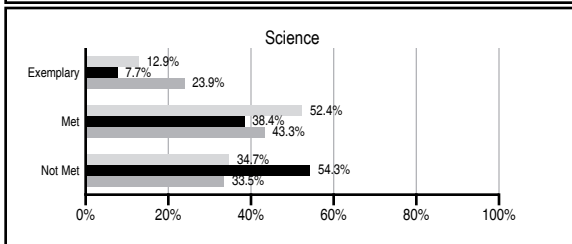
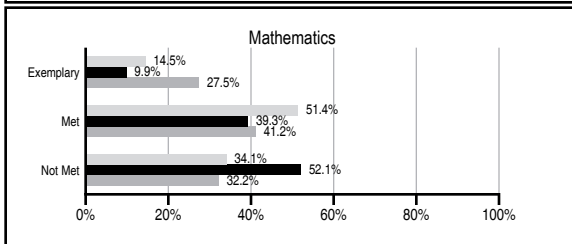
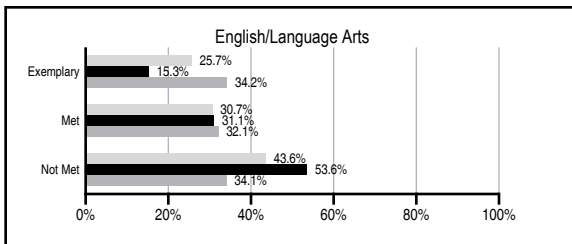
## ABSOLUTE RATINGS OF MIDDLE SCHOOLS WITH STUDENTS LIKE OURS\*

EXCELLENT	GOOD	AVERAGE	BELOW AVERAGE	AT-RISK
0	0	5	19	20

\* Ratings are calculated with data available by 11/09/2011. Schools with Students Like Ours are Middle Schools with Poverty Indices of no more than 5% above or below the index for this school.

## PASS PERFORMANCE

Our School
  Middle Schools with Students Like Ours
  Middle schools statewide



## NAEP PERFORMANCE\*

\* Performance reported for SC and nation, data not available at school level. Percentages at NAEP Achievement Levels.



## END OF COURSE TESTS - 2011

% of students scoring 70 or above on:	Our Middle School	Middle Schools with Students Like Ours
Algebra 1/Math for the Technologies 2	100.0	88.8
English 1	100.0	86.8
Biology 1/Applied Biology 2	N/A	45.4
Physical Science	N/A	16.8
US History and the Constitution	N/A	N/A
All Subjects	100.0	88.2

## SC PERFORMANCE VISION

*By 2020 all students will graduate with the knowledge and skills necessary to compete successfully in the global economy, participate in a democratic society and contribute positively as members of families and communities.*

### Abbreviations Key

N/A Not Applicable N/AV Not Available N/C Not Collected N/R Not Reported I/S Insufficient Sample TBD To be determined  
 NI Newly Identified CSI Continuing School Improvement CA Corrective Action RP Plan to Restructure R Restructure DELAY School Improvement Status HOLD School Improvement Status

# SCOTT'S BRANCH MIDDLE [Clarendon 1]

## SCHOOL PROFILE

	Our School	Change from Last Year	Middle Schools with Students Like Ours	Median Middle School
<b>Students (n=207)</b>				
Students enrolled in high school credit courses (grades 7 & 8)	10.8%	Down from 13.2%	13.1%	24.5%
Retention rate	1.1%	Up from 0.5%	0.9%	0.7%
Attendance rate	96.8%	Down from 98.1%	95.2%	95.9%
Served by gifted and talented program	12.2%	Up from 9.1%	5.3%	17.8%
With disabilities other than speech	10.5%	Down from 18.8%	11.4%	9.2%
Older than usual for grade	0.5%	Down from 2.8%	3.0%	1.5%
Out-of-school suspensions or expulsions for violent and/or criminal offenses	0.0%	Down from 1.1%	0.2%	0.4%
Annual dropout rate	0.0%	No Change	0.0%	0.0%
<b>Teachers (n=11)</b>				
Teachers with advanced degrees	81.8%	Up from 69.2%	59.8%	60.0%
Continuing contract teachers	72.7%	Up from 69.2%	67.1%	82.6%
Teachers returning from previous year	69.9%	Up from 56.7%	76.6%	85.6%
Teacher attendance rate	96.4%	Up from 95.7%	95.4%	95.3%
Average teacher salary*	\$43,465	Down 11.0%	\$43,817	\$46,300
Classes not taught by highly qualified teachers	15.8%	Down from 20.4%	6.2%	1.2%
Professional development days/teacher	10.1 days	Up from 8.4 days	9.9 days	9.9 days
<b>School</b>				
Principal's years at school	5.0	Up from 1.0	3.0	4.0
Student-teacher ratio in core subjects	24.4 to 1	Up from 23.2 to 1	17.7 to 1	21.5 to 1
Prime instructional time	89.9%	Down from 92.3%	89.1%	90.1%
Opportunities in the arts	Good	No Change	Good	Good
SACS accreditation	Yes	No Change	Yes	Yes
Parents attending conferences	100.0%	Up from 96.8%	99.0%	98.1%
Character development program	Average	Down from Good	Good	Good
Dollars spent per pupil**	\$12,766	Down 14.1%	\$10,896	\$7,634
Percent of expenditures for instruction**	56.9%	Down from 59.0%	59.8%	64.0%
Percent of expenditures for teacher salaries**	52.6%	No Change	55.7%	61.2%
% of AYP objectives met	100.0%	No Change	64.5%	80.5%

\* Length of contract = 185+ days.

\*\* Prior year audited financial data available.

## EVALUATION RESULTS

	Teachers	Students*	Parents*
Number of surveys returned	14	50	30
Percent satisfied with learning environment	71.4%	64.0%	83.3%
Percent satisfied with social and physical environment	78.6%	79.6%	86.2%
Percent satisfied with school-home relations	53.8%	81.6%	79.3%

\*Only students at the highest middle school grade level at this school and their parents were included.

## REPORT OF PRINCIPAL AND SCHOOL IMPROVEMENT COUNCIL

Greetings from Scott's Branch Middle School, where we continue to be a professional learning community focused on meeting the needs of the 21st Century learner. This focus on meeting individual student needs brought success in the classroom. Last year, we met all of our Adequate Yearly Progress objectives for the second consecutive year. One of the reasons for our success were teachers who went the extra mile to implement research-based strategies in an effort to make learning relevant. We also used data to plan every lesson. In addition, students shared the responsibility for their learning.

Some of this year's instructional emphasis and professional growth areas included: 1. Using Data to Drive Instruction; 2. Rigor and Instruction; 3. Questioning; 4. Effective Note taking; 5. Explicit Direct Instruction; and 6. Formative Assessment. Classroom instruction was closely monitored to ensure effective implementation of the above instructional strategies.

This year, we also focused on strategies which afforded our teachers the opportunity to create distinctively customized lessons and assessments based on the state's standards. This allowed students to be assessed at their levels of need, as instruction addressed those specific needs.

Literacy Across the Curriculum was also highlighted during the 2010-2011 school year. Emphasis was placed on listening, reading, writing and speaking in complete sentences. All teachers were challenged to emphasize the above skills in their classroom instruction. The above practices were implemented in an effort to promote the district's goal of improving literacy.

During the 2010-2011 school year, technology permeated the atmosphere of Scott's Branch Middle School. In addition to the use of computer-assisted instruction by the classroom teacher, several computer-based laboratory programs were used. Computer-based math and reading programs were utilized to enhance students' math and reading skills. A robotics class allowed students to study the design, construction and history of this important field of science. In addition, all eighth graders took a keyboard class, for which they will receive high school credit.

While we have had a number of successes, we still face challenges. We must continue striving to increase levels of student achievement. Our goal is that 100% of our students will score MET or EXEMPLARY on the Palmetto Assessment of State Standards. We believe that ultimately every student will succeed in this effort and will "Finish Strong."

Gwendolyn Hudson Harris, Principal  
Annette Brown, School Improvement Chairperson

Comprehensive detail, including definitions of ratings, performance criteria, and explanations of status, is available on [www.ed.sc.gov](http://www.ed.sc.gov) and [www.eoc.sc.gov](http://www.eoc.sc.gov) as well as school and school district websites.

Printed versions are available from school districts upon request.

### Abbreviations Key

N/A Not Applicable N/AV Not Available N/C Not Collected N/R Not Reported I/S Insufficient Sample TBD To be determined

NI Newly Identified CSI Continuing School Improvement CA Corrective Action RP Plan to Restructure R Restructure DELAY School Improvement Status HOLD School Improvement Status