



# SC Annual School Report Card Summary

**CHESTERFIELD-RUBY MIDDLE**  
**Chesterfield County**  
**Grades: 6-8** Enrollment: 403  
**Principal: Dr. Andrea L. Hampton**  
**Superintendent: Dr. John E. Williams**  
**Board Chair: Chad L. Vick**

## PERFORMANCE

Comprehensive detail, including definitions of ratings, performance criteria, and explanations of status, is available on [www.ed.sc.gov](http://www.ed.sc.gov) and [www.eoc.sc.gov](http://www.eoc.sc.gov) as well as school and school district websites. Printed versions are available from school districts upon request.

YEAR	ABSOLUTE RATING	GROWTH RATING	PALMETTO GOLD AND SILVER AWARD		AYP STATUS	NCLB IMPROVEMENT STATUS
			General Performance	Closing the Gap		
2011	Average	Average	TBD	TBD	Not Met	N/A
2010	Average	Average	N/A	N/A	Met	N/A
2009	Average	Average	N/A	N/A	Not Met	N/A

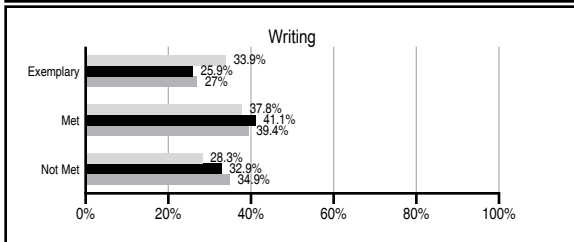
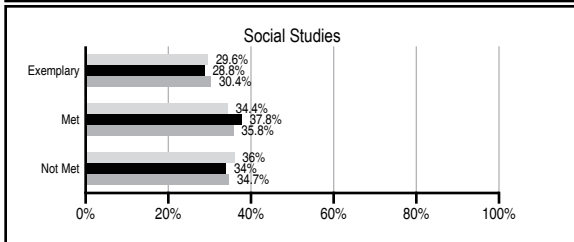
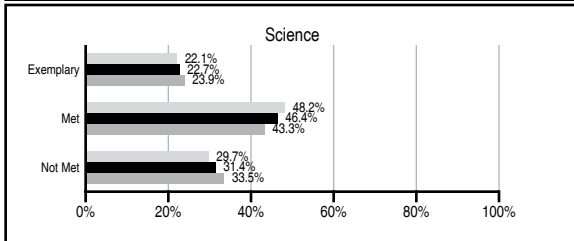
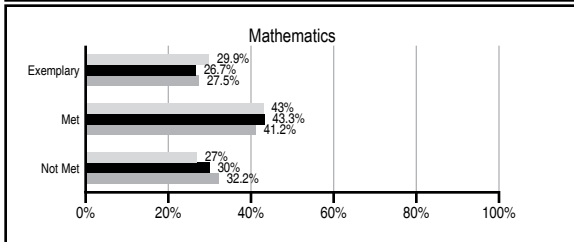
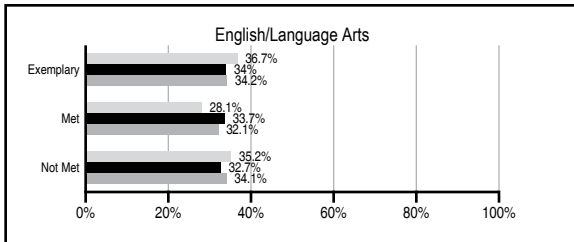
## ABSOLUTE RATINGS OF MIDDLE SCHOOLS WITH STUDENTS LIKE OURS\*

EXCELLENT	GOOD	AVERAGE	BELOW AVERAGE	AT-RISK
3	11	47	4	0

\* Ratings are calculated with data available by 11/09/2011. Schools with Students Like Ours are Middle Schools with Poverty Indices of no more than 5% above or below the index for this school.

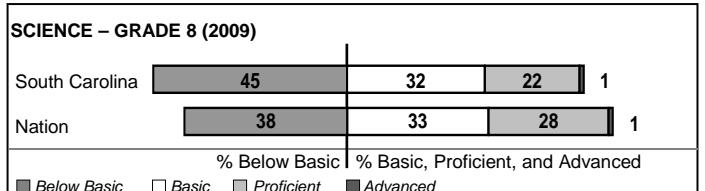
## PASS PERFORMANCE

Our School
  Middle Schools with Students Like Ours
  Middle schools statewide



## NAEP PERFORMANCE\*

\* Performance reported for SC and nation, data not available at school level. Percentages at NAEP Achievement Levels.



## END OF COURSE TESTS - 2011

% of students scoring 70 or above on:	Our Middle School	Middle Schools with Students Like Ours
Algebra 1/Math for the Technologies 2	N/A	96.8
English 1	N/A	96.6
Biology 1/Applied Biology 2	N/A	90.2
Physical Science	100.0	99.5
US History and the Constitution	N/A	N/A
All Subjects	100.0	96.5

## SC PERFORMANCE VISION

*By 2020 all students will graduate with the knowledge and skills necessary to compete successfully in the global economy, participate in a democratic society and contribute positively as members of families and communities.*

### Abbreviations Key

N/A Not Applicable N/AV Not Available N/C Not Collected N/R Not Reported I/S Insufficient Sample TBD To be determined  
 NI Newly Identified CSI Continuing School Improvement CA Corrective Action RP Plan to Restructure R Restructure DELAY School Improvement Status HOLD School Improvement Status

# CHESTERFIELD-RUBY MIDDLE [Chesterfield County]

## SCHOOL PROFILE

	Our School	Change from Last Year	Middle Schools with Students Like Ours	Median Middle School
<b>Students (n=403)</b>				
Students enrolled in high school credit courses (grades 7 & 8)	0.0%	No Change	29.2%	24.5%
Retention rate	0.0%	Down from 1.5%	1.0%	0.7%
Attendance rate	95.8%	Up from 95.7%	95.7%	95.9%
Served by gifted and talented program	26.9%	Up from 24.7%	18.7%	17.8%
With disabilities other than speech	8.4%	Down from 10.9%	10.3%	9.2%
Older than usual for grade	1.7%	Down from 2.0%	2.0%	1.5%
Out-of-school suspensions or expulsions for violent and/or criminal offenses	0.0%	Down from 0.3%	0.4%	0.4%
Annual dropout rate	0.0%	No Change	0.0%	0.0%
<b>Teachers (n=21)</b>				
Teachers with advanced degrees	52.4%	Up from 47.8%	60.0%	60.0%
Continuing contract teachers	95.2%	Up from 91.3%	89.5%	82.6%
Teachers returning from previous year	84.6%	Down from 87.3%	86.0%	85.6%
Teacher attendance rate	96.3%	Up from 95.6%	95.1%	95.3%
Average teacher salary*	\$44,521	Up 2.3%	\$46,037	\$46,300
Classes not taught by highly qualified teachers	0.0%	No Change	0.7%	1.2%
Professional development days/teacher	28.1 days	Up from 21.5 days	9.9 days	9.9 days
<b>School</b>				
Principal's years at school	7.0	Up from 6.0	4.5	4.0
Student-teacher ratio in core subjects	21.1 to 1	Down from 22.2 to 1	21.5 to 1	21.5 to 1
Prime instructional time	91.6%	Up from 90.8%	89.6%	90.1%
Opportunities in the arts	Good	No Change	Good	Good
SACS accreditation	Yes	No Change	Yes	Yes
Parents attending conferences	99.3%	Down from 100.0%	98.0%	98.1%
Character development program	Good	No Change	Good	Good
Dollars spent per pupil**	\$7,759	Up 7.7%	\$7,484	\$7,634
Percent of expenditures for instruction**	61.8%	Up from 61.3%	63.6%	64.0%
Percent of expenditures for teacher salaries**	60.8%	Up from 60.0%	61.0%	61.2%
% of AYP objectives met	82.4%	Down from 100.0%	81.0%	80.5%

\* Length of contract = 185+ days.

\*\* Prior year audited financial data available.

## EVALUATION RESULTS

	Teachers	Students*	Parents*
Number of surveys returned	24	116	82
Percent satisfied with learning environment	100.0%	88.8%	90.1%
Percent satisfied with social and physical environment	100.0%	93.1%	90.2%
Percent satisfied with school-home relations	91.7%	94.8%	82.9%

\*Only students at the highest middle school grade level at this school and their parents were included.

## REPORT OF PRINCIPAL AND SCHOOL IMPROVEMENT COUNCIL

At Chesterfield-Ruby Middle School, EXCELLENCE IS OUR STANDARD! High expectations, a committed faculty/staff, and strong parental/ community involvement makes Chesterfield-Ruby Middle School stand out as one of the best middle schools in Chesterfield County! Our school proudly served over 409 students during the 2009-2010 school year with a staff of 56 individuals committed to supporting our mission to produce Challenged, Responsible, Motivated Students by providing an EXCELLENT education to every student!!

We understand that effective reading practices are key to academic success in all areas. Due to this knowledge, we re-evaluated our library collection and increased our collection by twenty-percent, adding more high-interest and non-fiction. As a result of our efforts, over 85% of our student body reached their Accelerated Reading goals each nine weeks and 80% reached their target MAP growth.

We continued our Red Carpet tradition by hosting various events aimed at fostering collaboration and positive character development. Events included a Back to School Family Fun Night, Live Out Loud Morning Inspiration Programs, Career Fair and monthly career speakers, Parenting Workshops, Grandparent's Day Breakfast, Veteran's Day Parade and Luncheon, Student-Faculty Basketball Game and a Middle School Completion Ceremony. Our entire school family sponsored a Relay for Life Team and donated over \$10,000.00 to the American Cancer Society.

We recognized three Duke Scholars, five South Carolina Junior Scholars and twenty-two Presidential Excellence Recipients. Over twenty-five percent of the student body earned recognition as Honor Roll students for the entire year.

We take pride in pursuing excellence and being CHAMPIONS FOR ALL CHILDREN!

Andrea L. Hampton, Ed.D, Principal  
Scott Wallace, SIC Chairperson

Comprehensive detail, including definitions of ratings, performance criteria, and explanations of status, is available on [www.ed.sc.gov](http://www.ed.sc.gov) and [www.eoc.sc.gov](http://www.eoc.sc.gov) as well as school and school district websites.

Printed versions are available from school districts upon request.

### Abbreviations Key

N/A Not Applicable N/AV Not Available N/C Not Collected N/R Not Reported I/S Insufficient Sample TBD To be determined

NI Newly Identified CSI Continuing School Improvement CA Corrective Action RP Plan to Restructure R Restructure DELAY School Improvement Status HOLD School Improvement Status