



# SC Annual School Report Card Summary

**CHESTER MIDDLE**  
Chester

Grades: 6-8

Enrollment: 609

Principal: Cedrick R. Tidwell

Superintendent: Mr. John Taylor

Board Chair: Mrs. Maggie James

## PERFORMANCE

Comprehensive detail, including definitions of ratings, performance criteria, and explanations of status, is available on [www.ed.sc.gov](http://www.ed.sc.gov) and [www.eoc.sc.gov](http://www.eoc.sc.gov) as well as school and school district websites. Printed versions are available from school districts upon request.

YEAR	ABSOLUTE RATING	GROWTH RATING	PALMETTO GOLD AND SILVER AWARD		AYP STATUS	NCLB IMPROVEMENT STATUS
			General Performance	Closing the Gap		
2011	Below Average	Below Average	TBD	TBD	Not Met	CSI
2010	Below Average	Below Average	N/A	N/A	Not Met	NI
2009	Below Average	Average	N/A	N/A	Not Met	N/A

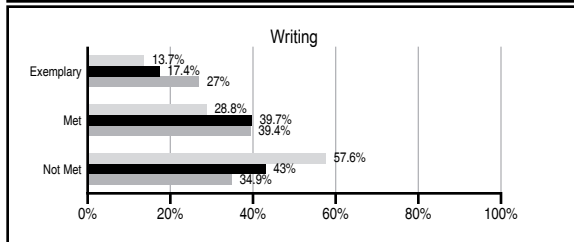
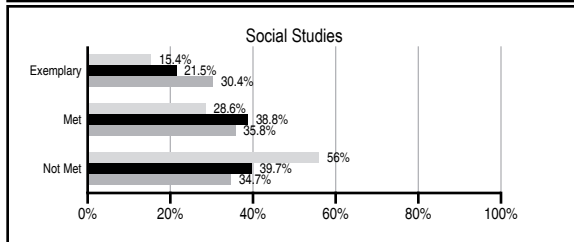
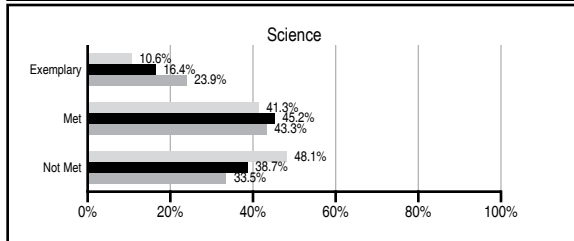
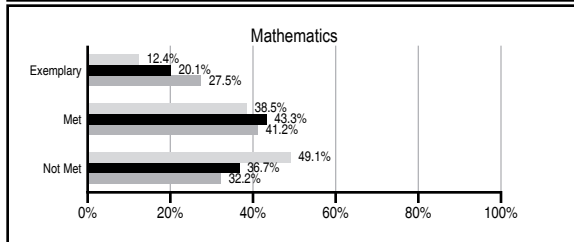
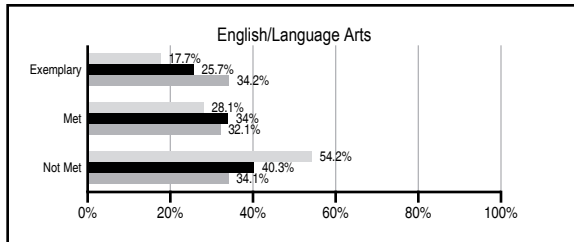
## ABSOLUTE RATINGS OF MIDDLE SCHOOLS WITH STUDENTS LIKE OURS\*

EXCELLENT	GOOD	AVERAGE	BELOW AVERAGE	AT-RISK
0	1	37	11	2

\* Ratings are calculated with data available by 11/09/2011. Schools with Students Like Ours are Middle Schools with Poverty Indices of no more than 5% above or below the index for this school.

## PASS PERFORMANCE

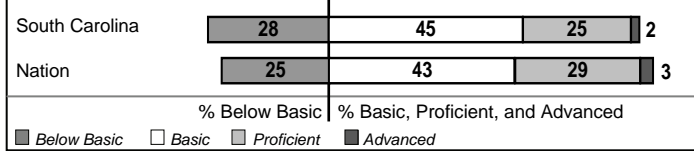
Our School
  Middle Schools with Students Like Ours
  Middle schools statewide



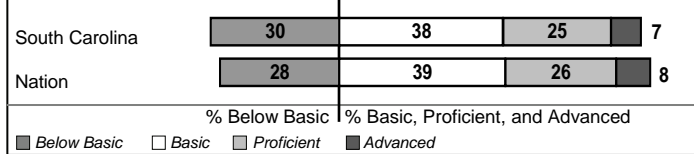
## NAEP PERFORMANCE\*

\* Performance reported for SC and nation, data not available at school level. Percentages at NAEP Achievement Levels.

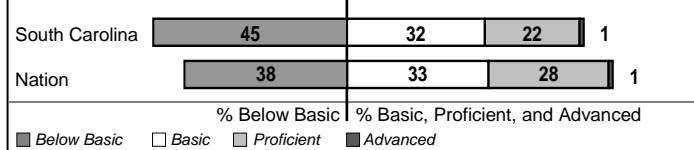
### READING – GRADE 8 (2011)



### MATH – GRADE 8 (2011)



### SCIENCE – GRADE 8 (2009)



## END OF COURSE TESTS - 2011

% of students scoring 70 or above on:	Our Middle School	Middle Schools with Students Like Ours
Algebra 1/Math for the Technologies 2	100.0	96.5
English 1	95.0	91.6
Biology 1/Applied Biology 2	N/A	95.7
Physical Science	N/A	46.2
US History and the Constitution	N/A	N/A
All Subjects	97.6	95.0

## SC PERFORMANCE VISION

*By 2020 all students will graduate with the knowledge and skills necessary to compete successfully in the global economy, participate in a democratic society and contribute positively as members of families and communities.*

### Abbreviations Key

N/A Not Applicable N/AV Not Available N/C Not Collected N/R Not Reported I/S Insufficient Sample TBD To be determined  
NI Newly Identified CSI Continuing School Improvement CA Corrective Action RP Plan to Restructure R Restructure DELAY School Improvement Status HOLD School Improvement Status

# CHESTER MIDDLE [Chester]

## SCHOOL PROFILE

	Our School	Change from Last Year	Middle Schools with Students Like Ours	Median Middle School
<b>Students (n=609)</b>				
Students enrolled in high school credit courses (grades 7 & 8)	85.9%	Up from 46.7%	17.2%	24.5%
Retention rate	0.5%	Down from 1.9%	0.6%	0.7%
Attendance rate	94.2%	Down from 94.6%	95.7%	95.9%
Served by gifted and talented program	15.7%	Up from 14.6%	13.0%	17.8%
With disabilities other than speech	11.3%	Down from 12.7%	10.2%	9.2%
Older than usual for grade	3.6%	Down from 5.7%	2.1%	1.5%
Out-of-school suspensions or expulsions for violent and/or criminal offenses	5.7%	Up from 0.3%	0.6%	0.4%
Annual dropout rate	0.0%	Down from 0.4%	0.0%	0.0%
<b>Teachers (n=39)</b>				
Teachers with advanced degrees	56.4%	Up from 55.8%	56.0%	60.0%
Continuing contract teachers	97.4%	Up from 88.4%	82.3%	82.6%
Teachers returning from previous year	80.6%	Up from 77.4%	82.9%	85.6%
Teacher attendance rate	99.4%	Up from 95.8%	95.3%	95.3%
Average teacher salary*	\$49,364	Down 0.7%	\$45,105	\$46,300
Classes not taught by highly qualified teachers	0.0%	No Change	1.4%	1.2%
Professional development days/teacher	5.7 days	Down from 5.8 days	10.8 days	9.9 days
<b>School</b>				
Principal's years at school	4.0	Up from 3.0	4.0	4.0
Student-teacher ratio in core subjects	24.1 to 1	Up from 22.2 to 1	20.9 to 1	21.5 to 1
Prime instructional time	93.3%	Up from 90.0%	90.4%	90.1%
Opportunities in the arts	Excellent	Up from Good	Good	Good
SACS accreditation	Yes	No Change	Yes	Yes
Parents attending conferences	89.7%	Up from 82.8%	97.0%	98.1%
Character development program	Average	No Change	Good	Good
Dollars spent per pupil**	\$6,939	Down 15.3%	\$8,185	\$7,634
Percent of expenditures for instruction**	65.4%	Down from 69.4%	63.8%	64.0%
Percent of expenditures for teacher salaries**	64.3%	Down from 65.4%	59.9%	61.2%
% of AYP objectives met	61.9%	Down from 71.4%	71.9%	80.5%

\* Length of contract = 185+ days.

\*\* Prior year audited financial data available.

## EVALUATION RESULTS

	Teachers	Students*	Parents*
Number of surveys returned	40	199	110
Percent satisfied with learning environment	66.7%	63.6%	76.6%
Percent satisfied with social and physical environment	77.5%	68.0%	67.0%
Percent satisfied with school-home relations	47.5%	79.4%	72.5%

\*Only students at the highest middle school grade level at this school and their parents were included.

Comprehensive detail, including definitions of ratings, performance criteria, and explanations of status, is available on [www.ed.sc.gov](http://www.ed.sc.gov) and [www.eoc.sc.gov](http://www.eoc.sc.gov) as well as school and school district websites.

Printed versions are available from school districts upon request.

## REPORT OF PRINCIPAL AND SCHOOL IMPROVEMENT COUNCIL

Chester Middle School, located in Chester, South Carolina, is one of three middle schools in the Chester County School District. Our school's mission, in partnership with parents, students, and community, is to prepare students to reach their maximum potential by fostering a commitment to academic excellence and the development of individual strengths and talents in a nurturing environment where individual differences and the respect for the rights of others guide school and committed to improving the quality of life for self and others.

During the 2010-2011 school year, we utilized data analysis and a variety of assessments to identify areas of focus. A Response to Intervention Specialist was employed to improve students' reading levels and the Academy of Reading was utilized to provide students with the necessary reading interventions. In addition, a variety of technology integration was used to engage students, professional development training was provided for our faculty to increase student achievement, and a remediation/enrichment and re-teach/re-test program was implemented to provide students with additional opportunities to master essential material.

Many programs and activities were held this year in an effort to bridge school, home and the community. The programs included: Homework Havoc Parent Workshop, Badgering Bullies Workshop, Map/Odyssey Workshop, Fall Family Picnic, Time Management Parent Workshop, Reading Awards Banquet, Computer Night for Parents, PASS Training for Parents, Community Resource Fair, and the Student Awards Programs. In addition to the above mentioned activities, the school also utilized a monthly newsletter and a computerized calling system to continuously communicate with parents.

Chester Middle School is very proud of its students for their academic achievements. Six students in eighth grade were honored with the Junior Scholar Award. In addition, one student received the honor of being named a Duke Scholar in the seventh grade.

As we move into the new school year, Chester Middle School is excited to continue initiatives such as data analysis to improve student achievement. In addition, Chester Middle School will implement a mentoring program to continue to meet the recommendations made by the School Improvement Council, parents, and faculty. We encourage parents and community members to become involved in the educational process and the lives of our students. Collaboration amongst teachers, parents, and the community is required to ensure the success of our young people.

Lisa Faris, School Improvement Council Chair  
Gail Hamilton, Principal

### Abbreviations Key

N/A Not Applicable N/AV Not Available N/C Not Collected N/R Not Reported I/S Insufficient Sample TBD To be determined

NI Newly Identified CSI Continuing School Improvement CA Corrective Action RP Plan to Restructure R Restructure DELAY School Improvement Status HOLD School Improvement Status