



SC Annual School Report Card Summary

BLACKSBURG MIDDLE
Cherokee
Grades: 6-8 Enrollment: 392
Principal: Virgil Hampton
Superintendent: Dr. Edgar C. Taylor
Board Chair: Mr. Donnie Smith

PERFORMANCE

Comprehensive detail, including definitions of ratings, performance criteria, and explanations of status, is available on www.ed.sc.gov and www.eoc.sc.gov as well as school and school district websites. Printed versions are available from school districts upon request.

| YEAR | ABSOLUTE RATING | GROWTH RATING | PALMETTO GOLD AND SILVER AWARD | | AYP STATUS | NCLB IMPROVEMENT STATUS |
|------|-----------------|---------------|--------------------------------|-----------------|------------|-------------------------|
| | | | General Performance | Closing the Gap | | |
| 2011 | Average | Average | TBD | TBD | Not Met | N/A |
| 2010 | Average | Average | N/A | N/A | Not Met | N/A |
| 2009 | Average | Average | N/A | N/A | Not Met | N/A |

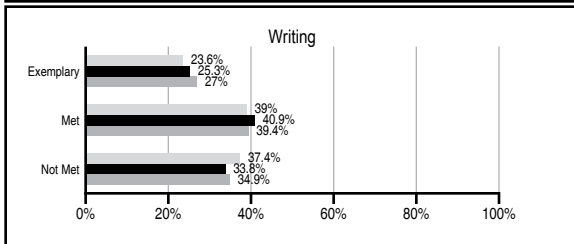
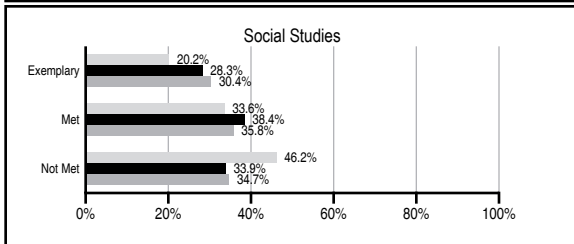
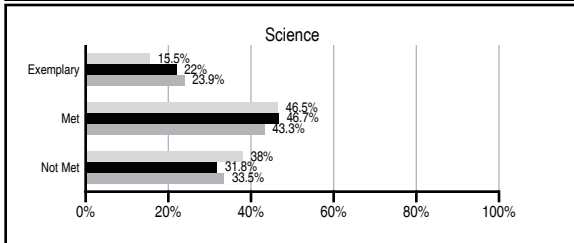
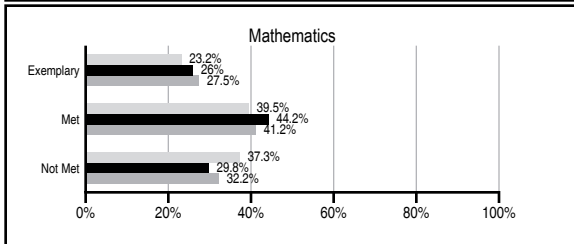
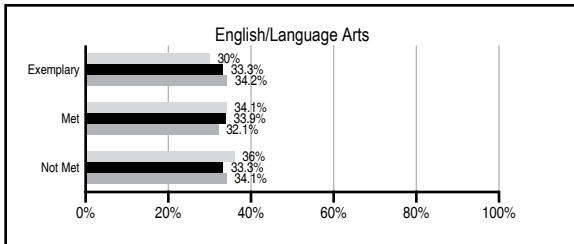
ABSOLUTE RATINGS OF MIDDLE SCHOOLS WITH STUDENTS LIKE OURS*

| EXCELLENT | GOOD | AVERAGE | BELOW AVERAGE | AT-RISK |
|-----------|------|---------|---------------|---------|
| 3 | 10 | 44 | 4 | 0 |

* Ratings are calculated with data available by 11/09/2011. Schools with Students Like Ours are Middle Schools with Poverty Indices of no more than 5% above or below the index for this school.

PASS PERFORMANCE

Our School
 Middle Schools with Students Like Ours
 Middle schools statewide



NAEP PERFORMANCE*

* Performance reported for SC and nation, data not available at school level. Percentages at NAEP Achievement Levels.

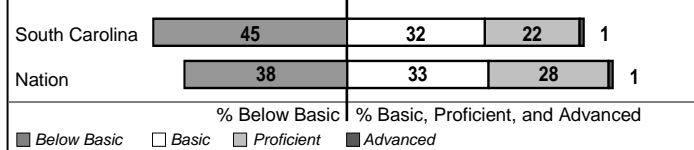
READING – GRADE 8 (2011)



MATH – GRADE 8 (2011)



SCIENCE – GRADE 8 (2009)



END OF COURSE TESTS - 2011

| % of students scoring 70 or above on: | Our Middle School | Middle Schools with Students Like Ours |
|---------------------------------------|-------------------|--|
| Algebra 1/Math for the Technologies 2 | 100.0 | 96.8 |
| English 1 | N/A | 95.9 |
| Biology 1/Applied Biology 2 | N/A | 90.2 |
| Physical Science | N/A | 99.0 |
| US History and the Constitution | N/A | N/A |
| All Subjects | 100.0 | 96.4 |

SC PERFORMANCE VISION

By 2020 all students will graduate with the knowledge and skills necessary to compete successfully in the global economy, participate in a democratic society and contribute positively as members of families and communities.

Abbreviations Key

N/A Not Applicable N/AV Not Available N/C Not Collected N/R Not Reported I/S Insufficient Sample TBD To be determined
 NI Newly Identified CSI Continuing School Improvement CA Corrective Action RP Plan to Restructure R Restructure DELAY School Improvement Status HOLD School Improvement Status

BLACKSBURG MIDDLE [Cherokee]

SCHOOL PROFILE

| | Our School | Change from Last Year | Middle Schools with Students Like Ours | Median Middle School |
|--|------------|-----------------------|--|----------------------|
| Students (n=392) | | | | |
| Students enrolled in high school credit courses (grades 7 & 8) | 49.4% | Down from 66.9% | 23.3% | 24.5% |
| Retention rate | 0.0% | No Change | 0.9% | 0.7% |
| Attendance rate | 96.1% | Up from 95.7% | 95.7% | 95.9% |
| Served by gifted and talented program | 16.7% | Up from 10.9% | 18.2% | 17.8% |
| With disabilities other than speech | 7.6% | Down from 8.5% | 10.1% | 9.2% |
| Older than usual for grade | 0.0% | Down from 1.3% | 1.7% | 1.5% |
| Out-of-school suspensions or expulsions for violent and/or criminal offenses | 1.0% | Up from 0.0% | 0.4% | 0.4% |
| Annual dropout rate | 0.0% | No Change | 0.0% | 0.0% |
| Teachers (n=24) | | | | |
| Teachers with advanced degrees | 62.5% | Down from 72.0% | 58.1% | 60.0% |
| Continuing contract teachers | 91.7% | Down from 100.0% | 87.5% | 82.6% |
| Teachers returning from previous year | 83.2% | Down from 87.2% | 85.2% | 85.6% |
| Teacher attendance rate | 93.1% | Down from 95.1% | 95.4% | 95.3% |
| Average teacher salary* | \$45,974 | Down 6.8% | \$45,841 | \$46,300 |
| Classes not taught by highly qualified teachers | 0.0% | No Change | 1.1% | 1.2% |
| Professional development days/teacher | 5.1 days | Down from 5.3 days | 9.9 days | 9.9 days |
| School | | | | |
| Principal's years at school | 6.0 | Up from 5.0 | 4.0 | 4.0 |
| Student-teacher ratio in core subjects | 21.0 to 1 | Down from 21.8 to 1 | 21.3 to 1 | 21.5 to 1 |
| Prime instructional time | 88.9% | Down from 91.0% | 89.9% | 90.1% |
| Opportunities in the arts | Good | No Change | Good | Good |
| SACS accreditation | Yes | No Change | Yes | Yes |
| Parents attending conferences | 66.0% | Down from 99.8% | 97.3% | 98.1% |
| Character development program | Good | Down from Excellent | Good | Good |
| Dollars spent per pupil** | \$7,487 | Down 0.3% | \$7,487 | \$7,634 |
| Percent of expenditures for instruction** | 62.6% | Down from 64.7% | 63.5% | 64.0% |
| Percent of expenditures for teacher salaries** | 62.1% | Down from 63.0% | 60.8% | 61.2% |
| % of AYP objectives met | 53.8% | Down from 94.1% | 81.5% | 80.5% |

* Length of contract = 185+ days.

** Prior year audited financial data available.

EVALUATION RESULTS

| | Teachers | Students* | Parents* |
|--|----------|-----------|----------|
| Number of surveys returned | 23 | 120 | 67 |
| Percent satisfied with learning environment | 95.7% | 83.2% | 78.8% |
| Percent satisfied with social and physical environment | 95.7% | 84.7% | 77.6% |
| Percent satisfied with school-home relations | 95.2% | 87.3% | 71.6% |

*Only students at the highest middle school grade level at this school and their parents were included.

REPORT OF PRINCIPAL AND SCHOOL IMPROVEMENT COUNCIL

Blacksburg Middle School has completed another successful school year. Seven eighth grade students were recognized as Junior Scholars. Forty-six students took the end-of-course test in Algebra; fifteen students scored 100 and all students passed. Students took MAPS one time this school year and many showed significant progress. We continued to use test data to monitor student achievement.

This year our school chose Relay For Life as one of our major fund raisers. We were able to raise over \$5000.00 to help in the fight against cancer.

Our school offered the Community in Schools Program for student to receive additional instruction in curricular areas and character education.

Courtney Ross was named Teacher of the Year, and Pam Clark received the Distinguished Teacher of Reading award. Wildcat PAC continues to encourage good student behavior, grades and attendance by giving financial support for end of school field trips for all grade levels. Wildcat PAC also offered incentives for perfect attendance for each nine week period. We appreciate the efforts and contributions of our supportive Wildcat PAC.

Blacksburg Middle School is Setting the Standard. We are working diligently to follow the 5R's: Respect, Responsible, Relationships, Ready, and Reliable.

Miss Ashley Turner, School Improvement Council chairperson

Mr. Virgil Hampton, Principal

Comprehensive detail, including definitions of ratings, performance criteria, and explanations of status, is available on www.ed.sc.gov and www.eoc.sc.gov as well as school and school district websites.

Printed versions are available from school districts upon request.

Abbreviations Key

N/A Not Applicable N/AV Not Available N/C Not Collected N/R Not Reported I/S Insufficient Sample TBD To be determined

NI Newly Identified CSI Continuing School Improvement CA Corrective Action RP Plan to Restructure R Restructure DELAY School Improvement Status HOLD School Improvement Status