



# SC Annual School Report Card Summary

**GRANARD MIDDLE**  
**Cherokee**  
**Grades: 6-8** Enrollment: 541  
**Principal: Dr. Mark Bunch**  
**Superintendent: Dr. Edgar C. Taylor**  
**Board Chair: Mr. Donnie Smith**

## PERFORMANCE

Comprehensive detail, including definitions of ratings, performance criteria, and explanations of status, is available on [www.ed.sc.gov](http://www.ed.sc.gov) and [www.eoc.sc.gov](http://www.eoc.sc.gov) as well as school and school district websites. Printed versions are available from school districts upon request.

YEAR	ABSOLUTE RATING	GROWTH RATING	PALMETTO GOLD AND SILVER AWARD		AYP STATUS	NCLB IMPROVEMENT STATUS
			General Performance	Closing the Gap		
2011	Average	Average	TBD	TBD	Not Met	N/A
2010	Average	Average	N/A	N/A	Not Met	N/A
2009	Average	Average	N/A	N/A	Met	N/A

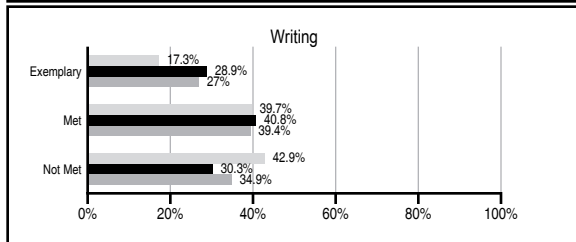
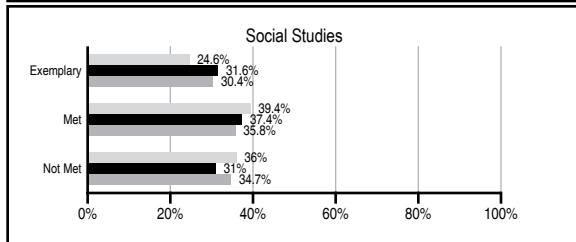
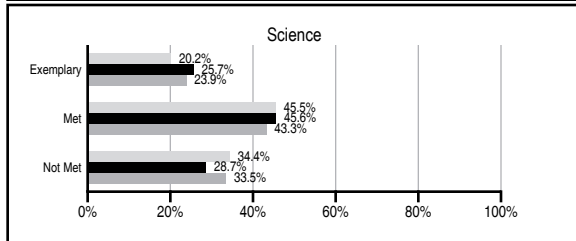
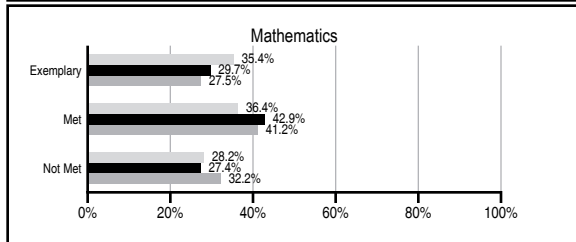
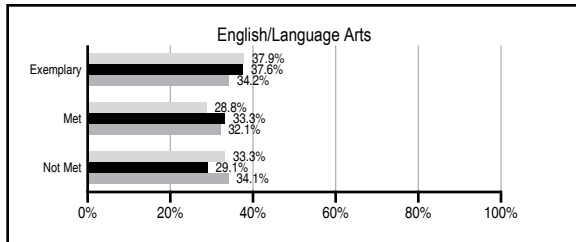
## ABSOLUTE RATINGS OF MIDDLE SCHOOLS WITH STUDENTS LIKE OURS\*

EXCELLENT	GOOD	AVERAGE	BELOW AVERAGE	AT-RISK
3	14	37	0	0

\* Ratings are calculated with data available by 11/09/2011. Schools with Students Like Ours are Middle Schools with Poverty Indices of no more than 5% above or below the index for this school.

## PASS PERFORMANCE

Our School Middle Schools with Students Like Ours Middle schools statewide



## NAEP PERFORMANCE\*

\* Performance reported for SC and nation, data not available at school level. Percentages at NAEP Achievement Levels.



## END OF COURSE TESTS - 2011

% of students scoring 70 or above on:	Our Middle School	Middle Schools with Students Like Ours
Algebra 1/Math for the Technologies 2	97.3	97.7
English 1	N/A	94.2
Biology 1/Applied Biology 2	N/A	N/A
Physical Science	N/A	65.7
US History and the Constitution	N/A	N/A
All Subjects	97.3	97.1

## SC PERFORMANCE VISION

*By 2020 all students will graduate with the knowledge and skills necessary to compete successfully in the global economy, participate in a democratic society and contribute positively as members of families and communities.*

### Abbreviations Key

N/A Not Applicable N/AV Not Available N/C Not Collected N/R Not Reported I/S Insufficient Sample TBD To be determined  
 NI Newly Identified CSI Continuing School Improvement CA Corrective Action RP Plan to Restructure R Restructure DELAY School Improvement Status HOLD School Improvement Status

# GRANARD MIDDLE [Cherokee]

## SCHOOL PROFILE

	Our School	Change from Last Year	Middle Schools with Students Like Ours	Median Middle School
<b>Students (n=541)</b>				
Students enrolled in high school credit courses (grades 7 & 8)	0.0%	Down from 32.4%	30.8%	24.5%
Retention rate	0.5%	Down from 0.8%	0.7%	0.7%
Attendance rate	96.3%	Up from 96.1%	96.0%	95.9%
Served by gifted and talented program	27.7%	Up from 18.5%	20.2%	17.8%
With disabilities other than speech	5.0%	Down from 8.7%	9.7%	9.2%
Older than usual for grade	0.5%	Down from 1.2%	1.5%	1.5%
Out-of-school suspensions or expulsions for violent and/or criminal offenses	0.0%	No Change	0.4%	0.4%
Annual dropout rate	0.0%	No Change	0.0%	0.0%
<b>Teachers (n=35)</b>				
Teachers with advanced degrees	71.4%	Down from 87.9%	61.5%	60.0%
Continuing contract teachers	85.7%	Down from 100.0%	86.2%	82.6%
Teachers returning from previous year	86.8%	Down from 88.3%	87.7%	85.6%
Teacher attendance rate	95.6%	Up from 95.3%	95.4%	95.3%
Average teacher salary*	\$47,788	Down 7.4%	\$46,663	\$46,300
Classes not taught by highly qualified teachers	0.9%	Down from 2.6%	0.0%	1.2%
Professional development days/teacher	6.2 days	Up from 5.9 days	9.6 days	9.9 days
<b>School</b>				
Principal's years at school	1.0	Down from 3.0	4.0	4.0
Student-teacher ratio in core subjects	16.2 to 1	Down from 20.3 to 1	22.3 to 1	21.5 to 1
Prime instructional time	91.0%	Up from 90.9%	90.2%	90.1%
Opportunities in the arts	Good	No Change	Good	Good
SACS accreditation	Yes	No Change	Yes	Yes
Parents attending conferences	87.2%	Up from 81.9%	99.4%	98.1%
Character development program	Excellent	Up from Good	Good	Good
Dollars spent per pupil**	\$6,705	Down 7.9%	\$7,382	\$7,634
Percent of expenditures for instruction**	67.1%	Up from 66.5%	64.4%	64.0%
Percent of expenditures for teacher salaries**	66.3%	Up from 64.9%	62.2%	61.2%
% of AYP objectives met	78.9%	Down from 90.5%	81.0%	80.5%

\* Length of contract = 185+ days.

\*\* Prior year audited financial data available.

## EVALUATION RESULTS

	Teachers	Students*	Parents*
Number of surveys returned	33	152	87
Percent satisfied with learning environment	100.0%	79.9%	87.2%
Percent satisfied with social and physical environment	100.0%	81.2%	76.5%
Percent satisfied with school-home relations	93.9%	90.1%	84.9%

\*Only students at the highest middle school grade level at this school and their parents were included.

## REPORT OF PRINCIPAL AND SCHOOL IMPROVEMENT COUNCIL

This has been a very successful year at Granard Middle School. Our teachers and staff worked diligently to provide a nurturing and academically challenging environment. We had 22 Junior Scholars (up from 14 in 2010 and 9 in 2009), numerous writing award winners, Regional and State Band awards, as well as successful seasons in football, volleyball, and basketball. Our School Report Card scores improved and we met Adequate Yearly Progress (AYP) based on 2009-2010 PASS scores! Students and staff participated in Writing Across the Curriculum. This was a tremendous success. We continued to stress technology implementation in the classrooms, and held school-based training sessions for electronic white boards, classroom performance systems (CPS), LCD projectors, ETV and documents cameras. Additionally, our staff participated in a variety of meaningful professional development opportunities in order to improve classroom performance. We continue to be committed to providing a quality educational experience for every student.

School Improvement Council Chair: Trisha Wade  
Principal: Dr. Mark Bunch

Comprehensive detail, including definitions of ratings, performance criteria, and explanations of status, is available on [www.ed.sc.gov](http://www.ed.sc.gov) and [www.eoc.sc.gov](http://www.eoc.sc.gov) as well as school and school district websites.

Printed versions are available from school districts upon request.

### Abbreviations Key

N/A Not Applicable N/AV Not Available N/C Not Collected N/R Not Reported I/S Insufficient Sample TBD To be determined  
NI Newly Identified CSI Continuing School Improvement CA Corrective Action RP Plan to Restructure R Restructure DELAY School Improvement Status HOLD School Improvement Status