



SC Annual School Report Card Summary

SANDY RUN SCHOOL
Calhoun
Grades: PK-8 Enrollment: 580
Principal: George Kiernan.
Superintendent: Dr. Steve Wilson
Board Chair: Mrs. Joyce Parrish

PERFORMANCE

Comprehensive detail, including definitions of ratings, performance criteria, and explanations of status, is available on www.ed.sc.gov and www.eoc.sc.gov as well as school and school district websites. Printed versions are available from school districts upon request.

YEAR	ABSOLUTE RATING	GROWTH RATING	PALMETTO GOLD AND SILVER AWARD		AYP STATUS	NCLB IMPROVEMENT STATUS
			General Performance	Closing the Gap		
2011	Average	Good	TBD	TBD	Not Met	N/A
2010	Average	Average	N/A	N/A	Met	N/A
2009	N/A	N/A	N/A	N/A	Met	N/A

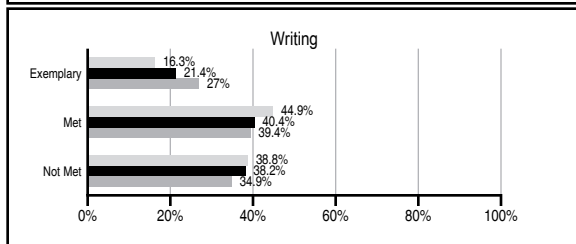
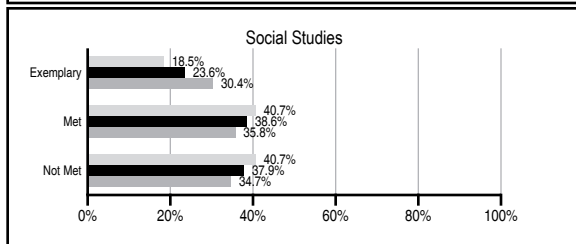
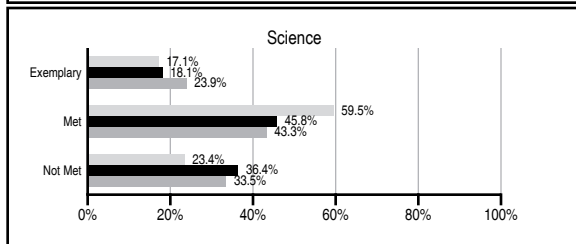
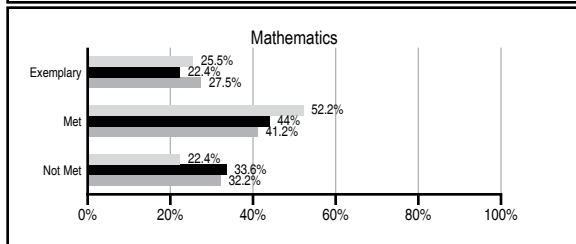
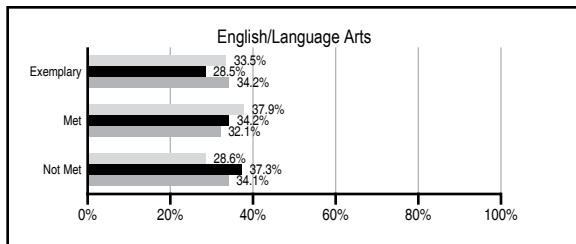
ABSOLUTE RATINGS OF MIDDLE SCHOOLS WITH STUDENTS LIKE OURS*

EXCELLENT	GOOD	AVERAGE	BELOW AVERAGE	AT-RISK
1	2	41	7	1

* Ratings are calculated with data available by 11/09/2011. Schools with Students Like Ours are Middle Schools with Poverty Indices of no more than 5% above or below the index for this school.


PASS PERFORMANCE

Our School
 Middle Schools with Students Like Ours
 Middle schools statewide



NAEP PERFORMANCE*

* Performance reported for SC and nation, data not available at school level. Percentages at NAEP Achievement Levels.



END OF COURSE TESTS - 2011

% of students scoring 70 or above on:	Our Middle School	Middle Schools with Students Like Ours
Algebra 1/Math for the Technologies 2	89.5	96.2
English 1	89.5	92.1
Biology 1/Applied Biology 2	N/A	91.6
Physical Science	N/A	41.7
US History and the Constitution	N/A	N/A
All Subjects	89.5	95.1

SC PERFORMANCE VISION

By 2020 all students will graduate with the knowledge and skills necessary to compete successfully in the global economy, participate in a democratic society and contribute positively as members of families and communities.

Abbreviations Key

N/A Not Applicable N/AV Not Available N/C Not Collected N/R Not Reported I/S Insufficient Sample TBD To be determined
 NI Newly Identified CSI Continuing School Improvement CA Corrective Action RP Plan to Restructure R Restructure DELAY School Improvement Status HOLD School Improvement Status

SANDY RUN SCHOOL [Calhoun]

SCHOOL PROFILE

	Our School	Change from Last Year	Middle Schools with Students Like Ours	Median Middle School
Students (n=580)				
Students enrolled in high school credit courses (grades 7 & 8)	11.9%	Down from 30.0%	28.6%	24.5%
Retention rate	0.9%	Up from 0.8%	0.7%	0.7%
Attendance rate	95.4%	Up from 95.1%	95.7%	95.9%
Served by gifted and talented program	11.9%	Up from 7.6%	16.4%	17.8%
With disabilities other than speech	4.5%	Down from 9.5%	10.1%	9.2%
Older than usual for grade	1.5%	Down from 3.2%	1.9%	1.5%
Out-of-school suspensions or expulsions for violent and/or criminal offenses	4.0%	Down from 7.2%	0.7%	0.4%
Annual dropout rate	0.0%	N/A	0.0%	0.0%
Teachers (n=42)				
Teachers with advanced degrees	54.8%	Up from 50.0%	58.3%	60.0%
Continuing contract teachers	95.2%	Up from 81.8%	86.2%	82.6%
Teachers returning from previous year	90.9%	Down from 94.9%	82.9%	85.6%
Teacher attendance rate	94.4%	Up from 92.6%	95.4%	95.3%
Average teacher salary*	\$46,282	Down 0.4%	\$45,197	\$46,300
Classes not taught by highly qualified teachers	0.0%	No Change	1.7%	1.2%
Professional development days/teacher	5.8 days	Down from 6.2 days	9.9 days	9.9 days
School				
Principal's years at school	4.0	Up from 3.0	4.0	4.0
Student-teacher ratio in core subjects	10.4 to 1	Down from 14.6 to 1	21.1 to 1	21.5 to 1
Prime instructional time	89.0%	Up from 86.4%	90.4%	90.1%
Opportunities in the arts	Good	No Change	Good	Good
SACS accreditation	Yes	No Change	Yes	Yes
Parents attending conferences	77.7%	Up from 71.0%	96.5%	98.1%
Character development program	Excellent	No Change	Good	Good
Dollars spent per pupil**	\$8,285	Down 12.8%	\$7,484	\$7,634
Percent of expenditures for instruction**	70.6%	Up from 66.1%	62.4%	64.0%
Percent of expenditures for teacher salaries**	68.7%	Up from 64.4%	59.2%	61.2%
% of AYP objectives met	85.7%	Down from 100.0%	77.9%	80.5%

* Length of contract = 185+ days.

** Prior year audited financial data available.

EVALUATION RESULTS

	Teachers	Students*	Parents*
Number of surveys returned	25	58	63
Percent satisfied with learning environment	96.0%	89.7%	90.5%
Percent satisfied with social and physical environment	96.0%	75.9%	83.3%
Percent satisfied with school-home relations	96.0%	86.2%	79.4%

*Only students at the highest middle school grade level at this school and their parents were included.

REPORT OF PRINCIPAL AND SCHOOL IMPROVEMENT COUNCIL

Sandy Run K-8 School Report to Parents 2010-2011

The Sandy Run K-8 family always strives towards a successful school year. Success is defined by how we meet the needs of the students we serve academically, emotionally, and socially.

Academically, we achieved AYP for the fourth consecutive year. This achievement was accomplished through the dedication and cooperation of staff, students, and parents. We will continue to set high academic goals for our students and seek the continuous collaboration with our parents.

We understand that students need a safe, inviting, and caring atmosphere to operate during the course of a day. Thus, administration, staff, SIC members, and PTO implemented the PBIS program, (Positive Behavioral Interventions and Supports). PBIS goals are to:

- Develop a continuum of scientifically based behavior and academic interventions and supports
- Use data to make decisions and solve problems
- Arrange the environment to prevent the development and occurrence of problem behavior
- Teach and encourage prosocial skills and behaviors
- Implement evidence-based behavioral practices with fidelity and accountability
- Screen universally and monitor student performance & progress continuously.

(http://www.pbis.org/school/what_is_swpbs.aspx).

On May 16, 2011, we were named one of South Carolina's PBIS Blue Ribbon Award Winning Schools. Our PTO and SIC were diligent in their support as they discussed positive decision making strategies with their children at home, and provided needed resources to manage and operate the program successfully.

Technology has always been one of the attributes of Sandy Run. This year, we were able to open up a third computer lab which is housed within the media center. The additional lab provided teachers the opportunity to incorporate more project based learning and reinforcing research and technology standards taught in the classroom. Each child in grades two through five were provided with an opportunity to utilize their own Lennox Laptop for use at school or home. This permitted students to access websites purchased by the district for enrichment and enhancement in all subject areas. We were also able to equip each of our buses with Wi Fi internet capability to continue their learning experiences to and from school. Sandy Run K-8's successes are due primarily to the support and assistance from our parents, stakeholders, students, staff, and school district. We understand and appreciate the time and effort from each of the entities. We indeed, want to continue to provide our students with the best educational experiences and feel confidently that with the continued cooperation from each party we will do so, and give back to the community productive citizens who will continue the tradition.

Respectfully yours,
George Keirnan, Principal
Sheena Staley, SIC President

Comprehensive detail, including definitions of ratings, performance criteria, and explanations of status, is available on www.ed.sc.gov and www.eoc.sc.gov as well as school and school district websites.

Printed versions are available from school districts upon request.

Abbreviations Key

N/A Not Applicable N/AV Not Available N/C Not Collected N/R Not Reported I/S Insufficient Sample TBD To be determined

NI Newly Identified CSI Continuing School Improvement CA Corrective Action RP Plan to Restructure R Restructure DELAY School Improvement Status HOLD School Improvement Status