



# SC Annual School Report Card Summary

**SANGAREE MIDDLE**  
**Berkeley**  
**Grades: 6-8** Enrollment: 707  
**Principal: Margaret Day**  
**Superintendent: Rodney Thompson**  
**Board Chair: Kathy Schwalbe**

## PERFORMANCE

Comprehensive detail, including definitions of ratings, performance criteria, and explanations of status, is available on [www.ed.sc.gov](http://www.ed.sc.gov) and [www.eoc.sc.gov](http://www.eoc.sc.gov) as well as school and school district websites. Printed versions are available from school districts upon request.

YEAR	ABSOLUTE RATING	GROWTH RATING	PALMETTO GOLD AND SILVER AWARD		AYP STATUS	NCLB IMPROVEMENT STATUS
			General Performance	Closing the Gap		
2011	Average	Average	TBD	TBD	Not Met	N/A
2010	Average	Good	Silver	Silver	Not Met	N/A
2009	Average	Average	N/A	N/A	Not Met	N/A

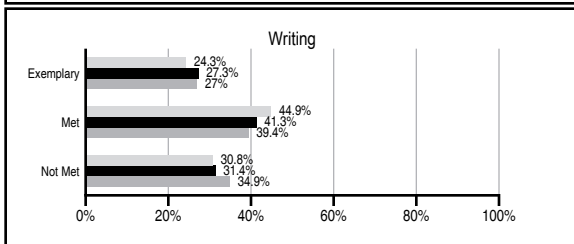
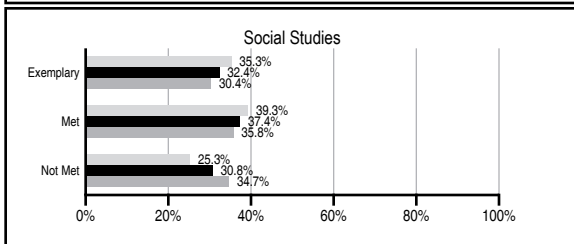
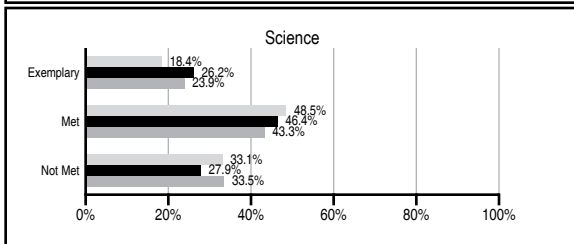
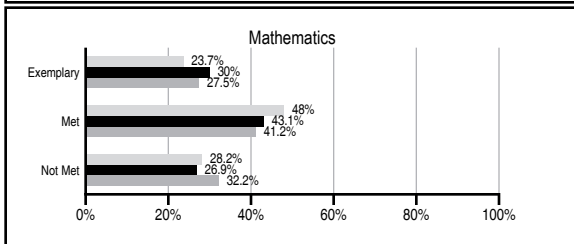
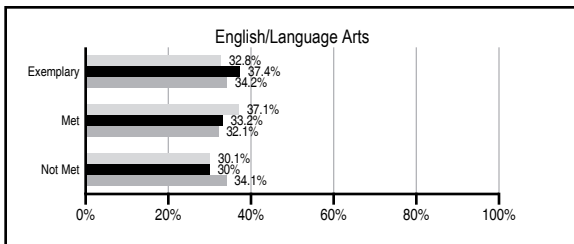
## ABSOLUTE RATINGS OF MIDDLE SCHOOLS WITH STUDENTS LIKE OURS\*

EXCELLENT	GOOD	AVERAGE	BELOW AVERAGE	AT-RISK
3	17	37	0	0

\* Ratings are calculated with data available by 11/09/2011. Schools with Students Like Ours are Middle Schools with Poverty Indices of no more than 5% above or below the index for this school.

## PASS PERFORMANCE

Our School
  Middle Schools with Students Like Ours
  Middle schools statewide



## NAEP PERFORMANCE\*

\* Performance reported for SC and nation, data not available at school level. Percentages at NAEP Achievement Levels.



## END OF COURSE TESTS - 2011

% of students scoring 70 or above on:	Our Middle School	Middle Schools with Students Like Ours
Algebra 1/Math for the Technologies 2	94.6	98.0
English 1	94.4	96.5
Biology 1/Applied Biology 2	N/A	86.3
Physical Science	N/A	82.0
US History and the Constitution	N/A	N/A
All Subjects	94.5	97.5

## SC PERFORMANCE VISION

*By 2020 all students will graduate with the knowledge and skills necessary to compete successfully in the global economy, participate in a democratic society and contribute positively as members of families and communities.*

### Abbreviations Key

N/A Not Applicable N/AV Not Available N/C Not Collected N/R Not Reported I/S Insufficient Sample TBD To be determined  
 NI Newly Identified CSI Continuing School Improvement CA Corrective Action RP Plan to Restructure R Restructure DELAY School Improvement Status HOLD School Improvement Status

# SANGAREE MIDDLE [Berkeley]

## SCHOOL PROFILE

	Our School	Change from Last Year	Middle Schools with Students Like Ours	Median Middle School
<b>Students (n=707)</b>				
Students enrolled in high school credit courses (grades 7 & 8)	41.9%	Up from 24.9%	23.2%	24.5%
Retention rate	0.7%	No Change	0.9%	0.7%
Attendance rate	96.0%	Up from 95.4%	95.7%	95.9%
Served by gifted and talented program	14.3%	Down from 15.0%	20.3%	17.8%
With disabilities other than speech	8.7%	Down from 12.0%	10.3%	9.2%
Older than usual for grade	2.2%	Down from 4.5%	1.5%	1.5%
Out-of-school suspensions or expulsions for violent and/or criminal offenses	2.7%	Down from 6.0%	0.5%	0.4%
Annual dropout rate	0.0%	No Change	0.0%	0.0%
<b>Teachers (n=46)</b>				
Teachers with advanced degrees	56.5%	Up from 52.7%	61.0%	60.0%
Continuing contract teachers	84.8%	Up from 67.3%	87.1%	82.6%
Teachers returning from previous year	84.6%	Down from 85.3%	86.9%	85.6%
Teacher attendance rate	96.0%	Up from 95.3%	95.0%	95.3%
Average teacher salary*	\$46,345	Up 2.1%	\$46,642	\$46,300
Classes not taught by highly qualified teachers	0.0%	Down from 1.0%	0.0%	1.2%
Professional development days/teacher	10.8 days	Up from 10.3 days	9.6 days	9.9 days
<b>School</b>				
Principal's years at school	1.0	Down from 6.0	4.0	4.0
Student-teacher ratio in core subjects	21.6 to 1	Up from 17.9 to 1	21.6 to 1	21.5 to 1
Prime instructional time	91.7%	Up from 90.3%	89.9%	90.1%
Opportunities in the arts	Good	No Change	Good	Good
SACS accreditation	Yes	No Change	Yes	Yes
Parents attending conferences	100.0%	No Change	98.0%	98.1%
Character development program	Excellent	No Change	Good	Good
Dollars spent per pupil**	\$7,748	Up 10.9%	\$7,483	\$7,634
Percent of expenditures for instruction**	63.5%	Up from 62.1%	64.9%	64.0%
Percent of expenditures for teacher salaries**	59.0%	Up from 58.4%	62.7%	61.2%
% of AYP objectives met	76.0%	Down from 92.0%	81.0%	80.5%

\* Length of contract = 185+ days.

\*\* Prior year audited financial data available.

## EVALUATION RESULTS

	Teachers	Students*	Parents*
Number of surveys returned	47	205	53
Percent satisfied with learning environment	70.2%	56.4%	82.7%
Percent satisfied with social and physical environment	83.0%	65.7%	76.9%
Percent satisfied with school-home relations	60.9%	78.3%	79.2%

\*Only students at the highest middle school grade level at this school and their parents were included.

## REPORT OF PRINCIPAL AND SCHOOL IMPROVEMENT COUNCIL

The 2010-2011 school year was extremely eventful for Sangaree Middle School. The faculty, staff, students, parents and community welcomed a new administrative team. This new team renewed our commitment to work collaboratively to focus on learning for all students who entered our doors. We extended this focus on learning to the adults in the building as well. We continued our desire to fully implement the 10 key practices of Making Middle Grades Work. Through working within Professional Learning Communities to plan instruction and assessments, our teachers maintained their commitment to provide a quality education to all students.

This year we were fortunate to participate in the Literacy Across the Content Areas initiative. This afforded us the opportunity to allow our students to discover e-books through the Nook. To compliment the literacy initiative, we several of our teachers and students were involved in the Jamestown Reading pilot project geared at reading intervention. Additionally, we increased opportunities for students to be actively engaged in learning through the influx of technology throughout the school. Teachers made connections between math and science through the use of Calculator Based Labs; students and teachers interacted with SMARTBoards using the document cameras, remote slates, and Senteos. We also offered a summer STEMs camp opportunity for students to explore robotics, video game programming, and Kinex force and motion.

This year, we made recognizing student accomplishments a priority. Through a student incentive program, we recognized students for meeting academic and behavioral expectations. The "Order of the Eagle" award was given to students each quarter to honor good citizenship and work ethic; Students of the Month were honored for exhibiting good character. Additional recognition was bestowed upon our students as we recognized 8 Junior Scholars, 2 Duke TIP scholars, as well as several visual arts awards and performing arts awards. The SRM band earned an Outstanding Performance Award by the State Band Directors' Association. Additionally, we had a Grand Winner in the MESAS State Science Contest!

Last, but certainly not least, SRM was recognized as a Palmetto Silver Award recipient for both performance and closing the gap. We are extremely proud of our accomplishments this year and are certain that SRM will continue to work toward excellence during the 2011 -2012 school year!

Mrs. Margaret Day, Principal  
Mr. Kelly Broad, School Improvement Council Chair

Comprehensive detail, including definitions of ratings, performance criteria, and explanations of status, is available on [www.ed.sc.gov](http://www.ed.sc.gov) and [www.eoc.sc.gov](http://www.eoc.sc.gov) as well as school and school district websites.

Printed versions are available from school districts upon request.

### Abbreviations Key

N/A Not Applicable N/AV Not Available N/C Not Collected N/R Not Reported I/S Insufficient Sample TBD To be determined

NI Newly Identified CSI Continuing School Improvement CA Corrective Action RP Plan to Restructure R Restructure DELAY School Improvement Status HOLD School Improvement Status