



SC Annual School Report Card Summary

MACEDONIA MIDDLE

Berkeley

Grades: 5-8

Enrollment: 424

Principal: Janie L. Langley

Superintendent: Rodney Thompson

Board Chair: Kathy Schwalbe

PERFORMANCE

Comprehensive detail, including definitions of ratings, performance criteria, and explanations of status, is available on www.ed.sc.gov and www.eoc.sc.gov as well as school and school district websites. Printed versions are available from school districts upon request.

YEAR	ABSOLUTE RATING	GROWTH RATING	PALMETTO GOLD AND SILVER AWARD		AYP STATUS	NCLB IMPROVEMENT STATUS
			General Performance	Closing the Gap		
2011	Excellent	Excellent	TBD	TBD	Met	N/A
2010	Good	Excellent	Gold	Silver	Met	N/A
2009	Average	Good	Silver	N/A	Not Met	N/A

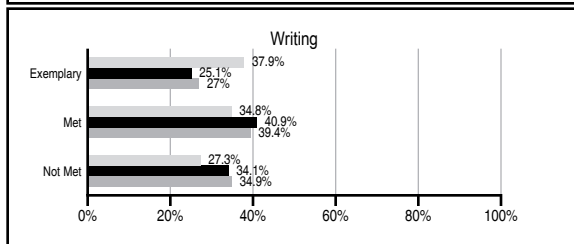
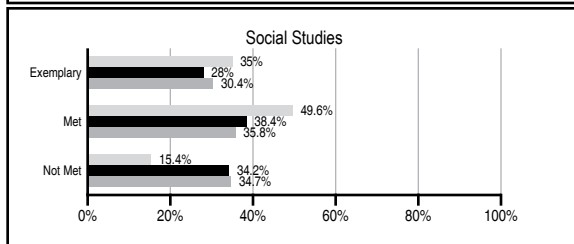
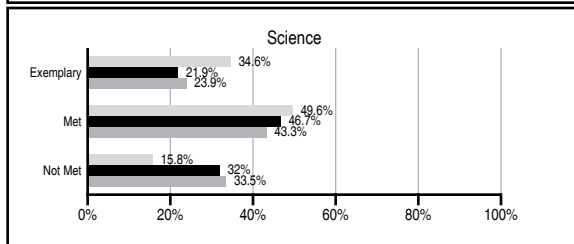
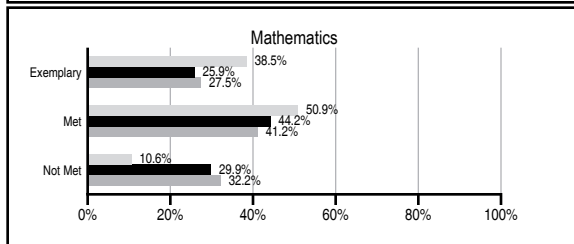
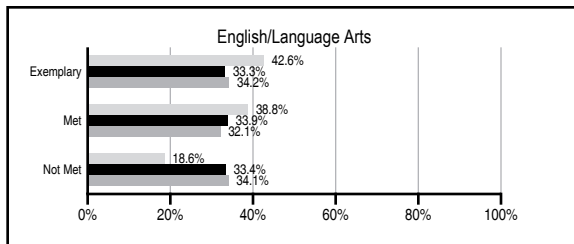
ABSOLUTE RATINGS OF MIDDLE SCHOOLS WITH STUDENTS LIKE OURS*

EXCELLENT	GOOD	AVERAGE	BELOW AVERAGE	AT-RISK
3	9	43	4	0

* Ratings are calculated with data available by 11/09/2011. Schools with Students Like Ours are Middle Schools with Poverty Indices of no more than 5% above or below the index for this school.

PASS PERFORMANCE

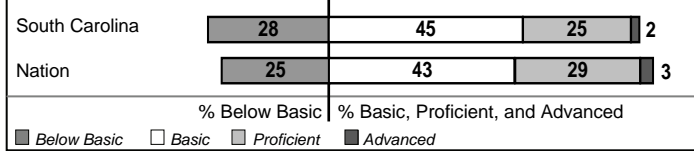
Our School Middle Schools with Students Like Ours Middle schools statewide



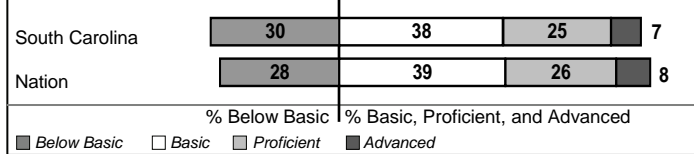
NAEP PERFORMANCE*

* Performance reported for SC and nation, data not available at school level. Percentages at NAEP Achievement Levels.

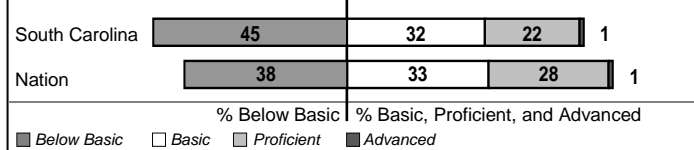
READING – GRADE 8 (2011)



MATH – GRADE 8 (2011)



SCIENCE – GRADE 8 (2009)



END OF COURSE TESTS - 2011

% of students scoring 70 or above on:	Our Middle School	Middle Schools with Students Like Ours
Algebra 1/Math for the Technologies 2	100.0	96.7
English 1	100.0	95.9
Biology 1/Applied Biology 2	N/A	90.2
Physical Science	N/A	99.0
US History and the Constitution	N/A	N/A
All Subjects	100.0	96.3

SC PERFORMANCE VISION

By 2020 all students will graduate with the knowledge and skills necessary to compete successfully in the global economy, participate in a democratic society and contribute positively as members of families and communities.

Abbreviations Key

N/A Not Applicable N/AV Not Available N/C Not Collected N/R Not Reported I/S Insufficient Sample TBD To be determined

NI Newly Identified CSI Continuing School Improvement CA Corrective Action RP Plan to Restructure R Restructure DELAY School Improvement Status HOLD School Improvement Status

MACEDONIA MIDDLE [Berkeley]

SCHOOL PROFILE

	Our School	Change from Last Year	Middle Schools with Students Like Ours	Median Middle School
Students (n=424)				
Students enrolled in high school credit courses (grades 7 & 8)	39.5%	Down from 77.8%	23.3%	24.5%
Retention rate	2.9%	Down from 4.0%	0.9%	0.7%
Attendance rate	96.3%	Down from 96.5%	95.7%	95.9%
Served by gifted and talented program	18.7%	No Change	18.3%	17.8%
With disabilities other than speech	9.1%	Down from 11.7%	10.1%	9.2%
Older than usual for grade	4.6%	Down from 5.4%	1.7%	1.5%
Out-of-school suspensions or expulsions for violent and/or criminal offenses	0.0%	No Change	0.5%	0.4%
Annual dropout rate	0.0%	No Change	0.0%	0.0%
Teachers (n=27)				
Teachers with advanced degrees	55.6%	Up from 48.6%	58.1%	60.0%
Continuing contract teachers	92.6%	Up from 74.3%	87.5%	82.6%
Teachers returning from previous year	81.6%	Down from 84.7%	85.1%	85.6%
Teacher attendance rate	97.7%	Up from 95.8%	95.4%	95.3%
Average teacher salary*	\$47,404	Up 3.2%	\$45,965	\$46,300
Classes not taught by highly qualified teachers	0.0%	No Change	1.1%	1.2%
Professional development days/teacher	14.4 days	Up from 10.8 days	9.9 days	9.9 days
School				
Principal's years at school	26.0	Up from 25.0	4.0	4.0
Student-teacher ratio in core subjects	21.5 to 1	Up from 20.6 to 1	21.2 to 1	21.5 to 1
Prime instructional time	93.9%	Up from 92.0%	89.8%	90.1%
Opportunities in the arts	Good	No Change	Good	Good
SACS accreditation	Yes	No Change	Yes	Yes
Parents attending conferences	91.1%	Down from 99.1%	97.0%	98.1%
Character development program	Excellent	Up from Good	Good	Good
Dollars spent per pupil**	\$8,087	Up 5.5%	\$7,487	\$7,634
Percent of expenditures for instruction**	62.7%	Up from 61.5%	63.0%	64.0%
Percent of expenditures for teacher salaries**	58.1%	Up from 57.7%	60.8%	61.2%
% of AYP objectives met	100.0%	No Change	81.5%	80.5%

* Length of contract = 185+ days.

** Prior year audited financial data available.

EVALUATION RESULTS

	Teachers	Students*	Parents*
Number of surveys returned	26	133	82
Percent satisfied with learning environment	100.0%	80.3%	95.1%
Percent satisfied with social and physical environment	100.0%	85.6%	95.1%
Percent satisfied with school-home relations	92.0%	84.2%	85.2%

*Only students at the highest middle school grade level at this school and their parents were included.

REPORT OF PRINCIPAL AND SCHOOL IMPROVEMENT COUNCIL

Macedonia Middle School continues to implement our vision which is to challenge and empower our students to be successful in a highly competitive world. Therefore, our goal is to ensure the development of the unique potential of each student as a passionate lifelong learner through a comprehensive and challenging educational program that embraces the best of traditional and innovative practices within a caring, supportive and safe community of learners. Our tradition of excellence was reaffirmed through numerous awards and accolades again this year. We were named a 2010-11 Gold Palmetto Award recipient school for excellent student academic achievement and a Palmetto Silver Award School for Closing the Achievement Gap. As a result of our excellent student academic achievement records, our school was selected to be the only middle school in the state to be on ETV's In Our Schools program featuring the Palmetto Gold and Silver Awards Program Showcase Project. Our Special Education Chairman, Darlene Gaskins, was honored as the 2010-2011 Teacher of the Year. Macedonia Middle School's Technology Student Association (TSA) won 26 trophies at the annual TSA State Convention. For the third year in a row MMS's TSA was awarded the 2010 State First Place Technology Student Association Overall Award. Our High Performance Business Education Partnership with Jefferies Generating Station of Santee Cooper continued through the school year with employee volunteers as CHOICES presenters, Lunch Buddies, and career speakers. We strive to meet the needs of individual students through the expansion of numerous school initiatives. These initiatives include STEMs, Accelerated Reading Program, the Eagles Program, the Jamestown Reading Program, the Single Gender Program, Gateway to Technology Program, the Assist Program, and Compass Learning. Two hundred and twenty one students received high school credit in at least one of five credit courses offered at Macedonia Middle which are: Honors English 1, French 1, Honors Algebra I, Algebra II, and Keyboarding. Macedonia Middle School's teachers continue to grow professionally. We are currently piloting a program comparing the use of iPods and net books. Our PTO worked diligently to ensure the success of our AWARDS Program. Our school-wide emphasis for the 2011-2012 school year will be the development of quality assessments.

Janie L. Langley, Principal
Eva Herndon, School Improvement Council Chairman

Comprehensive detail, including definitions of ratings, performance criteria, and explanations of status, is available on www.ed.sc.gov and www.eoc.sc.gov as well as school and school district websites.

Printed versions are available from school districts upon request.

Abbreviations Key

N/A Not Applicable N/AV Not Available N/C Not Collected N/R Not Reported I/S Insufficient Sample TBD To be determined

NI Newly Identified CSI Continuing School Improvement CA Corrective Action RP Plan to Restructure R Restructure DELAY School Improvement Status HOLD School Improvement Status