



SC Annual School Report Card Summary

MARRINGTON MIDDLE
Berkeley
Grades: 6-8 Enrollment: 333
Principal: James Spencer
Superintendent: Rodney Thompson
Board Chair: Kathy Schwalbe

PERFORMANCE

Comprehensive detail, including definitions of ratings, performance criteria, and explanations of status, is available on www.ed.sc.gov and www.eoc.sc.gov as well as school and school district websites. Printed versions are available from school districts upon request.

YEAR	ABSOLUTE RATING	GROWTH RATING	PALMETTO GOLD AND SILVER AWARD		AYP STATUS	NCLB IMPROVEMENT STATUS
			General Performance	Closing the Gap		
2011	Excellent	Excellent	TBD	TBD	Met	N/A
2010	Excellent	Excellent	Gold	Gold	Met	N/A
2009	Good	Average	Silver	N/A	Met	N/A

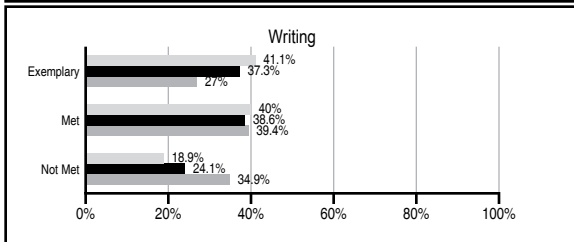
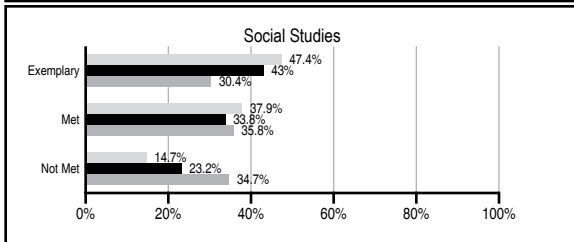
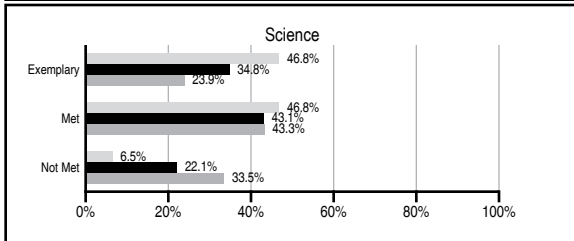
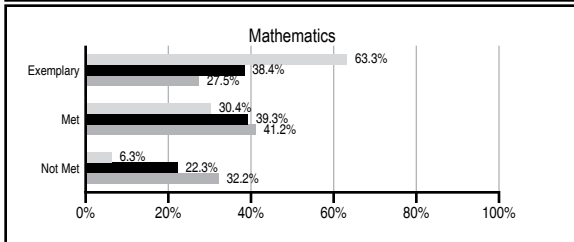
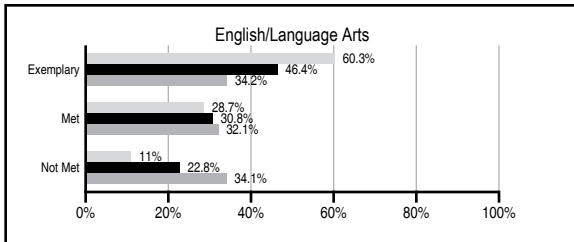
ABSOLUTE RATINGS OF MIDDLE SCHOOLS WITH STUDENTS LIKE OURS*

EXCELLENT	GOOD	AVERAGE	BELOW AVERAGE	AT-RISK
15	8	4	1	0

* Ratings are calculated with data available by 11/09/2011. Schools with Students Like Ours are Middle Schools with Poverty Indices of no more than 5% above or below the index for this school.


PASS PERFORMANCE

Our School Middle Schools with Students Like Ours Middle schools statewide



NAEP PERFORMANCE*

* Performance reported for SC and nation, data not available at school level. Percentages at NAEP Achievement Levels.



END OF COURSE TESTS - 2011

% of students scoring 70 or above on:	Our Middle School	Middle Schools with Students Like Ours
Algebra 1/Math for the Technologies 2	100.0	98.5
English 1	100.0	96.6
Biology 1/Applied Biology 2	N/A	94.8
Physical Science	N/A	68.5
US History and the Constitution	N/A	100
All Subjects	100.0	97.3

SC PERFORMANCE VISION

By 2020 all students will graduate with the knowledge and skills necessary to compete successfully in the global economy, participate in a democratic society and contribute positively as members of families and communities.

Abbreviations Key

N/A Not Applicable N/AV Not Available N/C Not Collected N/R Not Reported I/S Insufficient Sample TBD To be determined
 NI Newly Identified CSI Continuing School Improvement CA Corrective Action RP Plan to Restructure R Restructure DELAY School Improvement Status HOLD School Improvement Status

MARRINGTON MIDDLE [Berkeley]

SCHOOL PROFILE

	Our School	Change from Last Year	Middle Schools with Students Like Ours	Median Middle School
Students (n=333)				
Students enrolled in high school credit courses (grades 7 & 8)	33.2%	Down from 40.2%	35.8%	24.5%
Retention rate	0.3%	Down from 0.6%	0.4%	0.7%
Attendance rate	96.9%	Up from 96.8%	96.5%	95.9%
Served by gifted and talented program	50.8%	Up from 49.3%	24.9%	17.8%
With disabilities other than speech	4.3%	Down from 6.0%	7.7%	9.2%
Older than usual for grade	0.9%	No Change	0.9%	1.5%
Out-of-school suspensions or expulsions for violent and/or criminal offenses	0.3%	Up from 0.0%	0.4%	0.4%
Annual dropout rate	0.0%	No Change	0.0%	0.0%
Teachers (n=22)				
Teachers with advanced degrees	54.5%	Down from 59.1%	60.5%	60.0%
Continuing contract teachers	72.7%	Down from 81.8%	86.3%	82.6%
Teachers returning from previous year	74.4%	Down from 77.8%	89.0%	85.6%
Teacher attendance rate	95.3%	Up from 92.5%	94.6%	95.3%
Average teacher salary*	\$49,847	Down 3.6%	\$48,207	\$46,300
Classes not taught by highly qualified teachers	0.0%	No Change	1.3%	1.2%
Professional development days/teacher	12.7 days	Up from 8.6 days	9.6 days	9.9 days
School				
Principal's years at school	2.0	Up from 1.0	4.0	4.0
Student-teacher ratio in core subjects	23.4 to 1	Up from 23.3 to 1	24.2 to 1	21.5 to 1
Prime instructional time	91.3%	Up from 89.1%	90.7%	90.1%
Opportunities in the arts	Excellent	No Change	Good	Good
SACS accreditation	Yes	No Change	Yes	Yes
Parents attending conferences	98.1%	Down from 99.8%	98.8%	98.1%
Character development program	Excellent	No Change	Excellent	Good
Dollars spent per pupil**	\$5,635	Down 20.0%	\$6,520	\$7,634
Percent of expenditures for instruction**	63.9%	Down from 69.5%	66.2%	64.0%
Percent of expenditures for teacher salaries**	49.9%	Down from 65.5%	64.1%	61.2%
% of AYP objectives met	100.0%	No Change	84.5%	80.5%

* Length of contract = 185+ days.

** Prior year audited financial data available.

EVALUATION RESULTS

	Teachers	Students*	Parents*
Number of surveys returned	21	90	73
Percent satisfied with learning environment	100.0%	81.1%	87.1%
Percent satisfied with social and physical environment	95.2%	85.6%	91.5%
Percent satisfied with school-home relations	95.2%	91.1%	80.8%

*Only students at the highest middle school grade level at this school and their parents were included.

REPORT OF PRINCIPAL AND SCHOOL IMPROVEMENT COUNCIL

Report of School Improvement Council and Principal

The 2010-2011 school year was an outstanding year at Marrington Middle School of the Arts. Some of our highlights included: Excellent Absolute Value and Excellent Improvement Rating on the 2010 State report card, being recognized by the State of South Carolina as a Gold Award Recipient in the Palmetto Awards Program for Achievement and for Closing Achievement Gaps, making Annual Yearly Progress with respect to NCLB, exceeding the national normative scores on the Explore Test in every subject area, having 19% of our 8th grade students recognized as Junior Scholars, and sending two Robotics teams to the State Championship.

Marrington Middle School of the Arts offers diverse instructional programs which allow our students to grow and distinguish themselves through outstanding academic achievement and artistic performances. Instruction is enhanced through arts infused lessons, dynamic instruction, and the use of technology. We offer Academic Gifted and Talented classes in grades 6, 7 & 8. Advanced students may take Algebra, Honors English, and Keyboarding for high school credit. Related arts programs include Art, Band, Chorus, Dance, Drama, Keyboarding, Physical Education, General Music, Spanish, and Strings.

Our PTSO is an integral part of our school. We jointly understand and appreciate that a quality school must have the support and participation of parent and community volunteers. The vision for this group is to strengthen student and teacher morale by coordinating school dances, fund-raisers, duty-free lunch, student scholarships for PSAT Testing, and numerous student and teacher incentive programs. We urge you to do what you can to be a part of this group and serve as an active participant in your child's education.

Each day at Marrington Middle School of the Arts, we work toward the full implementation of our Mission Statement, which is:

Mission: Building upon our rich Lowcountry traditions, we will ignite, in every student, a passion for life-long learning. Through dynamic instruction, creative partnerships and exceptional support, we will foster opportunities for each student to build a legacy of success.

Shannon Ackerman, SIC Chairperson
James Spencer, Principal

Comprehensive detail, including definitions of ratings, performance criteria, and explanations of status, is available on www.ed.sc.gov and www.eoc.sc.gov as well as school and school district websites.

Printed versions are available from school districts upon request.

Abbreviations Key

N/A Not Applicable N/AV Not Available N/C Not Collected N/R Not Reported I/S Insufficient Sample TBD To be determined

NI Newly Identified CSI Continuing School Improvement CA Corrective Action RP Plan to Restructure R Restructure DELAY School Improvement Status HOLD School Improvement Status