



SC Annual School Report Card Summary

HANAHAN MIDDLE
Berkeley
Grades: 5-8 **Enrollment: 778**
Principal: Robin Rogers
Superintendent: Rodney Thompson
Board Chair: Kathy Schwalbe

PERFORMANCE

Comprehensive detail, including definitions of ratings, performance criteria, and explanations of status, is available on www.ed.sc.gov and www.eoc.sc.gov as well as school and school district websites. Printed versions are available from school districts upon request.

| YEAR | ABSOLUTE RATING | GROWTH RATING | PALMETTO GOLD AND SILVER AWARD | | AYP STATUS | NCLB IMPROVEMENT STATUS |
|------|-----------------|---------------|--------------------------------|-----------------|------------|-------------------------|
| | | | General Performance | Closing the Gap | | |
| 2011 | Excellent | Excellent | TBD | TBD | Not Met | N/A |
| 2010 | Excellent | Excellent | Gold | Silver | Met | N/A |
| 2009 | Excellent | Good | Gold | N/A | Met | N/A |

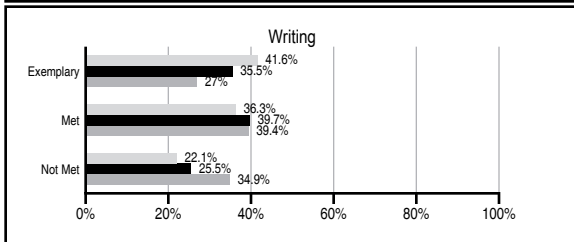
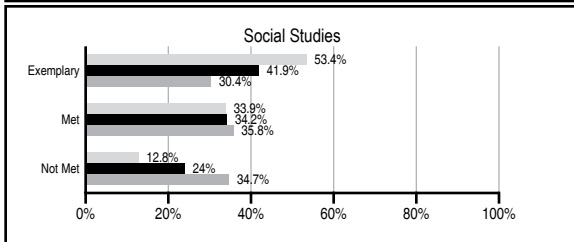
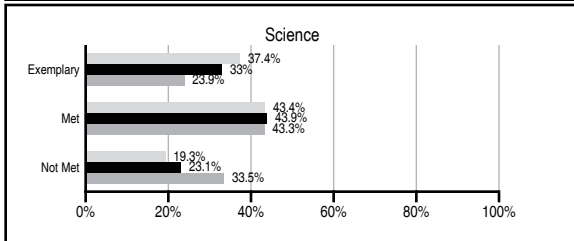
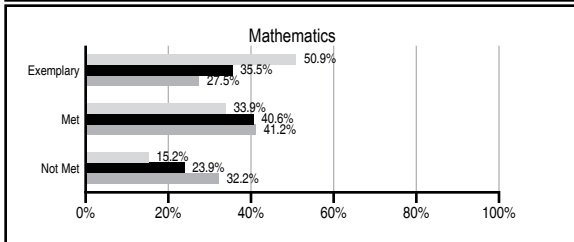
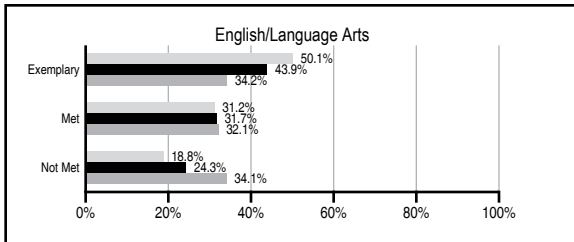
ABSOLUTE RATINGS OF MIDDLE SCHOOLS WITH STUDENTS LIKE OURS*

| EXCELLENT | GOOD | AVERAGE | BELOW AVERAGE | AT-RISK |
|-----------|------|---------|---------------|---------|
| 13 | 20 | 7 | 1 | 0 |

* Ratings are calculated with data available by 11/09/2011. Schools with Students Like Ours are Middle Schools with Poverty Indices of no more than 5% above or below the index for this school.

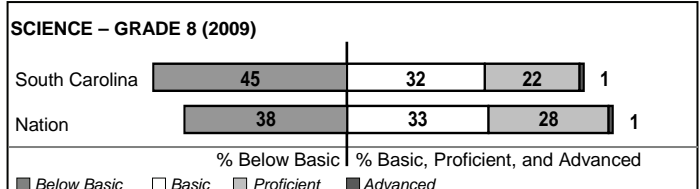


PASS PERFORMANCE

Our School
 Middle Schools with Students Like Ours
 Middle schools statewide



NAEP PERFORMANCE*

* Performance reported for SC and nation, data not available at school level. Percentages at NAEP Achievement Levels.



END OF COURSE TESTS - 2011

| % of students scoring 70 or above on: | Our Middle School | Middle Schools with Students Like Ours |
|---------------------------------------|-------------------|----------------------------------------|
| Algebra 1/Math for the Technologies 2 | 100.0 | 97.4 |
| English 1 | 96.1 | 96.4 |
| Biology 1/Applied Biology 2 | N/A | 94.8 |
| Physical Science | N/A | 24.5 |
| US History and the Constitution | N/A | 100 |
| All Subjects | 97.9 | 96.5 |

SC PERFORMANCE VISION

By 2020 all students will graduate with the knowledge and skills necessary to compete successfully in the global economy, participate in a democratic society and contribute positively as members of families and communities.

Abbreviations Key

N/A Not Applicable N/AV Not Available N/C Not Collected N/R Not Reported I/S Insufficient Sample TBD To be determined
 NI Newly Identified CSI Continuing School Improvement CA Corrective Action RP Plan to Restructure R Restructure DELAY School Improvement Status HOLD School Improvement Status

HANAHAN MIDDLE [Berkeley]

SCHOOL PROFILE

| | Our School | Change from Last Year | Middle Schools with Students Like Ours | Median Middle School |
|------------------------------------------------------------------------------|------------|-----------------------|----------------------------------------|----------------------|
| Students (n=778) | | | | |
| Students enrolled in high school credit courses (grades 7 & 8) | 29.7% | Down from 32.1% | 32.3% | 24.5% |
| Retention rate | 0.4% | No Change | 0.4% | 0.7% |
| Attendance rate | 96.6% | Up from 96.5% | 96.2% | 95.9% |
| Served by gifted and talented program | 27.2% | Up from 27.1% | 24.9% | 17.8% |
| With disabilities other than speech | 5.0% | Down from 10.7% | 8.4% | 9.2% |
| Older than usual for grade | 0.7% | Down from 2.0% | 0.9% | 1.5% |
| Out-of-school suspensions or expulsions for violent and/or criminal offenses | 0.3% | Down from 0.4% | 0.4% | 0.4% |
| Annual dropout rate | 0.0% | No Change | 0.0% | 0.0% |
| Teachers (n=47) | | | | |
| Teachers with advanced degrees | 59.6% | Down from 60.9% | 60.9% | 60.0% |
| Continuing contract teachers | 72.3% | Up from 58.7% | 82.9% | 82.6% |
| Teachers returning from previous year | 88.5% | Up from 83.0% | 88.0% | 85.6% |
| Teacher attendance rate | 94.4% | Down from 97.4% | 95.3% | 95.3% |
| Average teacher salary* | \$46,347 | Up 0.3% | \$46,877 | \$46,300 |
| Classes not taught by highly qualified teachers | 10.0% | Up from 0.0% | 1.1% | 1.2% |
| Professional development days/teacher | 10.8 days | Down from 15.7 days | 10.0 days | 9.9 days |
| School | | | | |
| Principal's years at school | 12.0 | Up from 11.0 | 5.0 | 4.0 |
| Student-teacher ratio in core subjects | 23.3 to 1 | Up from 23.0 to 1 | 22.7 to 1 | 21.5 to 1 |
| Prime instructional time | 90.8% | Down from 93.5% | 90.4% | 90.1% |
| Opportunities in the arts | Good | No Change | Excellent | Good |
| SACS accreditation | Yes | No Change | Yes | Yes |
| Parents attending conferences | 100.0% | No Change | 99.2% | 98.1% |
| Character development program | Excellent | Up from Good | Excellent | Good |
| Dollars spent per pupil** | \$6,530 | Down 0.2% | \$7,026 | \$7,634 |
| Percent of expenditures for instruction** | 66.1% | Up from 61.5% | 65.1% | 64.0% |
| Percent of expenditures for teacher salaries** | 61.0% | Up from 57.8% | 63.5% | 61.2% |
| % of AYP objectives met | 93.1% | Down from 100.0% | 84.8% | 80.5% |

* Length of contract = 185+ days.

** Prior year audited financial data available.

EVALUATION RESULTS

| | Teachers | Students* | Parents* |
|--------------------------------------------------------|----------|-----------|----------|
| Number of surveys returned | 45 | 201 | 120 |
| Percent satisfied with learning environment | 93.3% | 78.0% | 89.8% |
| Percent satisfied with social and physical environment | 100.0% | 77.6% | 87.2% |
| Percent satisfied with school-home relations | 95.6% | 79.1% | 81.4% |

*Only students at the highest middle school grade level at this school and their parents were included.

REPORT OF PRINCIPAL AND SCHOOL IMPROVEMENT COUNCIL

The 2010-2011 school year at Hanahan Middle School was an excellent year, full of school wide achievements and accomplishments. As always, learning remains our top priority, as reflected in our PASS scores. Hanahan Middle School is a National Blue Ribbon Lighthouse School, 2011 Palmetto Gold School, and a 2011 National Recognized ASCA Model Program (RAMP) award winner. HMS successfully completed the fourth year implementation of Making Middle Grades Work (MMGW). Making Middle Grades Work is a district-wide initiative that provides a comprehensive improvement framework focusing on ten key practices. As always, HMS continues to stress academic excellence as we "Soar to Success".

Our students' academic and extra-curricular achievements continue to be among the best in the state. 125 HMS students took at least one of four high school credit courses: English 1, Spanish 1, Algebra 1, and Keyboarding. HMS is proud of our 28 National Junior scholars and 7 Duke Tip Scholars; 31 All County, 16 All Region, and 1 State Band winners; 100% student participation in school Service Learning projects; second place in the Kids Who Care project; 14 students in All-County Chorus and 1 National ACDA Chorus recipient. In addition the HMS band was awarded the Outstanding Performance Award State Band Directors' (OPA) for the twenty-sixth time; our ECO Challenge team won first place in regional (\$10,000 award) and national competitions (\$15,000 award); State Finalists in Math Counts and Legos Robotics; 2nd place in Quest Public Speaking; and we received National recognition for our Pre-Engineering program from Project Lead the Way. The HMS faculty and staff continue to work closely with the community, parents, and businesses to provide students with every opportunity to learn and to succeed.

Humanities Academy with Leadership Opportunities (HALO) was in its second year of implementation in all EAGLE classes, providing a curriculum connection between Language Arts, Social Studies, and the Arts. Drug Abuse Resistance Education (DARE) was taught by the school SRO to all 5th graders. HMS stresses reading and writing across the curriculum, with monthly bulletin boards, a Principal's Pick display, the Writing Stick competition among grade levels, and faculty writings. The ASSIST computer lab provided content recovery to over 100 students. SPAWAR continues their services through the Lunch Buddy mentoring program, which has grown to over 100 participants. Measures of Academic Progress (MAP) test scores were used to form RIT Band classes that met for 40 minutes weekly to address specific needs in Math and ELA. In addition, a Distinguish Gentlemen's Club was created for at-risk students.

Angela Adams, a sixth grade science teacher, was honored as the 2011 HMS and Berkeley County School District Teacher of the Year. We currently have 10 National Board Certified teachers, with Elizabeth Scarbrough being our newest recipient. These accolades validate that excellence and dedication continue to be the standard at HMS.

Mr. Robin Rogers, Principal
Ms Sandra Parker, School Improvement Council Chair

Comprehensive detail, including definitions of ratings, performance criteria, and explanations of status, is available on www.ed.sc.gov and www.eoc.sc.gov as well as school and school district websites.

Printed versions are available from school districts upon request.

Abbreviations Key

N/A Not Applicable N/AV Not Available N/C Not Collected N/R Not Reported I/S Insufficient Sample TBD To be determined

NI Newly Identified CSI Continuing School Improvement CA Corrective Action RP Plan to Restructure R Restructure DELAY School Improvement Status HOLD School Improvement Status