



SC Annual School Report Card Summary

CAINHOY ELEMENTARY/ MIDDLE
Berkeley
Grades: PK-8 Enrollment: 268
Principal: John Spagnolia
Superintendent: Rodney Thompson
Board Chair: Kathy Schwalbe

PERFORMANCE

Comprehensive detail, including definitions of ratings, performance criteria, and explanations of status, is available on www.ed.sc.gov and www.eoc.sc.gov as well as school and school district websites. Printed versions are available from school districts upon request.

YEAR	ABSOLUTE RATING	GROWTH RATING	PALMETTO GOLD AND SILVER AWARD		AYP STATUS	NCLB IMPROVEMENT STATUS
			General Performance	Closing the Gap		
2011	Below Average	Average	TBD	TBD	Not Met	N/A
2010	Below Average	Average	Gold	N/A	Met	N/A
2009	Below Average	Average	N/A	N/A	Met	N/A

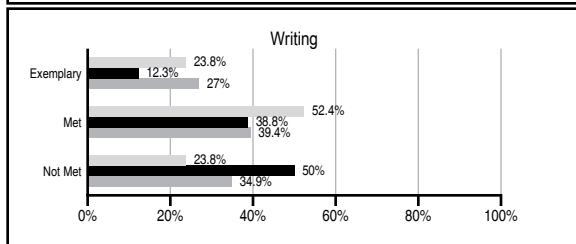
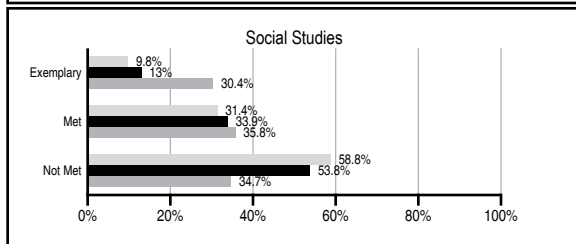
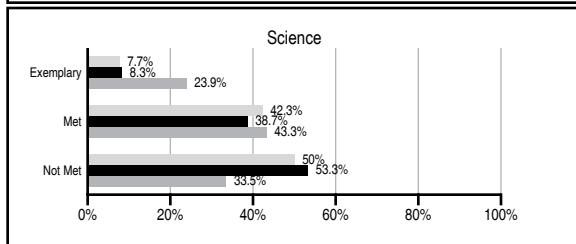
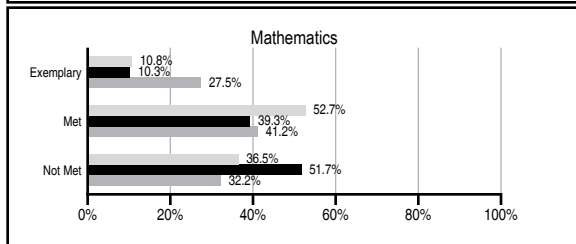
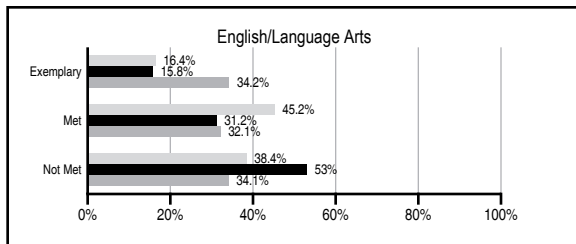
ABSOLUTE RATINGS OF MIDDLE SCHOOLS WITH STUDENTS LIKE OURS*

EXCELLENT	GOOD	AVERAGE	BELOW AVERAGE	AT-RISK
0	0	7	22	24

*Ratings are calculated with data available by 11/09/2011. Schools with Students Like Ours are Middle Schools with Poverty Indices of no more than 5% above or below the index for this school.

PASS PERFORMANCE

Our School Middle Schools with Students Like Ours Middle schools statewide



NAEP PERFORMANCE*

* Performance reported for SC and nation, data not available at school level. Percentages at NAEP Achievement Levels.



END OF COURSE TESTS - 2011

% of students scoring 70 or above on:	Our Middle School	Middle Schools with Students Like Ours
Algebra 1/Math for the Technologies 2	100.0	88.3
English 1	N/A	86.2
Biology 1/Applied Biology 2	N/A	22.7
Physical Science	N/A	16.8
US History and the Constitution	N/A	N/A
All Subjects	100.0	87.3

SC PERFORMANCE VISION

By 2020 all students will graduate with the knowledge and skills necessary to compete successfully in the global economy, participate in a democratic society and contribute positively as members of families and communities.

Abbreviations Key

N/A Not Applicable N/AV Not Available N/C Not Collected N/R Not Reported I/S Insufficient Sample TBD To be determined
 NI Newly Identified CSI Continuing School Improvement CA Corrective Action RP Plan to Restructure R Restructure DELAY School Improvement Status HOLD School Improvement Status

CAINHOY ELEMENTARY/ MIDDLE [Berkeley]

SCHOOL PROFILE

	Our School	Change from Last Year	Middle Schools with Students Like Ours	Median Middle School
Students (n=268)				
Students enrolled in high school credit courses (grades 7 & 8)	18.9%	Down from 26.7%	13.6%	24.5%
Retention rate	1.3%	Up from 0.5%	1.0%	0.7%
Attendance rate	95.9%	Down from 96.2%	95.4%	95.9%
Served by gifted and talented program	5.6%	Up from 2.5%	5.4%	17.8%
With disabilities other than speech	1.2%	Down from 9.3%	11.2%	9.2%
Older than usual for grade	0.0%	No Change	3.6%	1.5%
Out-of-school suspensions or expulsions for violent and/or criminal offenses	0.0%	No Change	0.2%	0.4%
Annual dropout rate	0.0%	No Change	0.0%	0.0%
Teachers (n=23)				
Teachers with advanced degrees	69.6%	Up from 66.7%	59.5%	60.0%
Continuing contract teachers	82.6%	Up from 81.0%	69.0%	82.6%
Teachers returning from previous year	88.4%	Up from 82.0%	76.4%	85.6%
Teacher attendance rate	94.0%	Down from 94.7%	95.4%	95.3%
Average teacher salary*	\$49,542	Up 2.6%	\$44,040	\$46,300
Classes not taught by highly qualified teachers	0.0%	No Change	6.1%	1.2%
Professional development days/teacher	6.3 days	Down from 6.4 days	10.2 days	9.9 days
School				
Principal's years at school	7.0	Up from 6.0	3.0	4.0
Student-teacher ratio in core subjects	16.4 to 1	Up from 13.8 to 1	17.9 to 1	21.5 to 1
Prime instructional time	89.8%	Down from 90.6%	89.2%	90.1%
Opportunities in the arts	Excellent	No Change	Good	Good
SACS accreditation	Yes	No Change	Yes	Yes
Parents attending conferences	94.9%	Down from 100.0%	97.9%	98.1%
Character development program	Excellent	No Change	Good	Good
Dollars spent per pupil**	\$16,020	Up 10.1%	\$10,504	\$7,634
Percent of expenditures for instruction**	52.3%	Up from 51.9%	59.8%	64.0%
Percent of expenditures for teacher salaries**	47.5%	Down from 48.0%	55.7%	61.2%
% of AYP objectives met	76.9%	Down from 100.0%	69.2%	80.5%

* Length of contract = 185+ days.

** Prior year audited financial data available.

REPORT OF PRINCIPAL AND SCHOOL IMPROVEMENT COUNCIL

Cainho Elementary/Middle School continues its commitment to raising student achievement through strong academics and dynamic engaging programs. The implementation of school improvement has shown marked improvements in the areas of curriculum and student achievement.

The faculty continues to examine student achievement gains and the curriculum in the areas of reading, writing, math concepts, critical thinking and assessments.

Some of our accomplishments in 2010-2011 include: 10 students passing the algebra 1 exam, 1 Spell Bound Competition participant, 8 All County Chorus Participants, 1 All County Beginner Band Participant, the Palmetto Gold Award, and the continuation of our recycling program.

We continue to promote the use of technology with our computer lab "ASSIST" program. We have continued with the Tiger Cafe to encourage students to participate in our Accelerated Reading Program. Another incentive to learn is through the use of Tiger Bucks. Students use these to purchase materials such as pencils, pens, paper, games, and other items from the Tiger Pride Store.

Our PTO and SIC continue to provide classroom supplies throughout the school year. They work very hard to support students, teachers, and staff to enhance student achievement.

We will continue to improve our school's overall rating with a coordinated team effort of district leaders, administrators, teachers, students, parents, and a strong SIC and PTO.

John Spagnolia, Principal
Ella Chisolm, SIC Chairperson

EVALUATION RESULTS

	Teachers	Students*	Parents*
Number of surveys returned	26	23	39
Percent satisfied with learning environment	88.5%	91.3%	82.1%
Percent satisfied with social and physical environment	88.5%	82.6%	84.6%
Percent satisfied with school-home relations	73.1%	82.6%	87.2%

*Only students at the highest middle school grade level at this school and their parents were included.

Comprehensive detail, including definitions of ratings, performance criteria, and explanations of status, is available on www.ed.sc.gov and www.eoc.sc.gov as well as school and school district websites.

Printed versions are available from school districts upon request.

Abbreviations Key

N/A Not Applicable N/AV Not Available N/C Not Collected N/R Not Reported I/S Insufficient Sample TBD To be determined
NI Newly Identified CSI Continuing School Improvement CA Corrective Action RP Plan to Restructure R Restructure DELAY School Improvement Status HOLD School Improvement Status